



Ucla
BRUINS

2014-2015

WOMEN'S BASKETBALL

UNCOMMON WOMEN · UNCOMMON CHOICES · UNCOMMON RESULTS


Table of Contents



Cori Close



Corinne Costa



Noelle Quinn

The 2014-15 Bruins

Table of Contents	1
2014-15 Schedule	2
Radio/TV Roster	3
Alphabetical & Numerical Rosters	4
Head Coach Cori Close	5
Assistant Coach Shannon Perry	6
Assistant Coach Tony Newnan	6
Assistant Coach Jenny Huth	7
Director of Basketball Operations Pam Walker	7
Kari Korver	8
Jordin Canada	9
Recee' Caldwell	10
Kacy Swain	11
Lajahna Drummer	12
Luiana Livulo	13
Dominique Williams	14
Nirra Fields	15
Madeline Poteet	16
Kelli Hayes	17
Paulina Hersler	18
Monique Billings	19
Chrissy Baird	20
Corinne Costa	21
Savanna Trapp	22

The 2013-14 Season

Final Statistics and Results	23
Pac-12 Standings and Honors	24

The Opponents

UCLA's All-Time Record vs. Opponents	25
--	----

The Record Books

UCLA's "30 Point and Up" Club	31
UCLA's Individual School Records	33
UCLA's Team School Records	34

UCLA's Career Records	35
UCLA's Single-Season Leaders	36
UCLA's Top Single-Season Team Performances	37
Freshman Single-Season Leaders	38
Class Single-Season Leaders	39
Yearly Individual Leaders	40
By the Numbers	42
UCLA's Home Court Records	43
Pauley Pavilion - Home of the Bruins	44

The History

All-Time Letterwinner List	45
All-Time Numerical Roster	46
Starting Lineups, 1974-75 to Present	47
UCLA Honor Roll - National Awards	49
UCLA Honor Roll - Conference Awards	50
Bruins on USA National Teams	52
Bruins in the Pros	53
1,000 Point Club	55
The Bruin Elite	59
Retired Numbers	63
UCLA Hall of Fame Coaches	64
Individual Career Statistics, 1975-Present	65
Year-by-Year Team Statistics	67
All-Time Game-by-Game Results	69

The Post-Season

NCAA Tournament Box Scores	75
The National Championship Season - 1978	76
1978 Team Honored On 30th Anniversary	77
1999 Pac-10 Champions, Elite Eight Participants	78
2006 Pac-10 Tournament Champions	79

Credits

The 2014-15 UCLA Women's Basketball Record Book was compiled by Ryan Finney, Associate Athletic Communications Director, with assistance from Liza David, Director of Athletic Communications. Special assistance also provided by James Ybiernas, Assistant Athletic Communications Director and Steve Rourke, Associate Athletic Communications Director. Primary photography by ASUCLA Campus Studio (Don Liebig and Todd Cheney). Additional photos provided by Scott Chandler, Thomas Campbell, USA Basketball, Berliner Studios, Andrew Bernstein, Elsa/Getty Images, Los Angeles Sparks, David Sherman/Minnesota Lynx, NBAE, Getty Images, Ruth Chambers, Percy Anderson, WNBA Photos, NBA Photos, and the Los Angeles Visitors and Convention Bureau.

Weekly Availability

The best time for interviews with UCLA Head Women's Basketball Coach Cori Close, or members of the Bruins' squad, is after practices. This year, the women's basketball team will be practicing in Pauley Pavilion from 12-3 p.m. on M-W-F and from 8:30-11:30 a.m. on Tue.-Thu. For access to weekly practices or to schedule an extended interview with a member of the UCLA women's basketball team, please contact WBB SID Ryan Finney. Practices are closed to the public. Coach Close would like a 24-hour advance notice of media wishing to attend practice.

Credentials

Admission to Pauley Pavilion's press seating and media room is by credential only. All credential requests should be made by emailing the WBB SID, Ryan Finney (rfinney@athletics.ucla.edu) at least two days in advance of the game. If you can email one week prior to the date of the game, parking and credentials can be mailed. Members of the media covering UCLA should request credentials for road games through Finney via email or phone. Photographers should follow the same instructions as media members.

Postgame Procedures

Head Coach Cori Close and selected players will be available to the media in New Pauley Pavilion's media room following a 10-minute cooling off period after each game. UCLA's locker room is closed to the media, as is all team spaces (weight room, training room, etc.). To access the media room during or after the game if seated in the overflow area, follow the stairwell down to the court and proceed to the northeast corner (elevator access available on the southeast corner of the building). The visiting team's head coach will be available following a 10-minute cooling off period outside the visiting locker room (northwest corner, event level).

2014-15 UCLA Women's Basketball Schedule

Date	Opponent	Location	Time	Television
Sun., Nov. 02	Westmont (Exh.)	Los Angeles, CA	2:00 p.m.	
Fri., Nov. 14	James Madison	at Harrisonburg, VA	10:00 a.m.	
Sun., Nov. 16	North Carolina	at Chapel Hill, NC	11:00 a.m.	
Sun., Nov. 23	Texas	Los Angeles, CA	1:00 p.m.	Pac-12 Network
Fri., Nov. 28	Nebraska	Los Angeles, CA	1:00 p.m.	Pac-12 Network
Tue., Dec. 02	Cincinnati	Los Angeles, CA	7:00 p.m.	
Wed., Dec. 10	UC Riverside	Los Angeles, CA	5:00 p.m.	Pac-12 Network
Fri., Dec. 12	Sacramento State	Los Angeles, CA	7:00 p.m.	
Thu., Dec. 18	vs. Miami (Florida)	New Orleans, LA	3:00 p.m.	
Fri., Dec. 19	vs. Samford	New Orleans, LA	3:00 p.m.	
Sun., Dec. 21	vs. Connecticut	Uncasville, CT	2:00 p.m.	ESPN2
Sun., Dec. 28	Notre Dame	Los Angeles, CA	1:00 p.m.	Pac-12 Network
Tue., Dec. 30	USC *	at Los Angeles, CA	6:00 p.m.	Pac-12 Network
Sat., Jan. 03	Oregon State *	Los Angeles, CA	5:00 p.m.	Pac-12 Network
Mon., Jan. 05	Oregon *	Los Angeles, CA	5:00 p.m.	Pac-12 Network
Fri., Jan. 09	Utah *	at Salt Lake City, UT	5:00 p.m.	Pac-12 Network
Sun., Jan. 11	Colorado *	at Boulder, CO	1:00 p.m.	Pac-12 Network
Sun., Jan. 18	USC *	Los Angeles, CA	7:30 p.m.	Pac-12 Network
Fri., Jan. 23	Stanford *	Los Angeles, CA	7:00 p.m.	Pac-12 Network
Sun., Jan. 25	California *	Los Angeles, CA	3:00 p.m.	Pac-12 Network
Sat., Jan. 31	Oregon *	at Eugene, OR	12:30 p.m.	Pac-12 Network
Mon., Feb. 02	Oregon State *	at Corvallis, OR	7:00 p.m.	Pac-12 Network
Fri., Feb. 06	Colorado *	Los Angeles, CA	7:00 p.m.	
Sun., Feb. 08	Utah *	Los Angeles, CA	2:00 p.m.	
Thu., Feb. 12	California *	at Berkeley, CA	8:00 p.m.	Pac-12 Network
Sun., Feb. 15	Stanford *	at Stanford, CA	4:30 p.m.	Pac-12 Network
Fri., Feb. 20	Arizona State *	Los Angeles, CA	7:00 p.m.	
Sun., Feb. 22	Arizona *	Los Angeles, CA	1:00 p.m.	Pac-12 Network
Thu., Feb. 26	Washington State *	at Pullman, WA	7:00 p.m.	
Sat., Feb. 28	Washington *	at Seattle, WA	1:00 p.m.	Pac-12 Network
Thu., Mar. 05	Pac-12 Tournament	Seattle, WA	TBD	Pac-12 Network
Fri., Mar. 06	Pac-12 Tournament	Seattle, WA	TBD	Pac-12 Network
Sat., Mar. 07	Pac-12 Tournament	Seattle, WA	TBD	Pac-12 Network
Sun., Mar. 08	Pac-12 Tournament	Seattle, WA	6:00 p.m.	ESPN
Fri., Mar. 20	NCAA First Round	TBD	TBD	
Sat., Mar. 21	NCAA First Round	TBD	TBD	
Sun., Mar. 22	NCAA Second Round	TBD	TBD	
Mon., Mar. 23	NCAA Second Round	TBD	TBD	
Fri., Mar. 27	NCAA Sweet Sixteen	TBD	TBD	
Sat., Mar. 28	NCAA Sweet Sixteen	TBD	TBD	
Sun., Mar. 29	NCAA Elite Eight	TBD	TBD	
Mon., Mar. 30	NCAA Elite Eight	TBD	TBD	
Sun., Apr. 05	NCAA Final Four	Tampa, FL	TBD	
Tue., Apr. 07	NCAA Championship	Tampa, FL	TBD	

Home games in bold.

Key: * denotes Pac-12 Conference Game
Connecticut game at Mohegan Sun Arena

Game times listed are Pacific and subject to change.
Internet broadcasts on www.uclabruins.com
Pac-12 Tournament in Seattle, WA at KeyArena

uclaBruins.com

2014-15 UCLA Women's Basketball Radio/TV Roster



NO. 2
KARI KORVER
RS-SO. - G - 5-9
Paramount, CA
Valley Christian HS



NO. 3
JORDINA CANADA
Fr. - G - 5-6
Los Angeles, CA
Windward School



NO. 5
REECE' CALDWELL
Fr. - G - 5-8
San Antonio, TX
Homeschooled (F.E.A.S.T.)



NO. 10
KACY SWAIN
RS-Jr. - F - 6-3
Los Angeles, CA
St. Bernard's HS



NO. 11
LAJAHNA DRUMMER
Fr. - F - 6-1
Inglewood, CA
Long Beach Poly HS



NO. 13
LUIANA LIVULO
Sr. - C - 6-3
Lisbon, Portugal
Northwest Florida State



NO. 20
DOMINIQUE WILLIAMS
So. - G - 5-8
Phoenix, AZ
St. Mary's Catholic HS



NO. 21
NIRRA FIELDS
Jr. - G - 5-9
Montreal, QC, Canada
Mater Dei HS (CA)



NO. 22
MADLINE POTEET
Sr. - G - 5-8
Temecula, CA
Temecula HS



NO. 23
KELLI HAYES
Fr. - G - 6-0
San Jose, CA
Archbishop Mitty HS



NO. 24
PAULINA HERSLER
Fr. - F - 6-2
Malmö, Sweden
Igelstavikens Gymnasium



NO. 25
MONIQUE BILLINGS
Fr. - F - 6-4
Corona, CA
Santiago HS



NO. 32
CHRISSE BAIRD
Fr. - G - 6-1
Wheaton, IL
Wheaton North HS



NO. 34
CORINNE COSTA
Sr. - F/C - 6-4
Discovery Bay, CA
Liberty HS



NO. 54
SAVANNA TRAPP
RS-Fr. - C - 6-9
Esko, MN
Esko HS


2014-15 UCLA WOMEN'S BASKETBALL COACHING STAFF



HEAD COACH
CORI CLOSE
Fourth Season



ASSISTANT COACH
JENNY HUTH
Fourth Season



ASSISTANT COACH
TONY NEWNAN
Fourth Season



ASSISTANT COACH
SHANNON PERRY
Fourth Season



DIR. OF OPERATIONS
PAM WALKER
26th Season

2014-15 Rosters

NUMERICAL ROSTER

No.	Name	Pos.	Ht.	Yr.	Hometown (High School/Previous School)
2	Kari Korver	G	5-9	RSO.	Paramount, Calif. (Valley Christian)
3	Jordin Canada	G	5-6	Fr.	Los Angeles, Calif. (Windward)
5	Recee' Caldwell	G	5-8	Fr.	San Antonio, Texas (Homeschooled)
10	Kacy Swain	F	6-3	RJr.	Los Angeles, Calif. (St. Bernard's HS)
11	Lajahna Drummer	F	6-1	Fr.	Inglewood, Calif. (Long Beach Poly)
13	Luiana Livulo	C	6-3	Sr.	Lisbon, Portugal (Escola Secundaria Rainha D. Amelia/NW Fla. St.)
20	Dominique Williams	G	5-8	So.	Phoenix, Ariz. (St. Mary's Catholic)
21	Nirra Fields	G	5-9	Jr.	Montreal, QC, Canada (Mater Dei)
22	Madeline Poteet	G	5-8	Sr.	Temecula, Calif. (Temecula HS)
23	Kelli Hayes	G	6-0	Fr.	San Jose, Calif. (Archbishop Mitty)
24	Paulina Hersler	F	6-3	RFr.	Malmö, Sweden (Igelstavikens Gymnasium)
25	Monique Billings	F	6-4	Fr.	Corona, Calif. (Santiago)
32	Chrissy Baird	G	6-1	Fr.	Wheaton, Ill. (Wheaton North)
34	Corinne Costa	F/C	6-4	Sr.	Discovery Bay, Calif. (Liberty HS)
54	Savanna Trapp	C	6-9	RFr.	Esko, Minn. (Esko)

ALPHABETICAL ROSTER

No.	Name	Pos.	Ht.	Yr.	Hometown (High School/Previous School)
32	Chrissy Baird	G	6-1	Fr.	Wheaton, Ill. (Wheaton North)
25	Monique Billings	F	6-4	Fr.	Corona, Calif. (Santiago)
5	Recee' Caldwell	G	5-8	Fr.	San Antonio, Texas (Homeschooled)
3	Jordin Canada	G	5-6	Fr.	Los Angeles, Calif. (Windward)
34	Corinne Costa	F/C	6-4	Sr.	Discovery Bay, Calif. (Liberty HS)
11	Lajahna Drummer	F	6-1	Fr.	Inglewood, Calif. (Long Beach Poly)
21	Nirra Fields	G	5-9	Jr.	Montreal, QC, Canada (Mater Dei)
23	Kelli Hayes	G	6-0	Fr.	San Jose, Calif. (Archbishop Mitty)
24	Paulina Hersler	F	6-3	RFr.	Malmö, Sweden (Igelstavikens Gymnasium)
2	Kari Korver	G	5-9	RSO.	Paramount, Calif. (Valley Christian)
13	Luiana Livulo	C	6-3	Sr.	Lisbon, Portugal (Escola Secundaria Rainha D. Amelia/NW Fla. St.)
22	Madeline Poteet	G	5-8	Sr.	Temecula, Calif. (Temecula HS)
10	Kacy Swain	F	6-3	RJr.	Los Angeles, Calif. (St. Bernard's HS)
54	Savanna Trapp	C	6-9	RFr.	Esko, Minn. (Esko)
20	Dominique Williams	G	5-8	So.	Phoenix, Ariz. (St. Mary's Catholic)

Coaching Staff

Cori Close	Head Coach, 4th season	UC Santa Barbara '93
Jenny Huth	Assistant Coach, 4th season	Colorado '02
Tony Newnan	Assistant Coach, 4th season	UC Santa Barbara '92
Shannon Perry	Assistant Coach, 4th season	Iowa '98

Support Staff

Pam Walker	Director of Operations	UCLA '85
Debbie Haliday	Administrative Assistant	UCLA '82
Wendale Farrow	Video Coordinator	Eastern Michigan '09
Lisa Friesen	Athletic Trainer	Pacific '04
David Wood	Athletic Performance Coach	Cal Poly '05
Will Collier	Academic Coordinator	Southern '05
Ryan Finney	Sports Information Director	Kansas State '90
Kenneth Simpson	Equipment Manager	

Pronunciation Guide

Recee' (reh-SAY)
Corinne (core-RIN) Costa (Cost-uh)
Lajahna Drummer (LAH-Zsa-Nay)
Nirra (NEYE-ruh) Fields
Kari (CARE-ree) Korver
Luiana (Lu-ee-AN-uh) Livulo (Lih-VOO-low)

The Basketball Staff



HEAD COACH CORI CLOSE

Cori Close was named head women's basketball coach at UCLA on April 21, 2011. She is currently 53-42 (.558) overall and enters her fourth season at the helm of the Bruins' program in 2014-15.

This is the first head coaching assignment for Close, who has worked as associate head coach or assistant on teams that have advanced to the NCAA Tournament in 16 seasons, won at least 20 games in 16 of the previous 18 seasons and won or shared a total of 11 conference championships.

Close, who served on the Bruin coaching staff in 1994 and 1995, returns to Westwood after spending seven seasons as associate head coach at Florida State University. Considered one of the top offensive minds in the game, Close helped guide

the Seminoles into a nationally-recognized program in her time. FSU ranked among the nation's top 30 teams in scoring, field goal percentage and three-point field goal percentage her last two seasons.

Florida State advanced to the NCAA Tournament in each of coach Close's seasons in Tallahassee and won at least 20 games in all but one. Point guard play and offensive efficiency were strong points under Close's direction. FSU shot at least .418 from the field in each of the last seven seasons and hit over 37% of its three-point attempts the last two seasons, including a school-record 212 made three-point shots in 2010.

In addition to her on-court tasks, Close was also instrumental in recruiting (she coached four first-team All-ACC Freshman team selections and five players selected in the WNBA draft while at FSU) while also working with the school's marketing department in their efforts to promote the program.

In 2010-11, Florida State posted a 24-8 record, finished third in the Atlantic Coast Conference with an 11-3 mark, was ranked No. 20 in the final ESPN/USA Today poll and advanced to the second round of the NCAA Tournament after matching the program's best tournament seed ever at No. 3. The 2010 FSU squad captured a share of the ACC regular season championship, set a school record with 29 wins and advanced to the Elite 8 of the NCAA Tournament for the first time in school history. Jacinta Monroe was selected in the first round of the WNBA draft, No. 6 overall, the highest of any FSU player.

The 2009 Seminole squad also won a share of the conference regular season crown and earned the highest seed into the NCAA Tournament in school history, at the time, at No. 3. The 2008 FSU team earned its highest regular season ranking ever in the polls to that point in time, at No. 18. In 2007, Florida State advanced to the Sweet 16 for the first time in school history and earned its highest ranking to that point, at No. 19, in the season's final national poll. In Close's initial season in Tallahassee, FSU posted its first 20-win campaign in 14 seasons.

Close joined the FSU staff after serving nine seasons (1995-2004), the last three as associate head coach, at her alma mater, UC Santa Barbara, class of 1993. Some of her duties included overseeing skill development of the players, on-court offensive coaching, recruiting and scheduling.

As UCSB's player development coordinator, Close's work led to such achievements as a 98 percent graduation rate, seven WNBA players, 15 professional players overseas, 12 Big West Conference MVPs, nine district All-Americans and one second-team All-American. Close was responsible for all offensive tactics, offensive instruction and game-time decisions which helped result in eight NCAA appearances, including three second round games and a trip to the Sweet 16, one NIT consolation championship and 10 Big West Conference regular season or tournament championships. The Gauchos landed three top-10 ranked recruiting classes during her tenure.

Close was also instrumental in fostering support and increasing revenue streams for the UCSB basketball program. She developed and implemented a comprehensive marketing plan, designed fundraising initiatives, coordinated speaking, community service and radio/television appearances and created a Fastbreakers booster program. Her efforts were rewarded in the women's hoops program becoming the largest revenue producer in the department of athletics.

Close began her collegiate coaching career at UCLA while serving in the role of the restricted earnings coach on the first staff of then-new head coach Kathy Olivier in the 1994 and 1995 seasons. She earned her Master's Degree in educational administration during her time at the University.

As a player, Close was a four-year starting point guard at UC Santa Barbara and captained the 1992 and 1993 teams which each advanced to the second round of the NCAA Tournament. A native of Milpitas, CA, she was a 1993 first-team all-Big West selection and the MVP of the 1993 Conference Tournament. Close was the first player in school history to record more than 1,000 points and 500 assists for a career and ranked among the top 10 in seven Gauchito statistical categories. She averaged a school-record 8.3 assists per game in 1993 which was among the top 10 marks in the nation that season. On April 30, 2005, Close was inducted into the UC Santa Barbara Athletics Hall of Fame.

WHAT THEY ARE SAYING

***Sue Semrau - Florida State Head Women's Basketball Coach (1998 – present)

"Cori is one of the finest up-and-coming associate coaches in America. She has tremendous experience and everything you would want in a head coach. She has passion for her players, passion for the game, the university and the community. I can't think of anybody who would be a better fit for UCLA than Cori Close."

***Ann Meyers Drysdale – UCLA Hall of Famer and four-time All-American; current General Manager of the WNBA's Phoenix Mercury
"Cori has always been close to the UCLA program, from her years working at UCSB and her relationship with Coach Wooden. I look forward to Cori continuing the ideal of being a Bruin, to doing your best and striving to bring a national championship back to UCLA."

***Mark French – UC Santa Barbara Head Coach (1988-2008)
"Cori has as good a grasp on what the total college experience should be about as any coach in the country. Anyone who comes to UCLA to play for her will get everything possible, the total package, that the university has to offer. Somewhere, today, Coach Wooden is smiling because I know she kept in touch with him over the years."

CLOSE YEAR-BY-YEAR

Year	Record	School	Conf.	Finish	NCAA
2013-14	13-18	UCLA	7-11	8th	---
2012-13	26-8	UCLA	14-4	3rd	2nd Rd.
2011-12	14-16	UCLA	9-9	T-5th	---
2010-11	24-8	Florida State	11-3	3rd	2nd Rd.
2009-10	29-6	Florida State	12-2	T-1st	Elite 8
2008-09	26-8	Florida State	12-2	T-1st	2nd Rd.
2007-08	19-14	Florida State	7-7	5th	2nd Rd.
2006-07	24-10	Florida State	10-4	4th	Sweet 16
2005-06	20-10	Florida State	10-4	4th	2nd Rd.
2004-05	24-8	Florida State	9-5	4th	2nd Rd.
2003-04	27-7	UCSB	17-1	1st	Sweet 16
2002-03	27-5	UCSB	15-1	1st	2nd Rd.
2001-02	26-6	UCSB	16-0	1st	2nd Rd.
2000-01	22-9	UCSB	12-2	1st	1st Rd.
1999-00	30-4	UCSB	15-0	1st	1st Rd.
1998-99	26-4	UCSB	15-0	1st	1st Rd.
1997-98	27-6	UCSB	14-1	1st	2nd Rd.
1996-97	24-6	UCSB	14-1	1st	1st Rd.
1995-96	24-7	UCSB	14-2	1st	---
1994-95	10-17	UCLA	5-13	T-8th	---
1993-94	15-12	UCLA	10-8	5th	---
Totals	477-189, .716		249-80, .757		

As assistant: FSU: 166-64; UCSB: 233-54; UCLA: 25-29

CLOSE CAREER HIGHLIGHTS

- Coached in 16 NCAA Tournaments
- Advanced to at least the 2nd round in her last 11 NCAA's
- Teams have advanced to three Sweet 16's and one Elite 8
- Teams have won at least 20 games in 16 of last 19 seasons
- Teams have won or shared a total of 11 conference titles
- Helped Florida State win a school record 29 games in 2010
- Helped coach 10 players drafted by WNBA teams
- Helped lead Florida St. to its highest national ranking ever

PLAYERS COACHED BY CLOSE IN WNBA DRAFT

Year	Name	Rd	Pick	Team
2010	Jacinta Monroe	1st	6	Washington Mystics
2009	Britany Miller	2nd	18	Detroit Shock
	Tanae Davis-Cain	3rd	37	Detroit Shock
	Mara Freshour	3rd	38	Seattle Storm
2005	Kristen Mann	1st	11	Minnesota Lynx
	Roneeka Hodges	2nd	15	Houston Comets
2004	Lindsay Taylor	2nd	26	Houston Comets
2002	Kayte Christensen	3rd	40	Phoenix Mercury
2001	Erin Buescher	2nd	23	Minnesota Lynx
2000	Stacy Clinesmith	2nd	30	Sacramento Monarchs

The Basketball Staff



ASSISTANT COACH SHANNON PERRY

Shannon Perry joined the UCLA women's basketball coaching staff in May of 2011 and enters her fourth season at UCLA in 2014-15. She returns to Los Angeles after coaching at Duke for five seasons (2004-09). Perry was also an assistant at USC from 2000-04 and Iowa from 1999-2000.

Perry helped bring in UCLA's first-ever No. 1-ranked recruiting class in 2014-15. The class includes Reece' Caldwell, Jordin Canada, Monique Billings, Lajahna Drummer and Kelli Hayes.

Perry helped bring in the No. 2 recruiting class in the nation in 2005, which included National High School Player of the Year Abby Waner. She also helped recruit the No. 3 recruiting class in the nation in 2007 with WBCA All-Americans Jasmine Thomas, Krystal Thomas and Karima Christmas, as well as the No. 5 class in 2008. Her duties on the Duke coaching staff included recruiting, practice instruction, scouting and coaching guards. Perry coached five All-Americans at Duke, including future WNBA players Waner, Lindsey Harding, Alison Bales, Monique Currie, and Chante Black. She coached in the NCAA Tournament all five years at Duke, with the Blue Devils advancing to the Championship game in 2006. Duke captured Atlantic Coast Conference regular season championships in 2005 and 2007.

While at USC, Perry's responsibilities were national recruiting, practice instruction and academic liaison. She helped USC sign a Top 10 recruiting class in 2004. At Iowa, she was involved with daily practice instruction, coaching the post players, scouting, recruiting and monitoring academic progress of student-athletes.

Perry graduated in 1998 from the University of Iowa with a Bachelor of Arts in journalism and communication studies, where she graduated with honors. She was a four-year letterwinner at Iowa from 1995-98 and was regarded as the team's leading defensive player throughout that time. She led the Hawkeyes to the 1997 Big Ten Tournament title and 1996 and 1998 regular season titles. Her teams advanced to the NCAA Tournament her final three seasons and made a trip to the Sweet 16 in 1996. Additionally, she was a three-time All-Big Ten Academic selection and received the 1998 Robin Roberts/WBCA Sports Communication Scholarship award and the 1998 NCAA Women's Enhancement Post-Graduate Scholarship award.

A Southern California native, Perry played basketball and volleyball at Cerritos HS.


WHAT THEY ARE SAYING ABOUT SHANNON PERRY:

"Shannon is a wonderful addition to the UCLA family. She is not only an excellent recruiter, but she has tremendous knowledge of the game. I have no doubt she will help land some of the best players in the country and help develop them to their fullest potential. Shannon is an incredibly warm and caring person who runs her life with great class and integrity, and she will undoubtedly have a positive impact on the UCLA program and community."

– Gail Goestenkors, former Duke head coach and current University of Texas head women's basketball coach.

"Shannon will be an excellent fit for UCLA Women's Basketball. On the court, she is an excellent communicator. She uses her years of coaching and playing experience to relate to her players and the coaching staff. Her knowledge of both the guard and post positions makes her versatile on the staff. Off the court, Shannon has the amazing ability of impacting others. Her positive spirit and motivating nature are contagious. She is a perfect addition to the UCLA women's basketball staff."

– Krystal Thomas, former Duke player and current WNBA player



ASSISTANT COACH TONY NEWMAN

Tony Newnan joined the UCLA women's basketball staff in May of 2011 and enters his fourth season at UCLA in 2014-15. He is a 20-plus-year coaching veteran, with Pac-12 experience, known for his defense, who has worked with numerous players drafted by the WNBA over the years.

Newnan helped bring in UCLA's first-ever No. 1-ranked recruiting class in 2014-15. The class includes Reece' Caldwell, Jordin Canada, Monique Billings, Lajahna Drummer and Kelli Hayes.

Prior to UCLA, Newnan has been a women's basketball assistant coach for eight seasons at Westmont College in Santa Barbara, Calif. The Warriors earned NAIA (National Association of Intercollegiate Athletics) national rankings and advanced to the NAIA Tournament in four of his last five seasons there. In 2009, Westmont posted a school record 22 wins and won at least 20 games in three of his last four seasons.

From 2000-01, Newnan worked as an assistant women's basketball coach at Oregon State University. The Beavers entered post-season play (National Women's Invitation Tournament) for the first time in six seasons during that year and were led by the play of guard Felicia Ragland who was named the Pac-10 Conference Player of the Year in 2001. Ragland, who went on to be selected by the Seattle Storm in the 2002 WNBA draft, also earned District VIII Kodak All-America honors in both 2001 and 2002.

Newnan, who was the Associate Head coach at UC Santa Barbara in 1999-2000, served as a Gauchos' assistant from 1993-2000. The Gauchos captured six Big West conference titles during his tenure, set a school record with 30 wins in 2000 and advanced to the NCAA Tournament in 1992, 1993, 1997, 1998, 1999, 2000. A 1992 graduate of UCSB, Newnan embarked on his coaching career as a student assistant coach for the Gaucho women's team in 1990-93. He was then hired full-time the following season. During his years at UCSB, Newnan helped coach such future WNBA draft selections as Kayte Christensen, Erin Buescher and Stacy Clinesmith.

WHAT THEY ARE SAYING ABOUT TONY NEWMAN:

"What I remember most about Tony is that his energetic, excited style of coaching made you want to play even harder on the court. He teaches the game so well and explains everything so well. He helped me be a better player skill-wise and emotionally as well, helping instill a we-will-not-lose attitude. Tony definitely brought out the best of me. I would have done anything, including running through a wall, for him and the coaching staff."

– Stacy Clinesmith, former UCSB player and four-year WNBA player

"One of the great things about Tony is that he's a really good teacher. He has a unique and creative way of breaking down things so that it makes sense to each individual. I loved when coaches got in my face and pushed me. You can sense his passion and see how much he loves what he's doing. I've been away from UCSB for years, but I still call him once a year and thank him for my experience. There wasn't anything he wouldn't do to help us grow both on and off the court. Collegiate coaches bring players in as 17-18 year olds and adopt them as surrogate children, and I definitely feel like I grew so much with his help. I could not have been in the WNBA for seven years without him."

– Kayte Christensen, former UCSB player, seven-year WNBA player, current ESPN men's and women's basketball reporter/analyst

"I consider Tony Newnan to be one of the brightest basketball minds in women's basketball. His contributions to the success of our program at UCSB were immense. His 'feel' for game strategy, scouting, and substitution patterns is unsurpassed. Additionally, Tony is one of the best teachers of individual skill development that I have ever worked with. His ability to break down skills and motivate athletes to grow and improve is legendary among UCSB, and undoubtedly Westmont, players. Tony is also one of the most competitive people I have had as an assistant coach. He hates to lose and spreads that passion for success to everyone around him. He has a great mind, is an excellent teacher with a great competitive heart, and one of the finest human beings I know! Congratulations to the Bruin women's basketball family - you are fortunate to have him!"

– Mark French, former UCSB head coach

The Basketball Staff



ASSISTANT COACH JENNY HUTH

Jenny Huth, a highly decorated player who has represented her country in international play and has five years of Division I coaching experience, joined the Bruin coaching staff in May of 2011 and enters her fourth season at UCLA in 2014-15. She comes to UCLA after working in private business and as a high school coach the past two seasons following her marriage in 2010. Prior to that, she worked as an assistant women's basketball coach at Oakland University in Rochester, Michigan from 2007-09. The Summit League team posted 20-win seasons in both years and a school-record 26 wins in 2008-09. Huth was responsible for recruiting, scheduling, scouting, camps, academics and public outreach, in addition to her on-court duties.

Huth helped bring in UCLA's first-ever No. 1-ranked recruiting class in 2014-15. The class includes Reece' Caldwell, Jordin Canada, Monique Billings, Lajahna Drummer and Kelli Hayes.

From 2005-07, Huth served a three-year stint as a graduate assistant coach at Florida State University. The Seminoles put together three-straight 20-win seasons for the first time in school history and made three trips to the NCAA Tournament while she was on staff. She also worked with guard Roneeka Hodges, who went on to become the 15th pick in the 2005 WNBA draft. Huth helped with the Seminole guards, coached the scout team and coordinated the program's efforts with the Courtside Kids program. She earned her Master's degree in Recreation and Leisure Services Administration from FSU in 2007.

A standout player for Colorado from 1998-02, Jenny Roulier (Huth) was a three-time All-Big 12 Conference selection and helped guide the Buffaloes to the NCAA Tournament Elite Eight in her senior season. She finished her career among the all-time top 10 at CU in career scoring with 1,399 points, three-point shots with 203 and three-point shooting percentage at .407.

Huth, whose cousin Rachele Roulier played basketball at UCLA from 1988-91, was a member of Team USA's gold medal winning women's basketball team in the World University Games in 2001. After graduating from CU in 2002 with a degree in Communications, she played professionally for two seasons. She spent the 2002-03 season with Club Estudiantes, a First-Division team based in Madrid, Spain. In 2004, Huth played for the Colorado Chill of the National Women's Basketball League. She has also been involved with Athletes in Action and was a member of the 2003 fall tour.

WHAT THEY ARE SAYING ABOUT JENNY HUTH:

"As a player, Jenny had this unique combination of talent, leadership and compassion for all of her teammates, but it was her infectious passion for the game that I admired so much. She is one of those players who was destined to be a coach. Jenny is not only great at one-on-one skill development, but she has the gift of encouraging and motivating everyone around her to be better. I had great respect for Jenny as my teammate, and I have no doubt that the players she coaches will not only reach their potential on the court, but they will leave UCLA better prepared for the bigger game of life."

- Ruth Riley, WNBA All-Star and Olympic gold medalist

"Jenny will be a tremendous asset to Cori and to UCLA. Passion for the game and energy level are trademarks of all great recruiters, and Jenny has no shortage of either. Her enthusiasm for the game will be infectious during practices, games and skillwork sessions. I am particularly thrilled to see Jenny join the Pac 12 Conference."

- Ceal Barry, former Colorado head coach

"Jenny isn't just good, she is spectacular. She has a gift for connecting and motivating college students but is also a great teacher of the game. She will have a major impact on the rapid growth of UCLA women's basketball."

- Sue Semrau, Florida State head coach



DIRECTOR OF BASKETBALL OPERATIONS PAM WALKER

Pam Walker, a UCLA graduate, is in her 26th season as a member of the Bruin women's basketball staff in 2014-15. This is her seventh season working as the Director of Basketball Operations. She spent the previous 19 seasons at UCLA serving as an assistant coach.

Walker is responsible for scheduling, equipment, team travel, facilities, community service projects, monitoring of the players' academic progress, assisting with budgeting, camps and on-campus recruiting. She also oversees the managers and video intern and liaisons with marketing, development and sports information.

During her coaching tenure at UCLA, the Bruins competed in the NCAA Tournament seven times, including an Elite Eight appearance in 1999. UCLA also won a Pac-10 regular season title in 1999 and a Pac-10 Tournament title in 2006. Walker coached two Pac-10 Players of the Year, four Pac-10 Freshmen of the Year, and seven All-Americans.

Walker joined the Bruin staff prior to the 1989-90 season after four years as head girls' basketball coach at Hart High School (1986-89) in Newhall, CA. In her final season at Hart, she guided the school to the quarterfinals of the state championship tournament, the CIF 5-A Southern Section championship and the Foothill League title. She was also named CIF Coach of the Year that season. Several of her high school standouts continued their playing careers at the college level.

Prior to coaching at Hart, Walker served as head girls' basketball coach at St. Bernard's HS in Playa del Rey, CA (1984-85) and at Van Nuys HS (1982), where she directed the Wolves into the Los Angeles City championship game.

Walker, who graduated from UCLA in 1985 with a B.A. in Political Science, International Relations, earned her Master's degree in Education at UCLA in 1990. She has been married since 2004 to Larry Muir, who teaches history and is the head football coach at Valencia HS. Muir was a member of the UCLA football team from 1989-90. The couple live in Valencia with their beagle, Dee.

"Jenny isn't just good, she is spectacular. She has a gift for connecting and motivating college students but is also a great teacher of the game. She will have a major impact on the rapid growth of UCLA women's basketball."

- Sue Semrau, Florida State head coach

Player Biographies



NO. 2

KARI KORVER

Redshirt Sophomore – G – 5-9

Paramount, CA

(Valley Christian HS)

2013-14:

Tore her right ACL and lateral meniscus in a workout on Sept. 25 and missed the season.

2012-13:

Was one of only three players to play in all 34 games, making eight starts ... she scored 11 points off the bench (3-for-5 from three-point range) in her first collegiate game (a home win over San Diego State on Nov. 10) ... exploded for a career-high 17 points on a career-high five three-pointers (out of 10) and added a career-best three steals to go with three rebounds, one assist and one block in the win at Arizona State (Mar. 1) ... led the team in three-pointers made (38) and attempted (110), shooting 34.5 percent from beyond the arc ... also led the team in free throw percentage (.920, 23-for-25) ... scored in double figures in five games ... made at least one three-pointer in 21 games, including 10 games with multiple treys.

HONORS: Was named an honorable mention selection to the Pac-12's All-Freshman Team by the coaches. **PAC-12 STATISTICAL RANKS:** All Games: 6th - 3-Point Field Goal Percentage (.343). Pac-12 Games: 4th - 3-Point Field Goal Percentage (.365), 9th - 3-Point Field Goals Made Per Game (1.5).

HIGH SCHOOL:

Lettered four years at Valley Christian (Cerritos, Calif.) under head coach Katie Hardeman ... missed her entire senior year after tearing the ACL in her left knee ... earned All-CIF and All-State honors each of the three seasons she played... averaged 25.3 points, 7.8 rebounds, 3.4 steals and 1.5 blocks as a junior in 2010-11 ... averaged 19.4 points, 6.7 rebounds and 2.2 steals as a sophomore in 2009-10 as Crusaders went 25-8 and reached CIF Division 5AA State Championships ... averaged 17.3 points as a freshman in 2008-09 ... won women's three-point contest at 2012 American Family Insurance High School Slam Dunk and 3-Point Championship ... played club basketball for Cal Sparks.

PERSONAL:

Full name: Kari Erica Korver ... right-handed ... born Nov. 11, 1993 in Lakewood, Calif. ... parents are Ken and Lisa Korver ... has one older brother, Kurtis, and one older sister, Kristi ... four cousins played Division I basketball, including Kyle Korver, who plays for NBA's Atlanta Hawks (10th year in the NBA) ... lists the coaching staff and closeness to home as reasons she decided to attend UCLA ... biggest thrill so far in her athletic career was a game-winning three-pointer against league rival Whittier Christian in high school ... hobbies include hanging with friends, going to the beach and reading ... undeclared major.

Player Biographies



NO. 3

JORDIN CANADA

Freshman – G – 5-6

Los Angeles, CA

(Windward HS)

HIGH SCHOOL:

Earned four varsity letters as the starting point guard for head coach Vanessa Nygaard at Windward School (Los Angeles) from 2011-14 ... averaged 18.0 points, 7.0 assists, 5.0 steals and 4.0 rebounds per game in 2013-14 to lead the Wildcats to a 26-3 overall record and an 8-0 mark in the Alpha League ... the Wildcats won the Alpha League title all four years she was there and was the CIF SS Champions in 2011, 2013 and 2014, capturing the State title in 2011 ... one of three Bruins to play in the 2014 McDonald's All-American game ... she averaged 17.0 points, 8.0 assists, 5.0 steals and 4.0 rebounds per game in 2012-13 while Windward went 32-1, losing in the State finals to Bishop O'Dowd (60-45) ... in 2013, Canada earned Southern Section 4AA Player of the Year honors and was also named the Los Angeles Times All-Area MVP ... she also earned the MaxPreps California Girl's Basketball Player of the Year and was the only California player on the MaxPreps All-American Girl's Basketball First Team ... made the USA Basketball Women's U16 National Team and won gold in 2011 (Bruin teammate Reece' Caldwell was also on the team) ... Canada was a four-time All-CIF First Team selection and was Alpha League MVP and first team All-League all four years ... she also earned All-State honors all four years and was a first team Parade All-American and WBCA All-American in 2014 ... Canada was ranked as one of the Top 10 players in the country by most recruiting services including No. 4 by Prospects Nation, No. 6 by ESPN's HoopGurlz, No. 7 by Full Court, No. 9 by BlueStar Media and No. 9 by PB Media ... also ranked near the top in the point guard rankings, coming in as the No. 2 rated PG by HoopGurlz, Full Court and Prospects Nation and the No. 3 PG by PB Media ... played club basketball for Cal Sparks and won the FILA National Championship in 2011 and 2012.

PERSONAL:

Full name: Jordin Elizabeth Canada ... right-handed ... born Aug. 11, 1995 in Los Angeles, Calif. ... her parents are Peter and Joyce Canada ... has one older brother, Peter ... says she chose to attend UCLA because, "I want to become a Neonatal Nurse after basketball and UCLA has the top nursing program in the world. Also, the women's basketball coaching staff care about me as a person, not just a basketball player. They want me to grow as much as possible and help shape me into a confident individual. They showed me that I don't have to be just a basketball player, I can become a woman that can change the world. I also want to start a legacy at UCLA and bring this program its first NCAA title" ... lists her biggest thrills so far in her athletic career as winning a State Championship in 9th grade, playing in the McDonald's All-American Game after her senior year and winning a gold medal with Team USA U16 in 2011 ... hobbies include singing, listening to music, hanging out with friends and watching movies ... majoring in nursing.

Player Biographies



NO. 5

REECE' CALDWELL

Freshman – G – 5-8

San Antonio, TX

(Homeschooled)

HIGH SCHOOL:

Played her senior year with FEAST (homeschool) under head coach Keith Blair and for two years at Claudia Taylor Johnson High School (San Antonio, Texas) under head coach Audra Bredemeyer ... averaged 20.0 points, 5.1 rebounds, 5.5 assists, 3.4 steals and 1.3 blocks per game in 2013-14 to lead the Patriots to a 31-6 overall record ... one of three Bruins to play in the 2014 McDonald's All-American game ... made the USA Basketball Women's U18 National Team and started every game for the Americans, winning gold at the 2014 FIBA Americas Championship in August in Colorado Springs, Colo. ... was also on the Team USA U16 squad with Jordin Canada that won a gold medal ... she started all 33 games and averaged 17.4 points, 6.1 assists, 4.4 rebounds and 2.6 steals per game as a sophomore in 2011-12, leading CTJHS to a 27-7 record ... was named to the 2012 San Antonio Express-News Super Team and to the 2012 Texas Association of Basketball Coaches All-State Team ... averaged 20.5 points, 5.0 rebounds, 5.0 assists and 2.5 steals per game for the Jaguars as a freshman in 2010-11 ... Caldwell was ranked as one of the Top 10 players in the country by most recruiting services including No. 6 by Prospects Nation, No. 7 by PB Media, No. 9 by ESPN's HoopGurlz and No. 19 by Full Court ... also ranked near the top in the point guard rankings, coming in as the No. 2 rated PG by PB Media, the No. 3 rated PG by HoopGurlz and Prospects Nation and the No. 5 PG by Full Court ... while she is from Texas, Caldwell grew up in Riverside, Calif ... played club basketball for San Antonio's Finest.

PERSONAL:

Full name: Reece' Adrianna Caldwell ... right-handed ... born Sept. 9, 1996 in Hemet, Calif. ... her parents are Ray and Alba Caldwell ... has one younger sister, Desiree ... says she chose to attend UCLA because, "Coach Close and I had a great relationship and the staff cares about you as a person and because I want to bring UCLA a national championship" ... lists her biggest thrills so far in her athletic career as making both of the USA Basketball U16 and U18 National Teams and playing in the McDonald's All-American Game in 2014 ... hobbies include reading and watching movies ... majoring in business economics with a minor in communications.

Player Biographies



NO. 10

KACY SWAIN

Redshirt Junior – F – 6-3

Los Angeles, CA

(St. Bernard's HS)

2013-14:

Tore her right ACL in practice on Oct. 2 (first week of practice) and missed the season.

2012-13:

Played in 33 games ... she had five points, five rebounds, one assist, one steal and one block in the season-opening win over San Diego State (Nov. 10) ... had four points and five rebounds in 12 minutes against No. 5 Notre Dame ... had a great outing in the home win over LMU (Dec. 2) with 14 points, six rebounds and three steals in 20 minutes ... played just two minutes in the win over Saint Mary's (Dec. 15) and missed the St. John's game (Dec. 16) due to a back injury ... had six points, three rebounds, one assist, one block and one steal in the blowout win at Pepperdine (Dec. 28) ... missed her first free throw of the season against the Waves after making her first 12 to start the season ... had eight points and eight rebounds in the win at Oregon (Jan. 4) ... had four points, four rebounds, a season-high three blocks, one assist and one steal in a win over Washington State (Jan. 11) ... had three points, three rebounds and a block in the loss at No. 7 Cal (Jan. 20) ... registered four points, five rebounds, one block and one steal in the win over Arizona (Jan. 25) ... had three points, two assists, two steals and one rebound in the win over No. 22 Colorado (Feb. 1) ... had career-highs of 11 rebounds and four blocks and added two points in the blowout win over Utah (Feb. 3) ... went scoreless in the trip to the Washington schools (0-for-1) ... had two points, four rebounds, two assists, two blocks and one steal in the win at Arizona (Mar. 3) ... scored three points and grabbed five rebounds in 26 minutes of action during the Pac-12 Tournament (Mar. 8-10) ... had six points and five rebounds in the NCAA Tournament first-round win over Stetson (Mar. 23) ... was second behind freshman Kari Korver in free throw percentage (.920), shooting 81.6 percent from the line (31-for-38) and also finished second on the team in blocks with 21 (0.6 bpg) ... tore her ACL in the opening week of practice and will miss the entire 2013-14 season.

2011-12:

Saw action in 27 games with four starts ... had career-best 14 points and seven rebounds in game against Arizona ... played double-digit minutes in 23 games ... had at least three boards in 11 games.

HIGH SCHOOL:

Attended St. Bernard's HS in Playa del Rey, CA for her senior season ... played for coach Bo Carona ... rated as the No. 25 player in the nation and No. 9 forward by ESPNU Hoop Gurlz ... averaged 11.3 points, 3.2 blocks, 10.3 rebounds and 2.2 steals as a senior ... had 15 double-digit scoring games; 16 double-digit rebounds games as a senior ... team advanced to the state championship game ... averaged 12.7 points, 4.2 blocks, 7.1 rebounds, 1.4 steals as a junior at Chaparral HS in Temecula, CA ... had 22 double-digit scoring games as a junior ... received an invitation to the U16 USA Basketball trials ... served as team captain her junior and senior seasons.

PERSONAL:

Full name: Kacy Royall Swain ... born on Sept. 30, 1993 in New York, NY ... family: George and Leigh Swain; has one older sister, Sydnee ... lists former Bruin tennis standout Arthur Ashe as the famous athlete she most admires ... biggest athletic thrill to date was defeating a team which had knocked her team out of the CIF championship on the way to winning the Southern Section title ... hobbies include photography.

Player Biographies



NO. 11

LAJAHNA DRUMMER

Freshman – F – 6-1

Inglewood, CA

(Long Beach Poly)

HIGH SCHOOL:

Lettered her senior year at Long Beach Poly under head coach Carl Buggs and for three years at St. Bernard (Playa del Rey, Calif.) under head coach Bo Corona ... averaged 11.2 points, 6.7 rebounds and 2.2 steals per game in 2013-14 to lead LBPHS to a 27-3 overall record and a 12-0 mark in the Moore League ... the Jackrabbits captured the 2014 CIF State Basketball Championship (Open Division) with a 70-52 win over Salesian HS ... Drummer had 11 points and nine rebounds in the title game ... Long Beach Poly was ranked No. 2 in the state and No. 4 in the country in 2014 ... one of three Bruins to play in the 2014 McDonald's All-American game ... as a senior, she earned All-CIF SS, All-League, All-City and Long Beach Press Telegram Girl's Basketball Player of the Year honors ... she averaged 16.6 points, 12.3 rebounds, 6.0 assists, 5.0 blocks and 2.2 steals per game during the 2012-13 season for the St. Bernard Vikings ... was named first team All-League and League MVP as well as first team All-CIF in 2012-13 as the Vikings went 28-9 and 7-1 in the Del Rey League ... Drummer was ranked as one of the Top 10 players in the country by most recruiting services including No. 8 by ESPN's HoopGurlz and No. 10 by Prospects Nation, Full Court and PB Media ... she was also ranked near the top in the forward rankings, coming in as the No. 3 rated forward by HoopGurlz, Full Court, Prospects Nation and PB Media ... participated in the USA Basketball Women's U18 National Team Trials in May of 2014 ... played club basketball for Cal Sparks Gold and for the GBL Lady Rebels.

PERSONAL:

Full name: Lajahna O. Drummer ... right-handed ... born Mar. 28, 1996 in Burbank, Calif. ... her mother is Jacqueline Bolden ... has one older sister, Miesha ... says she chose to attend UCLA because, "I wanted to start my own legacy in my hometown and also because UCLA is a family orientated team, with a great group of women" ... biggest thrill so far in her athletic career was winning a state title in her senior year ... hobbies include singing, dancing, cooking and keeping up with fashion trends ... has yet to declare a major.

Player Biographies



NO. 13

LUIANA LIVULO

Senior – C – 6-3

Lisbon, Portugal

(Escola Secundaria Rainha D. Amelia/Northwest Florida State)

2013-14:

Luiana Livulo played in 31 games while making 31 starts and averaging 25.7 minutes per game ... she was one of four players to compete in every game and was the only Bruin to start in every contest ... averaged 4.3 points and 4.8 rebounds per game ... scored a season-high 11 points on three occasions (vs. James Madison, Nov. 29; vs. vs. Grand Canyon, Nov. 30 and at Arizona, Jan. 10) ... had one point, three rebounds and a season-high three steals in the 77-72 home loss to No. 18/19 California (Feb. 21) ... had two double-digit rebounding efforts (11 in a win vs. Cal Poly, Dec. 28 and 10 in a loss at Arizona State, Jan. 12) ... tallied eight points, six boards and a block in a loss to Washington (Jan. 31) ... had a solid outing of eight points and seven rebounds in the win at Minnesota (Dec. 20) ... scored seven points and grabbed nine rebounds in the win over Pepperdine (Nov. 11).

JUNIOR COLLEGE:

Livulo transferred to UCLA from Northwest Florida State College in Niceville, Fla., where she played for head coach Patrick Harrington ... Livulo helped lead the Raiders to a 27-5 overall record and a share of the Panhandle Conference title with a 9-3 mark, the Raiders' first conference title in 17 years ... was named to the first team All-Panhandle Conference and averaged over 13 points and two blocks per game in her last four conference outings ... also helped NWFSC gain its first appearance in the NJCAA National Tournament in 18 years ... seeded 11th as an at-large entry, the Raiders advanced to the quarterfinals, before falling to Hutchinson (Kansas) Community College on a pair of late free throws (73-71) ... Livulo scored 19 points in that quarterfinal contest.

HIGH SCHOOL:

Livulo attended Escola Secundaria Rainha D. Amelia in Lisbon, Portugal ... Livulo has plenty of international playing experience as she played on Portugal's 16-and-Under, 18-and-Under and 20-and-Under National Teams ... playing completely in Europe, Livulo's first playing experience in the United States was during the 2012-13 season at Northwest Florida State.

PERSONAL:

Full name: Luiana Airosa Livulo ... right-handed ... born June 2, 1991 in Lisbon, Portugal ... parents are Teresa and Bernardino Livulo ... has one older brother, Edson, one younger brother, Igor and one older sister, Simone ... names Jamaican sprinter Usain Bolt as the athlete she most admires ... hobbies include watching movies and reading ... she is fluent in English, Portuguese and speaks a little Spanish ... majoring in sociology.

Player Biographies



NO. 20

DOMINIQUE WILLIAMS

Sophomore – G – 5-8

Phoenix, Ariz.

(St. Mary's Catholic HS)

2013-14:

Dominique Williams played in 31 games while making 15 starts and averaging 13.6 minutes per game ... she was one of four players to compete in every game ... had the second-best assist/turnover ratio on the team at 1.71 (36 assists, 21 turnovers) ... the 21 turnovers were the second-fewest on the team and averaged out as one turnover per every 20.1 minutes played ... she played 423 minutes on the year ... scored a season-high three points in three different games (at Nebraska, Nov. 8; at Colorado, Feb. 28 and at Utah, Mar. 2) ... added three rebounds, one assist and one steal in the win at Utah ... was 1-for-1 from the field against No. 4 Stanford (Feb. 23), her first made field goal in Pac-12 play, her first shot in 10 games and her first points in 13 games ... only took seven shots in the 18 league games (five of them in the last three games) ... scored her first points in nine games in the win over Cal Poly (Dec. 28) ... registered a season-high four assists (tied) in the win at Minnesota (Dec. 20) ... had a season-high two steals in the loss at No. 4/5 Notre Dame (Dec. 7) ... tallied three points, six rebounds, four assists and one steal in her first collegiate game in a loss at No. 12 Nebraska (Nov. 8).

HIGH SCHOOL:

Lettered four years at St. Mary's Catholic (Phoenix, Ariz.) under head coach Curtis Ekmark ... guided St. Mary's to the state championship game all four years, winning the last three, and never lost a home game ... averaged 11.0 points, 9.0 assists, 7.0 rebounds and 6.0 steals per game in 2011-12 and led the Knights to a 30-0 record ... registered a 6-to-1 assist to turnover ratio as St. Mary's won a state and national championship in 2011-12 ... St. Mary's won the elite Joe Smith Division of the Nike Tournament Championship, widely considered the unofficial national championship of girl's high school basketball ... named to All-Academic Team all four years ... rated the No. 21 point guard in the country and the No. 94 player overall by ESPN's HoopGurlz ... played club basketball for the Arizona Warriors.

PERSONAL:

Full name: Dominique Marché A. Williams ... right-handed ... born July 7, 1995 in Phoenix, Ariz. ... parents are Lonnie and Laura Williams ... has one older brother, Lonnie, one older sister, Jasmine, and a twin sister, Danielle, who plays basketball at the University of Michigan ... lists desire to continue championship standard and goal of being part of best Bruin team as reasons she decided to attend UCLA ... names Rajon Rondo of the NBA's Boston Celtics as the famous athlete she admires ... hobbies include reading, shopping and spending time with family and friends ... has yet to declare a major.

Player Biographies



NO. 21

NIRRA FIELDS

Sophomore – G – 5-9

Montreal, QC, Canada

(Mater Dei (CA) HS)

2013-14:

Nirra Fields played in 31 games, making 30 starts ... scored in double figures in 27-of-31 games this season, including 13 on the year with 20 or more points (which was 6th in the Pac-12 and was 11 more 20-point games than last season) ... tallied 22 points, five assists, four rebounds and three steals in a win at Utah (Mar. 2), setting career-highs in free throws made (13) and attempted (17) ... had 24 points and eight rebounds in a loss to Stanford (Feb. 23) ... posted her second 30-point game of the year with 30 points, five rebounds and five assists in a home loss to No. 18/19 California (Feb. 21) ... posted her fourth double-double of the year with 26 points and a season-high 11 rebounds to go with a career-high eight assists and four steals in the win at Oregon (Feb. 17) ... had her third double-double of the year with 26 points and 10 rebounds in a loss at #16/19 California (Jan. 26) ... was named Pac-12 Player of the Week after scoring a career-high 36 points (tied for 11th-best single-game total in UCLA history) in the win over Cal Poly (Dec. 28) ... the 36 points were tied for the eighth-highest total in the Pac-12 ... also made a career-high five three-pointers against the Mustangs ... tallied a career-high eight steals in a loss to Auburn (Dec. 21), which was the second-highest total in the Pac-12, and the most since Markel Walker had eight in a win over Hawai'i in 2009 ... posted her second career double-double against Pepperdine with 20 points and 10 rebounds in the win over the Waves (Nov. 11) ... made it two consecutive double-doubles with 12 points and 10 rebounds in a home loss to No. 12 North Carolina (Nov. 17). **HONORS:** Was named to the All-Pac-12 Team by the coaches. **PAC-12 STATISTICAL RANKS:** All Games: 10th - Scoring (17.6 ppg); 10th - Rebounding (6.3 rpg); 5th - Steals (2.2 spg); 11th - 3-Point Field Goals Made (1.6); 15th - Defensive Rebounds (4.5 drpg) and 8th - Minutes Played Per Game (34.8). Pac-12 Games: 11th - Scoring (17.3 ppg); 14th - Free Throw Percentage (.707); 8th - Steals (1.8 spg); 10th - 3-Point Field Goals Made (1.6) and 15th - Blocks (0.7 bpg).

2012-13:

Fields played in 31 games, making 30 starts ... scored in double figures in 27-of-31 games this season, including 13 on the year with 20 or more points (which was 6th in the Pac-12 and was 11 more 20-point games than last season) ... tallied 22 points, five assists, four rebounds and three steals in a win at Utah (Mar. 2), setting career-highs in free throws made (13) and attempted (17) ... had 24 points and eight rebounds in a loss to Stanford (Feb. 23) ... posted her second 30-point game of the year with 30 points, five rebounds and five assists in a home loss to No. 18/19 California (Feb. 21) ... posted her fourth double-double of the year with 26 points and a season-high 11 rebounds to go with a career-high eight assists and four steals in the win at Oregon (Feb. 17) ... had her third double-double of the year with 26 points and 10 rebounds in a loss at #16/19 California (Jan. 26) ... was named Pac-12 Player of the Week after scoring a career-high 36 points (tied for 11th-best single-game total in UCLA history) in the win over Cal Poly (Dec. 28) ... the 36 points were tied for the eighth-highest total in the Pac-12 ... also made a career-high five three-pointers against the Mustangs ... tallied a career-high eight steals in a loss to Auburn (Dec. 21), which was the second-highest total in the Pac-12, and the most since Markel Walker had eight in a win over Hawai'i in 2009 ... posted her second career double-double against Pepperdine with 20 points and 10 rebounds in the win over the Waves (Nov. 11) ... made it two consecutive double-doubles with 12 points and 10 rebounds in a home loss to No. 12 North Carolina (Nov. 17). **HONORS:** Was named to the All-Pac-12 Team by the coaches. **PAC-12 STATISTICAL RANKS:** All Games: 10th - Scoring (17.6 ppg); 10th - Rebounding (6.3 rpg); 5th - Steals (2.2 spg); 11th - 3-Point Field Goals Made (1.6); 15th - Defensive Rebounds (4.5 drpg) and 8th - Minutes Played Per Game (34.8). Pac-12 Games: 11th - Scoring (17.3 ppg); 14th - Free Throw Percentage (.707); 8th - Steals (1.8 spg); 10th - 3-Point Field Goals Made (1.6) and 15th - Blocks (0.7 bpg).

HIGH SCHOOL:

Lettered one year at Mater Dei (Santa Ana, Calif.) under head coach Kevin Kiernan ... jersey was retired on April 20, 2012 ... averaged 22.3 points, 7.1 rebounds and 4.5 steals and led the 34-3 Monarchs to a CIF SS Division 1AA state championship ... earned first-team All-CIF honors and was named CIF SS Division 1AA Player of the Year ... named 2011-12 Gatorade California Girls Basketball Player of the Year ... was the first female Canadian to be named to the McDonald's All-American Game ... named ESPNHS California Ms. Basketball 2012 ... member of the Los Angeles Times' 2012 All-Star Girls' Basketball Team ... named to 2011-12 OC Varsity All-County Girls Basketball Team and honored as Female Athlete of the Year.

PERSONAL:

Full name: Nirra Wellman Fields ... right-handed ... born Dec. 3, 1993 in Vancouver, BC, Canada ... mother is Faith Fields ... has five older brothers: Anthony, Michael, Shawn, Alex and Chris; and one younger brother, A.J. ... names Kobe Bryant of the NBA's Los Angeles Lakers as the famous athlete she admires ... hobbies include reading, movies and shopping ... communications major.

Player Biographies



NO. 22

MADELINE POTEET

Senior – G – 5-8

**Temecula, CA
(Temecula HS)**

2013-14:

Madeline Brooks played in 30 games while making three starts and averaging a career-high 16.8 minutes per game ... the walk-on guard was awarded a scholarship for the 2013-14 season as announced by Head Coach Cori Close at the team's 2013 postseason banquet ... she missed the season opener with an injury ... had the best assist/turnover ratio on the team at 1.75 (28 assists, 16 turnovers) ... the 16 turnovers were the fewest on the team and averaged out as one turnover per every 31.5 minutes played ... she played 504 minutes on the year, compared to just 86 minutes combined her previous two seasons ... scored a career-high 12 points on 4-for-8 shooting (all from three-point range) to go with three assists in the Bruins' first-round loss to Colorado in the Pac-12 Tournament (Mar. 6) ... scored a then-career-high 10 points on 4-of-6 shooting (2-for-2 from three-point range) and added two rebounds in the win at Oregon (Feb. 17) ... tallied six points and a steal in a win over Oregon State (Jan. 20) ... had a career-high four assists to go with two rebounds in the comeback win over Oregon (Jan. 17) ... made her second career start in the win at San Diego State (Dec. 15) and scored six points (2-for-5 from three-point range) ... grabbed a defensive rebound with the Bruins leading 78-76 over No. 10 Oklahoma with :15 remaining ... after she was fouled, she calmly sank the first two free throws of her collegiate career to ice the victory ... grabbed a career-high four rebounds in the win over Pepperdine (Nov. 11) ... engaged to Bruin right-handed pitcher Cody Poteet.

2012-13:

Brooks played in 11 games ... she saw her first action of the season in the home rout of Loyola Marymount (Dec. 2) and had two assists in four minutes against the Lions ... she scored her first points of the year when she drained a three-pointer in the blowout win at Pepperdine (Dec. 28) and added a rebound against the Waves ... she tied her season- and career-high of three points on a made three-pointer in the lopsided win over Utah (Feb. 3) ... also recorded the first steal of her career against the Utes ... has made 10 appearances this season for a total of 26 minutes of action ... Brooks saw action in 12 games last year and made a start at USC (Feb. 19, 2012) ... she played a career-high 16 minutes against Oregon, knocking down a three-pointer and grabbing a rebound.

2011-12:

Brooks saw action in nine of the last 13 games, with a start at USC (Feb. 19) ... scored two points vs. Washington State (Feb. 4) ... grabbed a rebound in the overtime win at Colorado (Jan. 29) and one at Utah (Jan. 26) ... played career-high 16 minutes vs. Oregon (Jan. 21), making a three-pointer and collecting a rebound ... scored first basket of her career in a win at Loyola Marymount (Dec. 4) ... made her collegiate debut vs. Colgate (Nov. 26) ... is a walk-on and was added to the roster prior to the start of the season.

HIGH SCHOOL:

Played high school at Temecula Valley HS ... averaged 11.4 points, 3.0 rebounds per game as a senior.

PERSONAL:

Full maiden name: Madeline Elizabeth Brooks ... is now Madeline Poteet (married Bruin right-handed pitcher Cody Poteet on Aug. 9, 2014 on the UCLA campus) ... born June 1, 1993 in Newport Beach, Calif. ... parents are Steve and Kathy Brooks ... has one older brother, Robert, one younger brother, Thomas and one older sister, Lindsey ... her father was an assistant coach for the USC women's basketball team and long-time boys basketball coach at Los Alamitos High School and her brother, Robert, was a member of Tim Floyd's staff at USC ... lists the Bruins' prestige of competitive athletics and strong academics as reasons she decided to attend UCLA ... hobbies include going to the beach, country line dancing and hanging out with her family ... majoring in political science.

Player Biographies



NO. 23

KELLI HAYES

Freshman – G – 6-0

San Jose, CA

(Archbishop Mitty HS)

HIGH SCHOOL:

Earned four varsity letters as a starting guard for head coach Sue Phillips at Archbishop Mitty High School (San Jose, Calif.) from 2011-14 ... averaged 18.0 points, 8.0 rebounds, 3.2 assists, 2.8 steals and 1.7 blocks per game in 2013-14 to lead the Monarchs in five different statistical categories as Mitty lost in the Division II State finals to Chaminade (80-51) ... the three-time San Jose Mercury News Player of the Year led Mitty to a State Championship as a sophomore (2012), a Central Coast Section Open Division Title as a junior (2013) and a Northern California Championship as a senior (2014) ... she finished as the school's second all-time leading scorer (1,860 points, 14.4 ppg) behind Kerri Walsh ... she averaged 17.1 points, 7.0 rebounds and 2.5 assists, 2.5 steals and 2.0 blocks per game in 2012-13 while Mitty went 24-7 ... she scored 25 points (16 in the second half) and added eight rebounds and two blocks to help the Monarchs win the CIF Central Coast Section title in 2013 ... averaged 15.2 points, 6.2 rebounds, 2.3 assists, 2.1 steals and 1.5 blocks per game as a sophomore in 2011-12 as the Monarchs went 28-5 overall and 11-1 (first) in the WCAL (West Catholic Athletic League) ... she was named the CCS Player of the Year in 2011-12, 2012-13 and 2013-14 and the Cal-Hi CCS Player of the Year as a junior and a senior ... also named to the MaxPreps Overall All-State Girl's Basketball Second Team, selected as a First Team Division II All-State performer and as an Honorable Mention All-American by MaxPreps ... she was also named the WCAL Player of the Year as a junior and senior (2012-13 and 2013-14) and as a first team All-WCAL selection her last three years (honorable mention as a freshman in 2010-11) ... Hayes was ranked as one of the Top 40 players in the country by most recruiting services including No. 26 by ESPN's HoopGurlz, No. 29 by Full Court, No. 33 by PB Media and No. 42 by Prospects Nation ... also ranked near the top in the wing rankings, coming in as the No. 7 wing by Prospects Nation, No. 9 by HoopGurlz and the No. 12 forward by Full Court ... played club basketball for the San Jose Cagers and the Cal Stars Nike Elite.

PERSONAL:

Full name: Kelli Casey Inciong Hayes ... right-handed ... born Nov. 22, 1995 in San Jose, Calif. ... her parents are Lonzell and Lani Hayes ... has two older brothers, Bobby and Eric and two older sisters, Christina and Tracy ... says she chose to attend UCLA because, "of the incredible coaching staff, it is in Los Angeles, and because I want to create a new legacy at UCLA to be the first to win an NCAA womens basketball championship with my phenomenal recruiting class as well as the players currently at UCLA" ... lists her biggest thrills so far in her athletic career as winning a State Championship in 2012 when she was a sophomore and during the playoffs, her team had to come-from-behind to win three different times ... hobbies include painting, sculpting, shopping and fashion ... majoring in sociology and communication studies.

Player Biographies



NO. 24

PAULINA HERSLER

Redshirt Freshman – F – 6-3

Malmö, Sweden

(Igelstavikens Gymnasium)

2013-14:

Redshirted the season.

HIGH SCHOOL:

Hersler attended high school at Igelstavikens Gymnasium and played club basketball for Telge Basket (2010-13) ... Telge Basket is the women's team of Södertälje BBK, and has over the years reached a position as the leading basketball club in Sweden, winning 11 national championships ... prior to her stint with Telge, she played for the club team Malbas (2005-10) ... she has been part of two Swedish National Championship teams (2011 and 2012) and was named Rookie of the Year in the highest Swedish league known as Damligan ... has been a dominant force on the Swedish National Teams, playing for the Under 16 and Under 18 Teams for the last four years ... in 2009 and 2010, she represented Sweden in the U16 European Championship and most recently played on the Swedish National Team that placed 10th in the 2012 U18 European Championship ... she not only led her team, but led the entire U18 European Championship field in scoring at 20.9 points per game ... for the 2012 Championship, she also ranked 7th in three-point field goal percentage (.412, 7-for-17), 8th in rebounding (7.9 rpg) and 10th in field goal percentage (.461, 59-for-128) ... has twice been named to the All-Star Team and once named MVP in the Nordic Championships while leading Sweden to the U16 and U18 Nordic Championship titles ... additionally, she was twice named to the All-Star teams in two Scandinavian tournaments ... she registered career-highs of 33 points and 14 rebounds in a win over Lithuania at the 2010 U16 European Championship ... last year at the 2012 U18 European Championship, her best outing was a 32-point, 11-rebound effort in a win over Poland ... scored 20 or more points in five of the eight games of the 2012 U18 European Championship.

PERSONAL:

Full name: Paulina Frida Lovisa Hersler ... right-handed ... born May 16, 1994 in Malmö, Sweden ... parents are Marina and Bengt Hersler ... has one older brother, Emil ... names Zlatan Ibrahimović of the Paris Saint-Germain and Sweden's national soccer team as the athlete she most admires (Ibrahimović was also born in Malmö and is from there) ... hobbies include playing the piano ... she is fluent in English, Swedish and speaks a little Spanish ... has yet to declare a major.

Player Biographies



NO. 25

MONIQUE BILLINGS

Freshman – F – 6-4

**Corona, CA
(Santiago HS)**

HIGH SCHOOL:

Lettered four years in basketball as a forward under head coach David Wolfe at Santiago High School (Corona, Calif.) and for three years in track and field in the high jump for coach Ken Lindsay ... averaged 18.3 points, 12.7 rebounds, 3.1 blocks, 2.1 steals and 1.5 assists per game in 2013-14 but missed the last 10 games due to injury as Santiago HS finished the year 15-10 and 3-7 in the Big VIII League ... the Sharks captured the 2013 CIF-SS Division IAA championship with a 29-3 record and a 10-0 mark in the Big VIII ... she averaged 12.8 points, 11.4 rebounds, 3.4 blocks and 2.3 steals per game during the 2012-13 season ... she was named first team All-Big VIII League in 2013 and 2014 and All-CIF both years as well ... also named first team All-State in 2014 ... she averaged 10.4 points, 8.2 rebounds and 2.3 blocks per game as a sophomore (2012-13) as SHS went 31-2 overall and 14-0 in league play ... won the league high jump title three times and set the Santiago High School record (5-feet-8-inches) ... Billings was ranked as one of the Top 30 players in the country by most recruiting services including No. 17 by Prospects Nation, No. 20 by PB Media, No. 27 by Full Court and No. 37 by ESPN's HoopGurlz ... she was also ranked near the top in the forward rankings, coming in as the No. 6 rated forward by Prospects Nation, No. 8 by HoopGurlz, No. 9 by PB Media and No. 10 by Full Court ... participated in the USA Basketball Women's U18 National Team Trials in May of 2014 ... played club basketball for West Coast Premier.

PERSONAL:

Full name: Monique Charice Billings ... right-handed ... born May 2, 1996 in Riverside, Calif. ... her parents are Chuck and Jane Billings ... has one sister, Andrea ... says she chose to attend UCLA because, "I want to be a part of something special and be the first to raise an NCAA women's basketball banner" ... biggest thrill so far in her athletic career was winning a CIF title in her junior year (2013) and on being invited to attend the Team USA U18 trials in May of 2014 ... hobbies include singing, modeling and thrift shopping ... majoring in communication studies.

Player Biographies



NO. 32

CHRISSY BAIRD

Freshman – G – 6-1

Wheaton, IL

(Wheaton North HS)

HIGH SCHOOL:

Earned four varsity letters as forward for head coach Dave Eaton at Wheaton North High School (Wheaton, Ill.) from 2011-14 ... capped off a tremendous four years on varsity by becoming the school's all-time leading scorer (1,076 points) and rebounder (828 rebounds) after averaging 15.1 points and 9.7 boards a game in 2013-14 for the DuPage Valley Conference runners-up ... a three-time unanimous all-DuPage Valley Conference performer (2012-14), she was a Miss Illinois Basketball finalist as a senior and was named to the second team All-USA Today Illinois Girl's Basketball Team ... a two-time DuPage County All-Area team selection (2013-14), she led the Falcons to their first 20-win season since 1997 and first sectional final since 1986 as a junior in 2013 ... she made the game-clinching block in the sectional semifinal ... averaged 11.8 points and 8.0 rebounds per game in 2013, setting the school's single-season defensive rebounding record ... as a sophomore in 2012, she once hauled in 24 rebounds in a game and was named to the DuPage County All-Area honorable mention squad ... played club basketball for Cal Sparks and won the FILA National Championship in 2011 and 2012.

PERSONAL:

Full name: Christine Marie Baird, prefers Chrissy ... right-handed ... born Dec. 24, 1995 in Wheaton, Ill. ... her parents are Brian and Cheryl Baird ... has one older brother, David and one younger sister, Nikki ... says she chose to attend UCLA because, "of the beautiful campus, the great team and coaching staff." ... lists her biggest thrill so far in her athletic career as beating her crosstown rival for the first time in the last meeting of her senior year in front of a packed gym ... lists the Oklahoma City Thunder's Kevin Durant and former NFL quarterback and current SEC Network analyst Tim Tebow as the athletes she admires most ... has yet to declare a major.

Player Biographies



NO. 34

CORINNE COSTA

Senior – F/C – 6-4

**Discovery Bay, CA
(Liberty HS)**

2013-14:

Corinne Costa played in 21 games while making 12 starts and averaging 27.3 minutes per game ... averaged 6.2 points and 7.1 rebounds per game ... she started the last 12 contests for UCLA ... recorded at least one block in 19-of-21 games ... she became UCLA's all-time career leader in blocks (currently has 116) with two against Washington State on Feb. 2, 2014 ... she finished second on UCLA's single-season charts with 52 blocks (Necie Thompson, 53 blocks, 36 games, 1980-81) ... was in foul trouble (four or more) in 15-of-21 games, fouling out a team-high six times ... had the first double-double of her career with a career-high 17 points and 11 rebounds in a loss to Washington (Jan. 31) ... had 15 points, eight rebounds, three assists and two blocks in the win at Utah (Mar. 2) ... had her best all-around collegiate outing in the comeback win over Oregon (Jan. 17) with eight points, six blocks, four assists and one steal to go with a career-high 13 rebounds ... registered eight points and a team-high 12 rebounds and four assists in the loss to Stanford (Feb. 23) ... had just two points in a loss at USC (Feb. 8), but tied her school single-game record in blocks (seven) for the fourth time in her career and second time during the season (vs. Auburn, Dec. 21) ... also had a career-high five assists and added 11 rebounds against the Trojans ... had her second straight double-double with 10 points and 11 rebounds in a win over Washington State (Feb. 2). **HONORS:** Was named an honorable mention selection to the Pac-12's All-Defensive Team by the coaches. **PAC-12 STATISTICAL RANKS:** Rebounds: 13th (7.2 rpg); Blocks: 2nd (2.3 bpg); Offensive Rebounds Per Game: 14th (2.3 orpg); Defensive Rebounds Per Game: 14th (4.8 drpg).

2012-13:

Corinne Costa played in five games on the season ... had a solid outing off the bench in the Bruins' upset win at No. 11 Oklahoma with eight points (4-for-6 from the field) and one rebound in nine minutes of action against the Sooners ... she tallied four points, five rebounds and three blocks in 20 minutes in the home win over LMU (Dec. 2) ... had six points, two rebounds, two steals and a block in the upset win over No. 12 Texas (Dec. 8) ... had at least one block in each of the last three games she played ... missed the last 28 games with a head injury that she sustained in practice on Dec. 12 ... she received a medical hardship from the NCAA and is a redshirt junior in 2013-14.

2011-12:

Saw action in 29 games, with 10 starts ... ranked third in Pac-12 in blocked shots ... set a school record with seven blocks in games vs. Cal (Dec. 29) and Washington (Feb. 2) ... her season total of 50 blocks ranked second in school history ... her career total of 59 blocks ranks tied for 10th on school list ... had at least one block in 23 games.

2010-11:

Saw action in 27 games off the bench ... made 13 of her last 22 shots from the field (.591) ... had season-high 8 points at Washington ... pulled down high of eight rebounds v. Montana State ... recorded three blocked shots v. UC Santa Barbara.

HIGH SCHOOL:

Costa attended Liberty High School in Brentwood, Calif. ... played for coaches Debbi Weil and Glenn Stonebarger on a team which went 19-9 and finished second in Bay Valley League as a senior ... led her team in scoring (15.0), rebounding (6.5) assists (1.6) and blocks (2.7) ... served as team captain as a senior ... had eight 20-point games and five games with at least 15 rebounds during her senior season ... earned league MVP honors for both basketball and volleyball as a senior ... also played volleyball (middle blocker) for coach Linda Ghilarducci; averaged 1.2 blocks per game and hit .374 ... averaged 14.2 points, 4.8 blocks and 8.8 rebounds per game as a junior.

PERSONAL:

Full name: Corinne Lillie Costa ... born in Mountain View, Calif., on March 19, 1992 ... her parents are John and Rhonda Costa ... has two sisters, Danielle and Kylie ... lists her biggest athletic thrill to date as earning MVP in basketball and volleyball for her league as a senior at Liberty HS.

Player Biographies



NO. 54

SAVANNA TRAPP

Redshirt Freshman – C – 6-9

Wheaton, IL

(Wheaton North HS)

2013-14:

Redshirted the season.

HIGH SCHOOL:

Earned a total of five varsity letters at Esko High School (Esko, Minn.) under head coach Scott Antonutti ... helped lead the Eskomos to four straight Section 7AA championship games ... averaged 20.1 points, 9.5 rebounds and 6.8 blocks in her junior season (2011-12) and set single-season school records for points (604) and field goals made (262) and blocked shots (153), shy of her single-season state record of 204 set during her sophomore season (2010-11) ... Esko went 10-0 in Polar League play in each of her last three seasons, winning conference titles all three years ... was named honorable mention All-Polar League as a freshman (2009-10), a second team All-League pick as a sophomore, a first team All-League selection as a junior and Polar League MVP as a senior ... was also named to the second team Duluth News Tribune All-Area Team as a sophomore and to the first team in her junior and senior seasons ... an MGBCA Class AA All-Star Selection as a junior and also earned honorable mention All-State accolades ... Coaches Association All-State selection in her junior and senior seasons ... holds Esko career records in field goal percentage (.631) and blocks (667) and is co-leader in field goals made (814) ... also lettered one year at Esko in cross country as manager under coach Tim Lindquist and one year in track as a sprinter under coach Jerry Zimny ... played club basketball for North Tartan.

PERSONAL:

Full name: Savannah Rae Trapp ... right-handed ... is the tallest Bruin in UCLA women's basketball history at 6-9 ... born December 8, 1994 in Duluth, Minn. ... parents are Scott and Kristine Trapp ... has one younger brother, Adam, and one younger sister, Molly ... lists the coaching staff, players, the program's rich tradition and history, academics and weather as reasons she decided to attend UCLA ... one of the biggest thrills so far in her athletic career was dunking at the Border Battle at University of Minnesota Duluth ... names Kobe Bryant of the NBA's Los Angeles Lakers as the famous athlete she admires ... hobbies include Skyping, swimming and going to the beach ... was home-schooled until the 10th grade ... marine biology major.

2013-14 Final Statistics and Results

OVERALL STATS (13-18)		MINUTES		TOTAL		3-POINTERS		FREE THROWS		REBOUNDS				SCORING								
#	PLAYER	GP-GS	TOT	AVG	FG-FGA	PCT	3FG-FGA	PCT	FT-FTA	PCT	OFF	DEF	TOT	AVG	PF	FO	A	TO	BLK	STL	PTS	AVG
11	Atonye Nyingifa	31-30	1,148	37.0	206-489	.421	1-9	.111	152-233	.625	107	159	266	8.6	71	3	65	91	12	70	565	18.2
21	Nirra Fields	31-30	1,080	34.8	197-506	.389	50-165	.303	102-147	.694	53	141	194	6.3	98	2	70	76	18	67	546	17.6
01	Thea Lemberger	29-29	1,094	37.7	136-378	.360	49-155	.316	115-148	.777	13	59	72	2.5	76	2	115	78	2	49	436	15.0
34	Corinne Costa	21-12	573	27.3	62-163	.380	0-0	.000	6-11	.545	51	98	149	7.1	80	6	47	42	52	9	138	6.2
13	Luiana Livulo	31-31	797	25.7	49-151	.325	0-1	.000	36-61	.590	62	87	149	4.8	98	5	20	51	21	15	134	4.2
04	Lauren Holiday	9-5	205	22.8	13-34	.382	2-4	.500	7-12	.583	20	20	40	4.4	17	1	13	29	0	11	35	3.9
22	Madeline Brooks	30-3	504	16.8	22-66	.333	17-49	.347	4-7	.571	9	34	43	1.4	19	0	28	16	0	7	65	2.2
20	Rhema Gardner	26-0	376	14.5	23-52	.442	0-3	.000	1-8	.125	17	30	47	1.8	59	2	8	22	11	10	47	1.8
14	Dominique Williams	31-15	423	13.6	6-17	.353	2-11	.182	4-9	.444	15	41	56	1.8	33	0	36	21	1	10	18	0.6
Team											59	75	134					4				
UCLA		31	6200		714-1856	.385	121-397	.305	427-636	.671	406	744	1150	37.1	551	21	402	430	117	248	1976	63.7
OPPONENTS		31	6200		766-1851	.414	184-568	.324	409-585	.699	428	851	1279	41.3	580	15	471	506	87	221	2125	68.5

PAC-12 STATS (7-11)		MINUTES		TOTAL		3-POINTERS		FREE THROWS		REBOUNDS				SCORING								
#	PLAYER	GP-GS	TOT	AVG	FG-FGA	PCT	3FG-FGA	PCT	FT-FTA	PCT	OFF	DEF	TOT	AVG	PF	FO	A	TO	BLK	STL	PTS	AVG
11	Atonye Nyingifa	18-17	674	37.4	135-285	.474	0-4	.000	72-118	.610	64	97	161	8.9	37	0	36	49	8	42	342	19.0
21	Nirra Fields	18-17	607	33.7	109-284	.384	29-87	.333	65-92	.707	33	80	113	6.3	57	2	43	41	13	33	312	17.3
01	Thea Lemberger	17-17	642	37.8	76-224	.339	26-91	.286	60-79	.759	9	31	40	2.4	42	1	72	50	0	28	238	14.0
34	Corinne Costa	18-11	490	27.2	55-141	.390	0-0	.000	6-11	.545	42	87	129	7.2	68	5	43	35	42	9	116	6.4
13	Luiana Livulo	18-18	447	24.8	23-77	.299	0-0	.000	18-32	.563	33	46	79	4.4	50	0	14	32	11	12	64	3.6
22	Madeline Brooks	18-2	294	16.3	13-37	.351	9-26	.346	0-1	.000	5	18	23	1.3	16	0	17	12	0	6	35	1.9
20	Rhema Gardner	16-0	188	11.8	8-24	.333	0-0	.000	1-7	.143	9	16	25	1.6	26	0	2	8	5	5	17	1.1
14	Dominique Williams	18-8	248	13.8	3-7	.429	1-3	.333	3-5	.600	5	29	34	1.9	19	0	19	12	0	5	10	0.6
04	Lauren Holiday	1-0	10	10.0	0-2	.000	0-1	.000	0-0	.000	0	1	1	1.0	0	0	1	2	0	0	0	0.0
Team											32	38	70					2				
UCLA		18	3600		422-1081	.390	65-212	.307	225-345	.652	232	443	675	37.5	315	8	247	243	79	140	1134	63.0
OPPONENTS		18	3600		428-1079	.397	102-342	.298	223-332	.672	257	493	750	41.7	314	4	255	289	49	129	1181	65.6

2013-14 GAME-BY-GAME LEADERS

DATE	OPPONENT	SCORE	OVERALL	PAC-12	ATT.	POINTS	REBOUNDS	ASSISTS
Nov. 8	at Nebraska	L, 49-77	0-1		9750	Lemberger 17	Nyingifa 7	William, Lemberger 4
Nov. 11	PEPPERDINE	W, 82-78	1-1		1301	Lemberger 25	Fields 10	Nyingifa 5
Nov. 17	NORTH CAROLINA	L, 68-78	1-2		2465	Lemberger 19	Holiday, Nyingifa 10	Fields 4
Nov. 24	OKLAHOMA	W, 82-76	2-2		1503	Nyingifa 28	Nyingifa 16	Nyingifa 6
Nov. 29	vs. JMU ²	L, 67-77	2-3		279	Fields 21	Fields 8	Fields 4
Nov. 30	vs. Grand Canyon ²	W, 62-60	3-3		250	Lemberger 15	Nyingifa 9	Nyingifa 4
Dec. 1	vs. N.C. State ²	L, 49-67	3-4		229	Lemberger 17	Livulo 4	Lemberger 3
Dec. 7	at Notre Dame	L, 48-90	3-5		8581	Nyingifa 19	Nyingifa 10	Lemberger 5
Dec. 15	at San Diego State	W, 56-55	4-5		706	Fields 18	Nyingifa 8	Lemberger 8
Dec. 20	at Minnesota ³	W, 58-55	5-5		5065	Fields 19	Nyingifa 8	Williams 4
Dec. 21	vs. Auburn ³	L, 60-66	5-6		350	Nyingifa 19	Fields 9	Lemberger, Nyingifa 3
Dec. 28	CAL POLY ¹	W, 96-89	6-6		948	Fields 36	Livulo 11	Lemberger 8
Dec. 30	USC ¹	L, 54-56	6-7	0-1	3297	Nyingifa 20	Nyingifa 8	Lemberger 5
Jan. 3	UTAH ¹	W, 55-38	7-7	1-1	785	Fields 21	Nyingifa, Costa 10	Lemberger 2
Jan. 5	COLORADO ¹	L, 67-61	7-8	1-2	1494	Fields 23	Nyingifa 11	Costa 3
Jan. 10	at Arizona ¹	W, 43-47	8-8	2-2	3106	Lemberger 19	Nyingifa 12	Lemberger 5
Jan. 12	at Arizona State ¹	L, 57-59	8-9	2-3	2425	Fields 20	Nyingifa 12	Williams 3
Jan. 17	Oregon ¹	W, 88-83	9-9	3-3	2575	Nyingifa 34	Costa 13	Fields 6
Jan. 20	Oregon State ¹	W, 66-63	10-9	4-3	1485	Fields 18	Nyingifa 11	Lemberger 5
Jan. 24	at Stanford ¹	L, 55-72	10-10	4-4	4434	Nyingifa 18	Nyingifa 8	Lemberger 7
Jan. 26	at California ¹	L, 53-69	10-11	4-5	2060	Fields 26	Fields 10	Lemberger 4
Jan. 31	Washington ¹	L, 58-70	10-12	4-6	1422	Costa 17	Nyingifa 12	Nyingifa, Lemberger 4
Feb. 2	Washington State ¹	W, 79-72	11-12	5-6	820	Nyingifa 30	Costa 11	Lemberger 4
Feb. 8	at USC ¹	L, 54-68	11-13	5-7	4254	Nyingifa 25	Costa 11	Costa 5
Feb. 14	at Oregon State ¹	L, 54-70	11-14	5-8	1101	Nyingifa 22	Nyingifa 7	Lemberger 4
Feb. 17	at Oregon ¹	W, 103-83	12-14	6-8	965	Nyingifa 34	Nyingifa 12	Lemberger, Fields 8
Feb. 21	California ¹	L, 72-77	12-15	6-9	2381	Fields 30	Nyingifa 7	Fields, Lemberger 5
Feb. 23	Stanford ¹	L, 56-65	12-16	6-10	7074	Fields 24	Costa 12	Costa 4
Feb. 28	at Colorado ¹	L, 42-62	12-17	6-11	4477	Nyingifa 12	Williams, Fields, Nyingifa 6	Lemberger 4
Mar. 2	at Utah ¹	W, 62-52	13-17	7-11	934	Fields 22	Nyingifa 9	Fields, Nyingifa 5
Mar. 6	vs. Colorado ⁴	L, 65-76	13-18		2449	Fields 24	Costa 8	Costa, Williams, Poteet 3

1 - Pac-12 Conference Games; 2 - Gulf Coast Showcase; 3 - Subway Classic (at Minnesota); 4 - Pac-12 Conference Tournament

Pac-12 Standings and Honors

2013-14 PAC-12 CONFERENCE WOMEN'S BASKETBALL STANDINGS

	CONFERENCE					OVERALL					STREAK	LAST 5	TOP 25	
	W	L	PCT	H	A	W	L	PCT	H	A				N
Stanford ^{1,3}	17	1	.944	9-0	8-1	33	4	.892	16-0	11-2	6-2	LI	4-1	9-2
California ⁴	13	5	.722	6-3	7-2	22	10	.688	11-4	8-3	3-3	LI	4-1	3-6
Oregon State ⁴	13	5	.722	9-0	4-5	24	11	.686	14-1	6-5	4-5	LI	3-2	2-4
Arizona State ⁴	11	7	.611	8-1	3-6	23	10	.697	14-1	5-7	4-2	LI	1-4	3-3
USC ^{2,4}	11	7	.611	5-4	6-3	22	13	.629	8-6	8-5	6-2	LI	4-1	2-6
Washington ⁵	10	8	.556	5-4	5-4	20	14	.588	11-5	7-7	2-2	LI	3-2	3-2
Washington State ⁵	9	9	.500	5-4	5-5	17	17	.500	8-6	6-9	3-2	LI	2-3	4-4
UCLA	7	11	.389	4-5	3-6	13	18	.419	7-6	5-8	1-4	LI	2-3	1-7
Colorado ⁵	6	12	.333	3-6	3-6	19	15	.559	12-6	6-8	1-1	LI	3-2	0-6
Oregon ⁵	6	12	.333	5-4	1-8	16	16	.500	14-5	2-1	0-1	LI	3-2	0-4
Utah	4	14	.222	2-7	2-7	12	19	.387	7-8	4-8	1-3	LI	1-4	0-4
Arizona	1	17	.056	1-8	0-9	5	25	.172	4-10	1-13	0-2	L7	1-4	1-4

1 - Pac-12 regular-season champion; 2 - Pac-12 Tournament champion; 3 - NCAA Final Four participant; 4 - NCAA Tournament; 5 - WNIT participant

2013-14 PAC-12 WOMEN'S BASKETBALL TOURNAMENT (KEY ARENA - SEATTLE)

THURSDAY, MARCH 6	SCORE
(9) Colorado def. (8) UCLA	76-65
(5) USC def. (12) Arizona	59-54
(7) Washington State def. (10) Oregon	107-100
(11) Utah def. (6) Washington	65-53

FRIDAY, MARCH 7	SCORE
(1) Stanford def. (9) Colorado	69-54
(5) USC def. (4) Arizona State	59-57
(7) Washington State def. (2) California	91-83
(3) Oregon State def. (11) Utah	50-35

SATURDAY, MARCH 8	SCORE
(5) USC def. (1) Stanford	72-68
(3) Oregon State def. (7) Washington State	70-60

SUNDAY, MARCH 9	SCORE
(5) USC def. (3) Oregon State	71-62

ALL-TOURNAMENT TEAM

Ariya Crook, USC (Most Outstanding Player); Lia Galdiera, Washington State; Ruth Hamblin, Oregon State; Cassie Harberts, USC; Chiney Ogumike, Stanford; Sydney Wiese, Oregon State.

PAC-12 WOMEN'S BASKETBALL PLAYERS OF THE WEEK

DATE	PLAYER	FRESHMAN
Nov. 12	Chiney Ogumike, STAN	Chrishae Rowe, ORE
Nov. 18	Chiney Ogumike, STAN	Chrishae Rowe, ORE
Nov. 25	Atonye Nyingifa, UCLA	Kelsey Plum, WASH
Dec. 2	Chiney Ogumike, STAN	Sophie Brunner, ASU
Dec. 9	Arielle Roberson, COLO	Chrishae Rowe, ORE
Dec. 16	Michelle Plouffe, UTAH	Emily Potter, UTAH
Dec. 23	Chiney Ogumike, STAN	Kelsey Plum, WASH
Dec. 30	Nirra Fields, UCLA	Chrishae Rowe, ORE
Jan. 6	Chiney Ogumike, STAN	Kelsey Plum, WASH
Jan. 13	Chiney Ogumike, STAN	Sydney Wiese, OSU
Jan. 20	Cassie Harberts, USC	Kelsey Plum, WASH
Jan. 27	Jillian Alleyne, ORE	Chrishae Rowe, ORE
Feb. 3	Chiney Ogumike, STAN	Chrishae Rowe, ORE
Feb. 10	Reshanda Gray, CAL	Kelsey Plum, WASH
Feb. 17	Tia Presley, WSU	Kelsey Plum, WASH
Feb. 24	Chiney Ogumike, STAN	Kelsey Plum, WASH
Mar. 3	Chiney Ogumike, STAN	Sydney Wiese, OSU

DID YOU KNOW?

UCLA's Natalie Williams was only the second athlete, male or female, in Pac-10 history to earn three consecutive Pac-10 Player of the Week honors. Williams was selected league Player of the Week 16 times in her career — eight in basketball and eight in volleyball. She was selected three straight weeks in basketball during the 1994 season.

UCLA's Pac-12 Statistical Category Leaders

1987-88	Rebounding (43.5)	2002-03	Steals (13.2)
	Reb. Margin (+7.5)	2003-04	Steals (12.3)
1989-90	Steals (10.7)	2004-05	Steals (11.9)
1991-92	Rebounding (46.2)	2005-06	Steals (10.4)
1995-96	Steals (11.8)	2007-08	Steals (10.2); Reb. Off. (42.2); Off. Reb. (14.3)
1997-98	Steals (11.8)	2008-09	Steals (10.7); Off. Reb. (17.1)
1998-99	Scoring (85.2)	2009-10	Steals (10.6)
	FG % (.476)	2010-11	Scoring Defense (55.3); Rebounding Defense (30.7); Steals (12.7); Turnover Margin (+4.8); Offensive Rebound Pct. (.422)
	Steals (12.8)		Assists (16.4); Steals (9.9)
	Scoring Margin (+12.3)		
	Reb. Margin (+5.0)		
1999-00	Steals (11.1)		
	Rebounding (41.7)		
2000-01	Steals (11.2)		

2013-14 ALL-PAC-12 CONFERENCE HONORS

PLAYER OF THE YEAR

Chiney Ogumike, Stanford

DEFENSIVE PLAYER OF THE YEAR

Chiney Ogumike, Stanford

FRESHMAN OF THE YEAR

Kelsey Plum, Washington

JOHN R. WOODEN COACH OF THE YEAR

Tara VanDerveer, Stanford

FIRST TEAM

Jillian Alleyne, Oregon, F, So.; Brittany Boyd, California, G, Jr.; Jazmine Davis, Washington, G, Jr.; **Nirra Fields, UCLA, G, So.**; Lia Galdeira, Washington State, G, So.; Reshanda Gray, California, F, Jr.; Cassie Harberts, USC, F, Sr.; Deja Mann, Arizona State, G, RS-Sr.; **Atonye Nyingifa, UCLA, F, Sr.**; Chiney Ogumike, Stanford, F, Sr.; Amber Orrange, Stanford, G, Jr.; Michelle Plouffe, Utah, F, Sr.; Kelsey Plum, Washington, G, Fr.; Tia Presley, Washington State, G, Jr.; Sydney Wiese, Oregon State, F, Fr.

HONORABLE MENTION TEAM

Ariya Crook, USC, G, Jr.; Ruth Hamblin, Oregon State, C, So.; Afure Jemerigbe, California, G, Sr.; Courtney Range, California, F, Fr.; Jen Reese, Colorado, F, Jr.; Arielle Roberson, Colorado, F, RS-So.; Chrishae Rowe, Oregon, G, Fr.; Mikaela Ruef, Stanford, F, Sr.; Ariel Thomas, Oregon, G, Sr.; Jamie Weisner, Oregon State, G, So.

ALL-FRESHMAN TEAM

Kelsey Plum, Washington, G; Sydney Wiese, Oregon State, G; Chrishae Rowe, Oregon, G; Lili Thompson, Stanford, G; Emily Potter, Utah, F.

ALL-FRESHMAN TEAM HONORABLE MENTION

Sophie Brunner, Arizona State; Karlie Samuelson, Stanford; Kelsey Moos, Arizona State; Courtney Range, California; Gabriella Hanson, Oregon State; Courtney Jaco, USC.

ALL-DEFENSIVE TEAM

Promise Amukamara, Arizona State, G, Jr.; Brittany Boyd, California, G, Jr.; Ruth Hamblin, Oregon State, C, So.; Chiney Ogumike, Stanford, F, Sr.; Michelle Plouffe, Utah, F, Sr.

ALL-DEFENSIVE TEAM HONORABLE MENTION

Brianna Barrett, USC; **Corinne Costa, UCLA**; Lia Galdeira, Washington State; Afure Jemerigbe, California; Amber Orrange, Stanford; Arielle Roberson, Colorado; Alexys Violetama, USC; Mercedes Wetmore, Washington; Aminah Williams, Washington; Ashley Wilson, Colorado; Brittany Wilson, Colorado.

ALL-ACADEMIC FIRST TEAM

Joy Burke, Arizona State; Ruth Hamblin, Oregon State; Lexy Krest, Colorado; Chiney Ogumike, Stanford; Laura Stanulis, Oregon.

ALL-ACADEMIC SECOND TEAM

Elisha Davis, Arizona State; Deja Mann, Arizona State; Bonnie Samuelson, Stanford; Samantha Siegner, Oregon St.; Mercedes Wetmore, Washington.

ALL-ACADEMIC HONORABLE MENTION TEAM

Jordan Adams, USC; Jillian Alleyne, ORE; Promise Amukamara, ASU; Nakia Arquette, UTAH; Mariah Cooks, WSU; Amanda Delgado, ORE; Ciera Dunbar, UTAH; Destinie Gibbs, USC; Mathilde Gilling, WASH; Alex Green, STAN; Taylor Greenfield, STAN; Cassie Harberts, USC; Rachel Hargis, COLO; Katie Hempen, ASU; Lauren Huggins, COLO; Deven Hunter, OSU; Sara James, STAN; **Thea Lemberger, UCLA**; Danielle Love, ORE; Mikayla Lyles, CAL; Alyssa Martin, OSU; Eliza Normen, ASU; **Atonye Nyingifa, UCLA**; Kate Oliver, USC; Amber Orrange, STAN; Lexi Petersen, ORE; Michelle Plouffe, UTAH; Danielle Rodriguez, UTAH; Sage Romberg, WSU; Mikaela Ruef, STAN; Jamie Weisner, OSU; Aminah Williams, WASH.

UCLA's Pac-12 Statistical Leaders:

Nicole Anderson - steals 1993 (3.7)

Nikki Blue - assists 2006 (5.9)

Michelle Greco - scoring 2001 (19.9); free throw % 2001 (.865); scoring 2003 (18.9); steals 2003 (2.8)

Kisa Hughes - field goal % 1996 (.577)

Thea Lemberger - minutes played 2014 (37.72 mpg)

Maylana Martin - field goal % 1997 (.559); scoring 1999 (18.2); rebounding 2000 (8.7)

Rehema Stephens - scoring 1990 (20.1) and 1991 (25.3)

Markel Walker - rebounding 2012 (11.0); assists 2013 (5.7)

Natalie Williams - scoring 1993 (21.2) and 1994 (23.4); rebounding 1992 (13.8), 1993 (13.5) and 1994 (13.1)

Lisa Willis - steals 2004 (3.3); 2005 (3.6) and 2006 (3.6)

Sandra VanEmbrics - rebounding 1990 (9.6)

UCLA's All-Time Record vs. Opponents

School	Home	Away	Neutral	Total
Alabama	0-0	0-1	0-0	0-1
Alabama-Birmingham	1-0	0-0	0-0	1-0
Arizona	27-8	25-12	1-1	53-21
Arizona State	26-10	21-15	2-2	49-27
Arkansas	0-0	0-1	0-0	0-1
Auburn	0-1	0-0	0-1	0-2
Baylor	2-2	0-4	0-0	2-6
Belmont	0-0	0-0	0-0	1-0
Boise State	0-1	0-1	0-0	0-2
Bowling Green	0-0	0-0	1-0	1-0
Brigham Young	4-2	2-2	2-0	8-4
California	24-8	17-13	6-0	47-21
Cal Poly Pomona	5-0	3-2	1-0	9-2
Cal Poly (SLO)	4-0	3-0	0-0	7-0
CSU Bakersfield	2-0	0-0	0-0	2-0
Cal State Fullerton	13-3	11-6	0-0	25-10
Cal State Northridge	4-1	5-0	0-0	9-1
Charlotte	0-1	1-0	1-0	2-1
Cincinnati	1-0	0-1	0-0	1-1
Clemson	1-0	1-0	0-1	2-1
Colgate	0-0	0-0	1-0	1-0
Colorado	3-2	3-2	0-1	6-5
Colorado State	0-0	0-0	1-0	1-0
Connecticut	0-1	0-1	0-1	0-3
Delaware State	0-0	0-0	1-0	1-0
Delta State	2-0	1-1	1-0	3-2
DePaul	1-0	1-0	0-0	2-0
Duke	0-1	1-0	0-1	1-2
East Carolina	0-0	0-0	1-0	1-0
Eastern Illinois	1-0	0-0	0-0	1-0
Eastern Washington	1-0	0-0	0-0	1-0
Fresno State	5-0	4-0	0-0	9-0
Gardner-Webb	0-0	0-0	1-0	1-0
George Washington	0-1	0-1	0-1	0-3
Georgia	0-2	0-1	2-0	2-3
Georgia Tech	0-0	0-0	1-0	1-0
Gonzaga	0-0	0-1	0-1	0-2
Grand Canyon	0-0	0-0	1-0	1-0
Hawaii	4-0	1-1	1-0	6-1
Hawaii Pacific	0-0	1-0	0-0	1-0
Idaho State	0-0	0-0	0-1	0-1
Illinois	1-1	0-2	0-0	1-3
Illinois State	0-1	0-0	0-1	0-2
Indiana	0-0	0-0	1-0	1-0
Indiana State	0-0	0-0	1-0	1-0
Iowa	0-0	0-1	0-0	0-1
James Madison	0-1	0-2	0-1	0-4
Kansas	1-0	1-1	0-1	2-2
Kansas State	2-0	1-0	0-0	3-0
Kentucky	2-0	0-1	2-0	4-1
Liberty	0-0	0-0	1-0	1-0
Long Beach State	6-8	6-8	3-2	15-18
LSU	2-1	0-3	0-0	2-4
Louisiana Tech	0-4	0-5	0-2	0-11
Loyola Marymount	5-0	4-0	0-0	9-0
Maryland	2-2	0-2	0-1	2-5
McNeese State	1-0	0-0	0-0	1-0
Memphis	1-0	0-0	0-0	1-0
Mercer College	0-0	0-0	1-0	1-0
Miami	0-0	0-0	0-1	0-1
Michigan	0-0	1-0	1-0	2-0
Michigan State	0-1	0-1	1-0	1-2
Minnesota	0-0	1-1	1-0	2-1
Missouri	0-1	0-1	0-0	0-2
Missouri State	0-0	0-0	0-1	0-1
Monmouth College	0-0	1-0	0-0	1-0
Montana	0-0	0-0	1-0	1-0
Montana State	1-0	0-0	0-0	1-0
Montclair State	1-0	0-0	0-0	1-0
Nebraska	2-1	1-1	1-1	4-3
Nevada	1-0	0-0	0-0	1-0

School	Home	Away	Neutral	Total
Nevada Las Vegas	3-0	2-0	2-0	7-0
New Mexico	0-0	0-2	0-0	0-2
New Orleans	0-1	1-0	1-0	2-1
North Carolina	2-1	0-4	2-0	4-5
No. Carolina Greensboro	0-0	0-0	1-0	1-0
North Carolina State	0-1	0-2	1-3	1-6
Northern Arizona	2-0	0-0	1-0	3-0
Northern Colorado	1-0	0-0	0-0	1-0
Northwestern	1-0	0-1	0-0	1-1
Northwestern State	0-0	0-0	1-0	1-0
Notre Dame	5-3	3-4	1-0	9-7
Ohio State	3-1	0-4	0-0	3-5
Oklahoma	2-1	1-1	0-1	3-3
Oklahoma State	1-0	0-0	0-0	1-0
Old Dominion	2-3	1-4	1-1	4-8
Oral Roberts	1-0	0-0	0-0	1-0
Oregon	20-10	12-17	1-0	33-27
Oregon State	24-7	16-13	4-1	44-21
Pacific	3-0	0-0	0-0	3-0
Penn State	1-1	1-0	0-0	2-1
Pepperdine	9-1	6-2	1-0	16-3
Princeton	2-0	0-0	0-0	2-0
Purdue	1-0	0-1	0-1	1-2
Rice	1-0	1-0	0-0	2-0
Rutgers	2-0	0-3	1-0	3-3
Sacramento State	2-0	0-0	2-0	4-0
St. John's	0-0	1-0	0-0	1-0
St. Joseph's	1-0	0-1	0-0	1-1
St. Mary's	5-0	1-2	1-0	7-2
Samford	0-0	0-0	1-0	1-0
San Diego	5-1	4-2	0-0	9-3
San Diego State	12-2	12-4	1-0	25-6
San Francisco	2-0	1-1	1-1	4-2
San Francisco State	0-0	1-0	0-0	1-0
San Jose State	2-0	3-0	0-0	5-0
Santa Clara	2-0	0-1	1-0	3-1
Seattle Pacific	0-0	1-0	0-0	1-0
Seton Hall	1-0	0-1	0-0	1-1
South Carolina	0-0	1-0	0-0	1-0
Southern	0-0	0-0	1-0	1-0
Southern Illinois	0-0	1-0	0-0	1-0
So. Utah State	1-0	0-0	0-0	1-0
Stanford	11-23	9-27	2-9	22-59
Stetson	0-0	0-0	1-0	1-0
Stephen F. Austin	1-0	0-1	1-1	2-2
Temple	1-0	0-1	0-0	1-1
Tennessee	0-9	1-8	0-1	1-18
Tennessee Tech	1-0	0-0	0-0	1-0
Texas	2-2	3-2	1-1	6-5
Texas A&M	1-0	0-0	1-1	2-1
TCU	0-0	1-0	0-1	1-1
Texas Tech	0-3	0-2	0-1	0-6
UC Davis	1-0	0-0	0-0	1-0
UC Irvine	4-0	4-0	0-0	8-0
UC Riverside	3-0	2-0	0-0	5-0
UC San Diego	0-0	1-0	0-0	1-0
UC Santa Barbara	6-1	4-1	2-0	12-2
USC	20-20	15-25	2-2	37-47
Utah	5-1	2-2	2-0	9-3
Utah State	1-0	0-0	0-0	1-0
Vanderbilt	0-0	0-0	0-2	0-2
Virginia	0-2	0-0	0-0	0-2
Washington	17-11	11-18	1-1	28-30
Washington State	28-0	21-7	1-0	50-7
Wayland Baptist	0-0	0-0	1-3	1-3
Western Kentucky	1-0	0-1	1-0	2-1
West Texas A&M	0-0	0-0	1-0	1-0
West Virginia	2-0	1-0	0-1	3-1
Wisconsin-Green Bay	1-0	0-0	0-0	1-0
TOTALS	356-152	237-243	78-47	671-442

UCLA's All-Time Record vs. Opponents

ALABAMA

All-Time	Alabama	1-0
Streak	Alabama	+1
At Alabama	Alabama	1-0
NCAA Tournament	Alabama	1-0
3/15/98	A	L 74-75

ARIZONA

All-Time	UCLA	53-21
Streak	UCLA	+5
At UCLA		27-8
At UCLA (Pauley)	UCLA	22-8
At UCLA (Wooden)	UCLA	5-0
At Arizona	UCLA	25-12
Neutral	Tied	1-1
Pac-10/12 Games	UCLA	38-18
Pac-10/12 Tournament	Tied	1-1
3/5/15	N	W 80-62
2/22/15	H	W 75-41
1/10/14	A	W 67-61
3/3/13	A	W 68-57
1/25/13	H	W 73-57
3/7/12	N	L 57-61
2/25/12	H*	W 72-58
1/5/12	A	L 66-74
2/24/11	A	W 74-70
1/29/11	H	W 70-60
3/6/10	H	W 70-61
1/1/10	A	W 67-58
2/12/09	H	W 58-39
1/17/09	A	W 48-38
3/1/08	H	W 80-70
12/30/07	A	W 68-59
2/15/07	H	L 63-66
1/20/07	A	W 76-73
2/4/06	A	W 90-64
1/6/06	H	W 84-77
2/10/05	A	L 73-76
1/16/05	H	L 73-84
2/12/04	H	W 87-68
1/17/04	A	L 54-70
2/14/03	H	W 48-47
1/18/03	A	L 61-80
2/14/02	A	L 62-77
1/19/02	H	L 60-71
2/15/01	A	L 79-89
1/20/01	H	W 59-56 (ot)
2/19/00	H	W 80-66
1/20/00	A	W 79-68
3/6/99	H	W 85-77
1/2/99	A	W 84-77
3/7/98	A	L 73-84
1/2/98	H	L 71-82
2/14/97	H	L 78-90
1/18/97	A	L 45-69
2/15/96	A	L 66-95
1/20/96	H	W 89-85 (ot)
2/16/95	A	L 61-63
1/21/95	H	L 61-64
2/18/94	H*	W 85-69
1/22/94	A	L 78-83
3/11/93	H	L 83-91
1/9/93	A	W 91-77
3/6/92	H	W 83-67
2/8/92	A	W 97-63
2/7/91	A	W 112-98
1/13/91	H*	W 115-102
2/9/90	H	W 73-69
1/13/90	A	W 82-70
2/19/89	A	W 75-64
1/21/89	H*	W 93-69
2/20/88	A	W 81-63
1/22/88	H*	W 87-62
2/12/87	H	W 65-59
1/10/87	A	W 66-65
2/13/86	A	L 58-76
1/18/86	H	L 65-70
2/21/85	H	W 79-48
1/26/85	A	W 82-68
2/24/84	H	W 82-76
1/14/84	A	W 81-60
2/12/83	H	W 79-55
1/14/83	A	W 66-65

2/12/82	A	W	85-68
1/16/82	H	W	78-68
2/13/81	H	W	89-80
1/17/81	A	W	90-53
2/16/80	A	W	100-78
1/18/80	H	W	122-43
2/16/79	A	W	98-46
1/8/77	A	W	98-56

* - Played at the John Wooden Center

ARIZONA STATE

All-Time	UCLA	49-27
Streak	Arizona State	+2
At UCLA		26-10
At UCLA (Pauley)	UCLA	19-9
At UCLA (Wooden)	UCLA	7-1
At Arizona State	UCLA	21-15
Neutral	Tied	2-2
Pac-10/12 Games	UCLA	33-21
Pac-10/12 Tournament	Tied	2-2
2/20/15	H	L 56-68
1/12/14	A	L 57-59
3/11/13	A	W 58-50
1/27/13	H	W 54-50
2/23/12	H*	W 53-38
1/7/12	A	W 64-48
2/26/11	A	W 61-45
1/27/11	H	W 70-60
3/4/10	H	W 63-59
1/3/10	A	W 74-56
2/14/09	H	L 66-69
1/15/09	A	L 44-68
2/28/08	H	L 67-73
12/28/07	A	L 59-62
3/3/07	N	L 64-74
2/18/07	H	L 69-80
1/18/07	A	L 52-92
3/5/06	N	W 60-59
2/2/06	A	L 70-87
1/8/06	H	W 77-69
3/5/05	N	L 71-73
2/12/05	A	L 59-80
1/14/05	H	L 42-44
3/6/04	N	W 70-50
2/14/04	H	W 73-64
1/15/04	A	L 58-73
2/16/03	H	W 71-62
1/16/03	A	W 60-58
2/16/02	A	L 42-64
1/17/02	H	L 57-70
2/17/01	A	L 60-78
1/18/01	H	L 68-78
2/17/00	H	W 56-47
1/22/00	A	W 76-55
3/4/99	H	W 64-61
1/5/99	A	W 98-85
3/5/98	A	W 80-62
1/4/98	H	W 95-73
2/16/97	H	W 91-61
1/10/97	A	L 65-66
2/17/96	A	L 70-71
1/18/96	H	W 84-74
2/18/95	A	W 68-63
1/19/95	H	W 85-64
2/20/94	H*	W 93-81
1/20/94	A	W 84-59
3/13/93	H	W 72-71
1/7/93	A	W 81-63
3/8/92	H*	L 91-99
2/6/92	A	W 88-72
2/9/91	A	L 65-70
1/11/91	H*	W 81-68
2/11/90	H*	W 90-75
1/11/90	A	W 77-67
2/18/89	A	L 73-86
1/20/89	H*	W 85-81
2/19/88	A	W 83-62
1/23/88	H*	W 71-64
2/14/87	H*	W 88-77
1/8/87	A	W 85-78
2/15/86	A	W 76-68
1/17/86	H	L 62-78

2/23/85	H	W	77-70
1/15/85	A	W	97-61
2/25/84	H	W	81-64
1/13/84	A	L	78-79
2/11/83	H	L	61-73
1/15/83	A	W	66-42
2/13/82	A	L	62-74
1/15/82	H	W	79-70
2/14/81	H	W	76-68
1/16/81	A	W	84-55
2/14/80	A	W	86-72
1/19/80	H	W	93-66
1/7/77	A	W	85-47
12/17/77	H	W	106-69

* - Played at the John Wooden Center

ARKANSAS

All-Time	Arkansas	1-0
Streak	Arkansas	+1
At Arkansas	Arkansas	1-0
NCAA Tournament	Arkansas	1-0
3/14/90	A	L 80-90 (ot)

AUBURN

All-Time	Auburn	2-0
Streak	Auburn	+2
At UCLA	Auburn	1-0
Neutral	Auburn	1-0
12/21/13	N	L 60-66
12/15/87	H*	L 52-76

* - Played at the John Wooden Center

BAYLOR

All-Time	Baylor	6-2
Streak	Baylor	+5
At UCLA	Tied	2-2
At Baylor	Baylor	4-0
1/17/12	A	L 50-83
12/17/06	H	L 70-83
1/18/05	A	L 85-93
12/19/02	H	L 77-89
12/16/01	A	L 59-92
12/7/96	H	W 58-55
12/18/95	A	L 68-74
12/4/76	H	W 83-79

BELMONT

All-Time	UCLA	1-0
Streak	UCLA	+1
Neutral	UCLA	1-0
3/19/76	N	W 80-71

BOISE STATE

All-Time	Boise State	2-0
Streak	Boise State	+2
At UCLA	Boise State	1-0
At Baylor	Boise State	1-0
12/3/94	A	L 45-61
12/19/93	H	L 64-66

BOWLING GREEN

All-Time	UCLA	1-0
Streak	UCLA	+1
Neutral	UCLA	1-0
NCAA Tournament	UCLA	1-0
3/19/06	N	W 74-61

BYU

All-Time	UCLA	8-4
Streak	BYU	+2
At UCLA	UCLA	4-2
At BYU	Tied	2-2
Neutral	UCLA	2-0
12/15/07	A	L 58-68
1/22/05	H	L 67-71
1/27/01	H	W 73-62
1/12/00	A	L 53-68
12/17/87	A	W 77-69
2/19/86	H	L 68-81
1/24/82	A	W 96-86
1/27/81	H	W 83-73
12/26/79	H	W 92-80
12/2/78	N	W 87-79
3/17/78	N	W 102-57

12/22/77	H	W	116-62
----------	---	---	--------

CALIFORNIA

All-Time	UCLA	47-21
Streak	California	+4
At UCLA		24-8
At UCLA (Pauley)	UCLA	19-8
At UCLA (Wooden)	UCLA	5-0
At California	UCLA	17-13
Neutral	UCLA	6-0
Pac-10/12 Games	UCLA	37-21
Pac-10/12 Tournament	UCLA	4-0
2/12/15	A	L 64-70
1/25/15	H	L 57-72
2/21/14	H	L 72-77
1/26/14	A	L 53-69
3/9/13	N	W 70-58
2/15/13	H	L 51-79
1/20/13	A	L 65-70
2/9/12	A	L 58-67
12/29/11	H*	W 60-55
3/11/11	N	W 63-50
2/18/11	H	W 63-48
1/22/11	A	W 65-56
2/6/10	A	W 44-32
1/8/10	H	W 57-46
3/1/09	H	W 71-56
12/9/09	A	L 48-64
1/31/08	A	L 53-67
1/6/08	H	L 70-73 (ot)
2/24/07	A	L 69-88
12/20/06	H	W 77-68 (ot)
3/4/06	N	W 80-63
1/29/06	H	W 90-87 (ot)
12/30/05	A	L 58-65
2/18/05	H	W 73-61
1/22/05	A	W 85-70
2/19/04	A	W 97-69
1/25/04	H	W 67-66
2/20/03	A	W 72-54
1/26/03	H	L 61-69
3/1/02	N	W 46-42
2/22/02	H	W 58-48
12/30/01	A	W 64-48
3/1/01	A	L 59-83
2/4/01	H	L 57-58
3/5/00	H	L 53-61
2/5/00	A	W 74-67
2/14/99	H	W 76-61
1/14/99	A	W 87-62
2/14/98	A	W 86-54
1/16/98	H	W 74-53
2/6/97	A	W 82-56
1/10/97	H*	W 74-65
2/9/96	H*	W 71-66
1/13/96	A	W 75-64
2/23/95	H	W 87-67
1/28/95	A	L 84-97
2/24/94	A	W 90-85
1/30/94	H	W 79-56
2/21/93	H*	W 85-68
1/23/93	A	L 70-78
2/16/92	H	W 101-87
1/16/92	A	L 71-74
2/15/91	H	W 96-78
1/19/91	A	W 102-83
2/15/90	A	W 80-66
1/20/90	H	W 70-68
2/11/89	A	L 81-92
1/6/89	H*	W 72-57
3/11/88	A	W 81-63
3/5/88	H	L 68-71
2/5/87	H	W 92-80
1/4/87	A	W 77-72
1/29/87	N	W 75-50
2/4/84	H	W 89-73
12/28/82	A	W 94-75
1/23/82	H	W 68-62
1/21/80	N	W 92-77

12/22/78	H	W	100-87
----------	---	---	--------

* - Played at the John Wooden Center

CAL POLY

All-Time	UCLA	7-0
Streak	UCLA	+7
At UCLA	UCLA	4-0
At Cal Poly	UCLA	3-0
12/28/13	H	W 96-89
1/12/08	A	W 57-48
1/12/07	H	W 107-83
2/27/76	H	W 86-41
1/30/76	A	W 97-35
2/22/75	H	W 81-32
2/8/75	A	W 96-43

CSU BAKERSFIELD

All-Time	UCLA	2-0
Streak	UCLA	+2
At UCLA	UCLA	2-0
WNIT	UCLA	1-0
3/19/15	H	W 70-54
12/3/08	H	W 104-57

CAL STATE FULLERTON

All-Time	UCLA	25-10
Streak	UCLA	+5
At UCLA	UCLA	13-3
At Cal State Fullerton	UCLA	11-6
Neutral	Tied	1-1
1/16/08	H	W 78-62
1/13/06	A	W 84-74
12/17/99	A	W 108-75
12/5/98	H*	W 94-64
12/2/92	H	W 99-66
1/128/90	A	

UCLA'S ALL-TIME RECORD VS. OPPONENTS

2/3/75	A	W	77-27
CHARLOTTE			
All-Time	UCLA 2-1		
Streak	UCLA +1		
At UCLA	Charlotte 1-0		
At Charlotte	UCLA 1-0		
Neutral	UCLA 1-0		
11/26/05	N	W	87-71
1/1/95	H	L	50-60
12/30/93	A	W	72-57
CINCINNATI			
All-Time	Tied 1-1		
Streak	UCLA +1		
At UCLA	UCLA 1-0		
At Cincinnati	Cincinnati 1-0		
12/2/14	H	W	66-58
11/26/88	A	L	57-59
CLEMSON			
All-Time	UCLA 2-1		
Streak	UCLA +2		
At UCLA	UCLA 1-0		
At Clemson	UCLA 1-0		
Neutral	Clemson 1-0		
12/3/05	A	W	76-63
11/24/04	H	W	83-52
12/21/94	N	L	62-79
COLGATE			
All-Time	UCLA 1-0		
Streak	UCLA +1		
Neutral	UCLA 1-0		
A			
11/26/11	N	W	68-48
COLORADO			
All-Time	UCLA 6-5		
Streak	UCLA +2		
At UCLA	UCLA 3-2		
At Colorado	UCLA 3-2		
Neutral	Colorado 1-0		
Pac-12 Games	UCLA 4-2		
Pac-12 Tournament	Colorado 1-0		
2/6/15	H	W	72-65
1/11/15	A	W	90-84
3/6/14	N	L	65-76
2/28/14	A	L	42-62
1/5/14	H	L	59-61
2/1/13	H	W	62-46
1/29/12	A	W	62-54 (ot)
12/8/01	H	L	48-79
12/2/00	A	L	63-88
12/22/84	A	W	77-70
12/22/83	H	W	91-66
COLORADO STATE			
All-Time	UCLA 1-0		
Streak	UCLA +1		
Neutral	UCLA 1-0		
NCAA Tournament	UCLA 1-0		
3/20/99	N	W	77-68
CONNECTICUT			
All-Time	Connecticut 3-0		
Streak	Connecticut +3		
At UCLA	Connecticut 1-0		
At Connecticut	Connecticut 1-0		
Neutral	Connecticut 1-0		
12/21/14	N	L	50-86
12/23/99	A	L	64-106
11/17/98	H	L	102-113
DELAWARE STATE			
All-Time	UCLA 1-0		
Streak	UCLA +1		
Neutral	UCLA 1-0		
12/8/06	N	W	64-54
DEPAUL			
All-Time	UCLA 2-0		
Streak	UCLA +2		
At UCLA	UCLA 1-0		
At DePaul	UCLA 1-0		

12/2/83	A	W	86-62
12/18/82	H	W	74-48
DUKE			
All-Time	Duke 2-1		
Streak	Duke +2		
At UCLA	Duke 1-0		
At Duke	UCLA 1-0		
Neutral	Duke 1-0		
11/10/00	N	L	52-80
12/28/98	H	L	80-85
12/20/97	A	W	93-83
EAST CAROLINA			
All-Time	UCLA 1-0		
Streak	UCLA +1		
Neutral	UCLA 1-0		
12/20/10	N	W	81-67
EASTERN ILLINOIS			
All-Time	UCLA 1-0		
Streak	UCLA +1		
At UCLA	UCLA 1-0		
11/24/89	H	W	73-70
EASTERN WASHINGTON			
All-Time	UCLA 1-0		
Streak	UCLA +1		
At UCLA	UCLA 1-0		
12/13/80	H	W	93-69
FRESNO STATE			
All-Time	UCLA 9-0		
Streak	UCLA +9		
At UCLA	UCLA 5-0		
At Fresno State	UCLA 4-0		
12/11/04	A	W	92-76
12/21/03	H	W	69-56
12/14/98	A	W	74-71
12/2/95	H	W	75-70
12/16/83	H	W	79-63
1/14/76	H	W	89-44
2/13/76	A	W	96-47
2/7/75	A	W	89-51
1/25/75	H	W	82-44
GARDNER-WEBB			
All-Time	UCLA 1-0		
Streak	UCLA +1		
Neutral	UCLA 1-0		
11/21/04	N	W	89-48
GEORGE WASHINGTON			
All-Time	George Washington 3-0		
Streak	George Washington +3		
At UCLA	George Washington 1-0		
At GW	George Washington 1-0		
Neutral	George Washington 1-0		
NCAA Tournament	George Wash. 1-0		
3/17/00	N	L	72-79
11/28/97	H	L	73-78
12/19/96	A	L	53-76
GEORGIA			
All-Time	Georgia 3-2		
Streak	UCLA +1		
At UCLA	Georgia 2-0		
At Georgia	Georgia 1-0		
Neutral	UCLA 2-0		
NCAA Tournament	Georgia 1-0		
11/25/05	N	W	84-64
12/6/02	A	L	83-91
12/30/00	H	L	55-89
3/21/85	H	L	42-78
11/27/82	N	W	75-57
GEORGIA TECH			
All-Time	UCLA 1-0		
Streak	UCLA +1		
Neutral	UCLA 1-0		
12/19/94	N	W	81-69
GONZAGA			
All-Time	Gonzaga 2-0		
Streak	Gonzaga +2		
At Gonzaga	Gonzaga 1-0		

Neutral	Gonzaga 1-0		
NCAA Tournament	Gonzaga 1-0		
3/21/11	A	L	75-89
11/24/06	N	L	57-62
GRAND CANYON			
All-Time	UCLA 1-0		
Streak	UCLA +1		
Neutral	UCLA 1-0		
11/30/13	N	W	62-60
GREEN BAY			
All-Time	UCLA 1-0		
Streak	UCLA +1		
At UCLA	UCLA 1-0		
NCAA Tournament	UCLA 1-0		
3/13/99	H	W	76-69
HAWAII			
All-Time	UCLA 6-1		
Streak	UCLA +2		
At UCLA	UCLA 4-0		
At Hawaii	Tied 1-1		
Neutral	UCLA 1-0		
12/19/10	N	W	72-44
11/19/09	H	W	98-52
11/23/02	A	L	66-70
11/26/84	H	W	70-48
11/24/83	A	W	78-67
1/8/83	H	W	82-57
1/13/81	H	W	106-44
IDAHO STATE			
All-Time	Idaho State 1-0		
Streak	Idaho State +1		
Neutral	Idaho State 1-0		
12/1/07	N	L	64-76
ILLINOIS			
All-Time	Illinois 3-1		
Streak	Illinois +1		
At UCLA	Tied 1-1		
At Illinois	Illinois 2-0		
12/19/04	A	L	63-78
11/30/03	H	W	68-56
12/20/87	A	L	61-79
12/28/85	H	L	63-64
ILLINOIS STATE			
All-Time	Illinois State 2-0		
Streak	Illinois State +2		
At UCLA	Illinois State 1-0		
Neutral	Illinois State 1-0		
11/14/09	N	L	55-61
1/4/82	H	L	62-65
INDIANA			
All-Time	UCLA 1-0		
Streak	UCLA +1		
Neutral	UCLA 1-0		
3/13/75	N	W	74-61
INDIANA STATE			
All-Time	UCLA 1-0		
Streak	UCLA +1		
Neutral	UCLA 1-0		
3/17/77	N	W	102-73
IOWA			
All-Time	Iowa 1-0		
Streak	Iowa +1		
At Iowa	Iowa 1-0		
11/24/90	A	L	52-81
JAMES MADISON			
All-Time	James Madison 4-0		
Streak	James Madison +4		
At UCLA	James Madison 1-0		
At JMU	James Madison 2-0		
Neutral	James Madison 1-0		
11/14/14	A	L	87-91 (ot)
11/29/13	N	L	67-77
12/16/91	A	L	72-78
12/30/90	H	L	69-75
KANSAS			

All-Time	Tied 2-2		
Streak	Kansas +1		
At UCLA	UCLA 1-0		
At Kansas	Tied 1-1		
Neutral	Kansas 1-0		
12/3/09	A	L	49-54
12/21/08	H	W	67-64
11/25/90	N	L	63-76
3/21/81	A	W	73-71
KANSAS STATE			
All-Time	UCLA 3-0		
Streak	UCLA +3		
At UCLA	UCLA 2-0		
At Kansas State	UCLA 1-0		
12/19/80	H	W	83-70
2/2/79	A	W	64-60
1/23/78	H	W	123-62
KENTUCKY			
All-Time	UCLA 4-1		
Streak	UCLA +3		
At UCLA	UCLA 2-0		
At Kentucky	Kentucky 1-0		
Neutral	UCLA 2-0		
NCAA Tournament	UCLA 1-0		
3/15/99	H	W	87-63
11/29/98	N	W	64-54
12/28/94	H	W	74-65
12/21/81	A	L	72-83
1/6/78	N	W	97-72
LIBERTY			
All-Time	UCLA 1-0		
Streak	UCLA +1		
Neutral	UCLA 1-0		
11/16/01	N	W	62-55
LONG BEACH STATE			
All-Time	Long Beach State 18-15		
Streak	UCLA +3		
At UCLA	Long Beach State 8-6		
At LBSU	Long Beach State 8-6		
Neutral	UCLA 3-2		
2/5/02	A	W	77-73
12/10/00	H	W	86-60
12/6/95	H	W	89-65
12/3/87	A	L	57-103
12/15/86	H	L	65-110
2/7/86	H	L	69-85
1/21/86	A	L	56-79
2/13/85	H	L	70-96
1/22/85	A	L	65-118
3/1/84	A	L	61-64
1/25/84	H	L	82-93
2/2/83	H	L	60-82
1/20/83	A	L	63-81
2/24/82	A	L	61-63
1/28/82	H	L	73-74
2/18/81	H	L	65-85
1/22/81	A	W	85-76
3/7/80	N	L	88-89
2/20/80	A	L	91-94
1/23/80	H	L	79-82
3/10/79	N	W	96-80
2/7/79	A	W	76-74
1/19/79	H	W	84-77
3/10/78	N	W	79-78
2/8/78	H	W	94-65
1/18/78	A	W	107-94
3/11/77	N	W	91-77
2/9/77	A	W	86-73
1/22/77	H	W	93-59
3/12/76	N	L	77-78
2/18/76	A	W	67-62
1/21/76	H	W	75-62
1/22/75	A	L	45-50
LSU			
All-Time	LSU 4-2		
Streak	LSU +3		

At UCLA	UCLA 2-1		
At LSU	LSU 3-0		
12/13/11	A	L	41-58
12/28/10	H	L	53-55
1/6/84	A	L	87-101
1/12/82	H	W	81-63
1/5/80	A	L	72-73
1/16/79	H	W	95-85
LOUISIANA TECH			
All-Time	Louisiana Tech 11-0		
Streak	Louisiana Tech +11		
At UCLA	Louisiana Tech 4-0		
At La.Tech	Louisiana Tech 5-0		
Neutral	Louisiana Tech 2-0		
NCAA Tournament	La.Tech 1-0		
12/5/99	N	L	64-82
3/22/99	N	L	62-88
1/4/86	A	L	59-73
1/29/85	H	L	50-76
1/4/84	A	L	58-94
1/26/83	H	L	59-84
2/20/82	A	L	63-103
3/24/81	A	L	54-87
1/29/81	H	L	61-99
1/4/80	A	L	77-93
1/12/79	H	L	81-85
LOYOLA MARYMOUNT			
All-Time	UCLA 9-0		
Streak	UCLA +9		
At UCLA	UCLA 5-0		
At Loyola Marymount	UCLA 4-0		
12/2/12	H	W	86-66
12/4/11	A	W	84-48
12/3/10	A	W	67-43
12/28/09	H	W	73-52
12/5/96	A	W	60-39
1/2/93	H	W	81-47
12/2/88	A	W	61-46
1/20/87	H	W	72-45
2/3/84	H	W	106-59
MARYLAND			
All-Time	Maryland 5-2		
Streak	Maryland +2		
At UCLA	Tied 2-2		
At Maryland	Maryland 2-0		
Neutral	Maryland 1-0		
11/23/08	A	L	65-88
11/25/07	H	L	75-79
12/30/95	H	W	82-70
12/29/81	H	L	74-81
12/30/78	N	L	56-71
3/25/78	H	W	90-74
1/4/78	A	L	88-92
MEMPHIS			
All-Time	UCLA 1-0		
Streak	UCLA +1		
At UCLA	UCLA 1-0		
1/9/81	H	W	82-71
MERCER			
All-Time	UCLA 1-0		
Streak	UCLA +1		
Neutral	UCLA 1-0		
3/14/75	N	W	62-50
MIAMI			
All-Time	Miami 1-0		
Streak	Miami +1		
Neutral	Miami 1-0		
12/18/14	N	L	67-74
MICHIGAN			
All-Time	UCLA 2-0		
Streak	UCLA +2		
at Michigan	UCLA 1-0		
Neutral	UCLA 1-0		
WNIT	UCLA 1-0		
NCAA Tournament	UCLA 1-0		
4/1/15	A	W	69-65

UCLA'S ALL-TIME RECORD VS. OPPONENTS

3/13/98 N W 65-58

MICHIGAN STATE

All-Time Michigan State 2-1
 Streak Michigan State +2
 At UCLA Michigan State 1-0
 At Michigan St. Michigan State 1-0
 Neutral UCLA 1-0
 12/19/03 H L 43-47
 11/17/01 A L 63-67
 12/29/92 N W 82-57

MINNESOTA

All-Time UCLA 2-1
 Streak UCLA +1
 At Minnesota Tied 1-1
 Neutral UCLA 1-0
 NCAA Tournament Minnesota 1-0
 12/20/13 A W 58-55
 3/21/04 A L 81-92
 12/19/79 N W 78-63

MISSOURI

All-Time Missouri 2-0
 Streak Missouri +2
 At UCLA Missouri 1-0
 At Missouri Missouri 1-0
 1/5/83 H L 61-62
 12/17/81 A L 57-59

MISSOURI STATE

All-Time Missouri State 1-0
 Streak Missouri State +1
 Neutral Missouri State 1-0
 NCAA Tournament Missouri State 1-0
 3/26/92 N L 57-83

MONMOUTH

All-Time UCLA 1-0
 Streak UCLA +1
 At Monmouth UCLA 1-0
 12/22/87 A W 81-62

MONTANA

All-Time UCLA 1-0
 Streak UCLA +1
 Neutral UCLA 1-0
 NCAA Tournament UCLA 1-0
 3/19/11 N W 55-47

MONTANA STATE

All-Time UCLA 1-0
 Streak UCLA +1
 At UCLA UCLA 1-0
 12/5/10 H W 54-44

NEBRASKA

All-Time UCLA 4-3
 Streak Nebraska +3
 At UCLA UCLA 2-1
 At Nebraska Tied 1-1
 Neutral Tied 1-1
 NCAA Tournament Nebraska 1-0
 11/28/14 H L 66-71
 11/8/13 A L 49-77
 3/23/10 N L 70-83
 11/27/98 N W 85-67
 1/10/84 H W 84-54
 2/3/79 A W 72-63
 1/11/77 H W 68-53

NEVADA

All-Time UCLA 1-0
 Streak UCLA +1
 At UCLA UCLA 1-0
 12/7/08 H W 62-47

NEW MEXICO

All-Time New Mexico 2-0
 Streak New Mexico +2
 At New Mexico New Mexico 2-0
 12/9/06 A L 63-72
 11/11/00 A L 54-75

NEW ORLEANS

All-Time UCLA 2-1
 Streak UCLA +2

At UCLA New Orleans 1-0

At New Orleans UCLA 1-0
 Neutral UCLA 1-0
 12/29/96 N W 90-59
 1/2/86 A W 79-59
 12/7/84 H L 73-75

NORTH CAROLINA

All-Time North Carolina 5-4
 Streak North Carolina +2
 At UCLA UCLA 2-1
 At North Carolina North Carolina 4-0
 Neutral UCLA 2-0
 11/16/14 A L 68-84
 11/17/13 H L 68-78
 11/20/99 N W 69-65
 11/28/98 N W 86-68
 12/18/97 A L 78-82 (ot)
 12/18/88 A L 71-95
 12/31/87 H* W 82-71
 12/18/86 A L 51-82
 12/30/85 H W 82-71 (ot)
 * - Played at the John Wooden Center

UNC GREENSBORO

All-Time UCLA 1-0
 Streak UCLA +1
 Neutral UCLA 1-0
 12/20/94 N W 72-70

NORTH CAROLINA STATE

All-Time North Carolina State 6-2
 Streak North Carolina State +1
 At UCLA North Carolina State 1-0
 At N.C. State North Carolina St. 2-0
 Neutral North Carolina State 3-2
 NCAA Tournament UCLA 1-0
 12/1/13 N L 49-67
 3/21/10 N W 74-54
 11/25/94 H L 55-58
 12/28/93 N L 88-90
 11/25/88 N L 60-67
 12/2/84 N W 74-68
 1/2/79 A L 69-90
 1/7/78 A L 81-91

NORTHERN ARIZONA

All-Time UCLA 3-0
 Streak UCLA +3
 At UCLA UCLA 2-0
 Neutral UCLA 1-0
 12/3/88 H* W 80-46
 11/28/87 N W 77-37
 1/11/86 H W 68-54
 * - Played at the John Wooden Center

NORTHERN COLORADO

All-Time UCLA 1-0
 Streak UCLA +1
 At UCLA UCLA 1-0
 WNIIT UCLA 1-0
 3/26/15 H W 74-60

NORTHWESTERN

All-Time Tied 1-1
 Streak Northwestern +1
 At UCLA UCLA 1-0
 At Northwestern Northwestern 1-0
 12/19/85 A L 59-81
 12/19/84 H W 96-74

NORTHWESTERN STATE

All-Time UCLA 1-0
 Streak UCLA +1
 Neutral UCLA 1-0
 11/30/02 N W 82-74

NOTRE DAME

All-Time UCLA 9-7
 Streak Notre Dame +3
 At UCLA UCLA 5-3
 At Notre Dame Notre Dame 4-3
 Neutral UCLA 1-0
 NCAA Tournament UCLA 1-0
 12/28/14 H L 67-82
 12/7/13 A L 48-90

11/23/12 H L 64-76

11/18/10 A W 86-83 (2ot)
 11/14/98 A L 82-99
 11/30/97 H L 91-93 (2ot)
 3/18/92 H W 93-72
 11/30/90 H W 89-75
 12/22/89 A L 60-61
 1/5/87 H W 67-65 (ot)
 12/21/85 A W 73-67
 12/30/84 H W 78-51
 12/3/83 A L 61-70
 1/30/83 H W 84-53
 11/26/82 N W 82-54
 12/5/81 A W 50-45

OHIO STATE

All-Time Ohio State 5-3
 Streak Ohio State +1
 At UCLA UCLA 3-1
 At Ohio State Ohio State 4-0
 12/21/04 A L 60-83
 12/30/03 H W 71-56
 11/24/01 H W 64-60
 12/21/00 A L 57-79
 12/22/92 A L 80-91
 12/18/91 H W 72-58
 12/20/89 A L 57-66
 12/30/88 H L 46-63

OKLAHOMA

All-Time Tied 3-3
 Streak UCLA +1
 At UCLA UCLA 2-1
 At Oklahoma Tied 1-1
 Neutral Oklahoma 1-0
 NCAA Tournament Oklahoma 1-0
 11/24/13 H W 82-76
 3/25/13 N L 72-85
 11/14/12 A W 86-80
 11/21/06 H L 68-77
 12/5/05 A L 78-83
 1/8/82 H W 82-63

OKLAHOMA STATE

All-Time UCLA 1-0
 Streak UCLA +1
 At UCLA UCLA 1-0
 1/8/85 H W 76-57

OLD DOMINION

All-Time Old Dominion 8-4
 Streak Old Dominion +1
 At UCLA Old Dominion 3-2
 At Old Dominion Old Dominion 4-1
 Neutral Tied 1-1
 12/18/00 A L 62-86
 12/29/99 H W 82-76
 12/19/90 A W 80-66
 12/30/89 H L 64-68
 1/4/85 A L 58-74
 1/17/84 H W 76-74
 1/7/82 H L 60-85
 1/6/81 A L 74-91
 1/11/80 H L 45-73
 3/22/79 N L 82-87
 1/3/79 A L 60-90
 3/18/77 N W 66-59

ORAL ROBERTS

All-Time UCLA 1-0
 Streak UCLA +1
 At UCLA UCLA 1-0
 12/17/78 H W 85-64

OREGON

All-Time UCLA 33-27
 Streak Oregon +2
 At UCLA UCLA 20-10
 At UCLA (Pauley) UCLA 17-8
 At UCLA (Wooden) Tied 2-2
 At Oregon Oregon 17-12
 Neutral Oregon 1-0
 Pac-10/12 Games UCLA 30-26
 Pac-10/12 Tournament UCLA 1-0

1/31/15 A L 65-67

1/5/15 H L 46-62
 2/17/14 A W 103-83
 1/17/14 H W 88-83
 1/4/13 A W 89-80
 1/21/12 H* L 62-83
 2/10/11 A W 75-48
 1/15/11 H W 87-57
 2/27/10 A W 91-75
 1/28/10 H W 104-80
 3/5/09 A W 70-69
 1/4/09 H L 56-73
 2/23/08 A L 55-66
 1/24/08 H W 63-59
 2/1/07 A L 60-76
 1/7/07 H W 77-70
 2/25/06 A W 66-65
 2/20/05 H W 82-63
 1/27/05 A L 71-78
 1/4/05 H W 70-54
 1/29/04 H L 55-61
 1/4/04 A W 63-57
 3/8/03 N W 71-58
 3/1/03 H W 56-54
 12/27/02 A W 93-68
 1/26/02 A L 54-76
 12/20/01 H L 67-76
 2/23/01 H W 70-68
 1/27/01 A L 43-54
 2/24/00 A L 72-89
 1/29/00 H L 58-67
 2/4/99 A L 79-106
 1/10/99 H W 76-72
 2/6/98 H W 82-54
 1/10/98 A W 80-75
 3/1/97 A L 61-64
 1/31/97 H L 64-76
 3/2/96 H W 83-64
 2/1/96 A L 48-75
 3/11/95 A L 65-83
 1/5/95 H L 59-84
 3/12/94 H L 68-76
 1/6/94 A L 77-82
 2/13/93 A L 78-89
 1/13/93 H W 79-75
 3/14/92 A W 83-76
 1/10/92 H* W 91-72
 2/22/91 A W 82-74
 1/27/91 H* W 93-67
 2/23/90 H W 79-65
 1/27/90 A L 66-80
 3/3/89 H* L 60-76
 2/4/89 A L 65-75
 2/5/88 A W 74-65
 1/8/88 H W 77-70
 2/21/87 A L 57-77
 1/15/87 H W 75-71
 12/23/82 A L 59-74
 1/30/82 H W 90-74
 12/6/80 H W 92-88
 * - Played at the John Wooden Center

OREGON STATE

All-Time Oregon State 44-21
 Streak Oregon State +3
 At UCLA UCLA 24-7
 At UCLA (Pauley) UCLA 18-7
 At UCLA (Wooden) UCLA 5-0
 At Oregon State UCLA 16-13
 Neutral UCLA 4-1
 Pac-10/12 Games UCLA 37-19
 Pac-10/12 Tournament UCLA 2-0
 2/2/15 A L 64-82
 1/3/15 H L 47-65
 2/14/14 A L 54-70
 1/20/14 H W 66-63
 1/6/13 A W 68-64
 1/19/12 H* W 69-60
 2/12/11 A W 58-48
 1/13/11 H W 58-46
 3/12/10 N W 60-44

2/25/10 A W 74-53

1/30/10 H W 70-44
 3/13/09 N W 62-56
 3/7/09 A L 58-61
 1/2/09 H W 60-53
 2/21/08 A W 55-52
 1/26/08 H W 74-70
 2/3/07 A W 75-65
 1/5/07 H L 52-56
 2/23/06 A W 72-59
 12/22/05 H W 79-64
 1/29/05 A W 74-54
 1/2/05 H W 73-45
 1/31/04 H W 91-58
 1/2/04 A L 68-82
 2/27/03 H W 82-71
 12/29/02 A W 58-54
 1/24/02 A L 36-77
 12/22/01 H L 65-79
 2/25/01 H L 57-65
 1/25/01 A L 58-71
 2/26/00 A L 52-72
 1/27/00 H W 83-60
 2/6/99 A W 90-68
 1/8/99 H W 105-50
 2/6/98 H W 81-70
 1/8/98 A W 76-70
 2/27/97 A W 79-68
 2/2/97 H W 77-54
 2/29/96 H W 68-56
 2/3/96 A L 70-82
 3/9/95 A L 75-95
 1/7/95 H W 84-73
 3/10/94 H L 62-83
 1/8/94 A W 76-61
 2/11/93 A L 68-71
 1/31/93 H L 67-71
 3/12/92 A W 71-70
 1/12/92 H* W 89-71
 2/24/91 A L 83-89
 1/25/91 H* W 66-55
 2/25/90 H* W 74-55
 1/25/90 A W 82-60
 3/4/89 H* W 77-61
 2/3/89 A L 58-81
 2/6/88 A W 77-60
 1/7/88 H W 66-51
 2/20/87 A W 65-53
 1/17/87 H L 69-74
 12/30/83 H W 67-49
 3/19/83 N L 62-75
 12/22/82 A L 71-81
 3/18/81 H W 72-65
 12/18/79 N W 77-76
 3/16/79 N W 105-70
 12/11/76 H W 125-35
 * - Played at the John Wooden Center

PACIFIC

All-Time UCLA 3-0
 Streak UCLA +3
 At UCLA UCLA 3-0
 1/21/84 H W 91-71
 12/3/82 H W 89-62
 12/8/79 H W 102-41

PENN STATE

All-Time Penn State 1-1
 Streak Penn State +1
 At UCLA Tied 1-1
 Neutral UCLA 1-0
 2/6/83 H L 70-79
 12/22/80 H W 85-74
 12/29/78 N W 85-81

PEPPERDINE

All-Time UCLA 16-3
 Streak UCLA +3
 At UCLA UCLA 9-1
 At Pepperdine UCLA 6-2
 Neutral UCLA 1-0
 11/11/13 H W 82-78

UCLA'S ALL-TIME RECORD VS. OPPONENTS

12/28/12	A	W	77-46
11/18/08	H	W	66-55
11/28/07	A	L	79-91
12/8/05	H	W	95-56
12/2/04	A	W	74-61
12/14/02	A	L	67-88
12/28/00	H	L	56-78
12/11/99	A	W	86-67
12/30/98	H	W	85-51
12/30/92	N	W	100-52
11/22/91	A	W	80-67
12/3/90	H	W	95-79
12/2/90	A	W	76-63
12/6/88	H	W	76-68
1/12/88	H	W	77-54
12/2/86	A	W	71-57
11/24/84	H	W	74-49
11/28/81	H	W	93-76

PRINCETON

All-Time	UCLA 2-0
Streak	UCLA +2
At UCLA	UCLA 2-0
11/25/12	H W 65-52
11/25/09	H W 69-59

PURDUE

All-Time	Purdue 2-1
Streak	Purdue +1
At UCLA	UCLA 1-0
At Purdue	Purdue 1-0
Neutral	Purdue 1-0
NCAA Tournament	Purdue 1-0
3/21/06	A L 54-61
12/5/04	H W 70-64
12/13/03	N L 57-58

RICE

All-Time	UCLA 2-0
Streak	UCLA +2
At UCLA	UCLA 1-0
At Rice	UCLA 1-0
12/17/08	A W 82-64
11/18/07	H W 79-71

RUTGERS

All-Time	Tied 3-3
Streak	Rutgers +1
At UCLA	UCLA 2-0
At Rutgers	Rutgers 3-0
Neutral	UCLA 1-0
12/21/99	A L 46-72
12/27/97	H W 96-93 (ot)
1/3/94	H W 88-78 (ot)
12/20/92	A L 56-71
12/3/81	A L 69-91
1/2/78	N W 104-77

SACRAMENTO STATE

All-Time	UCLA 4-0
Streak	UCLA +4
At UCLA	UCLA 2-0
Neutral	UCLA 2-0
12/12/14	H W 92-83
11/25/06	N W 87-64
11/24/02	N W 106-43
12/13/75	H W 77-37

SAINT JOHN'S

All-Time	UCLA 1-0
Streak	UCLA +1
At Saint John's	UCLA 1-0
12/16/12	A W 53-52 (ot)

SAINT JOSEPH'S

All-Time	Tied 1-1
Streak	UCLA +1
At UCLA	UCLA 1-0
At Saint Joseph's	St. Joseph's 1-0
12/31/12	H W 73-65
12/22/11	A L 60-64

SAINT MARY'S

All-Time	UCLA 7-2
Streak	UCLA +4
At UCLA	UCLA 5-0
At Saint Mary's	Saint Mary's 2-1

Neutral	UCLA 1-0
WNIT	UCLA 1-0
3/29/15	H W 82-66
12/15/12	N W 76-62
12/12/10	A W 75-59
12/21/09	H W 83-58
12/6/03	A L 52-53
12/3/02	H W 72-60
11/21/97	A L 63-83
12/16/96	H W 76-67
12/7/90	H W 90-82

SAMFORD

All-Time	UCLA 1-0
Streak	UCLA +1
Neutral	UCLA 1-0
12/19/14	N W 71-52

SAN DIEGO

All-Time	UCLA 9-3
Streak	UCLA +2
At UCLA	UCLA 5-1
At San Diego	UCLA 4-2
WNIT	UCLA 1-0
3/22/15	A W 63-58
12/14/08	H W 95-58
12/8/07	A L 57-63
12/5/01	A L 51-79
11/28/00	H L 67-86
12/5/97	H W 87-69
11/23/96	A W 73-61
11/24/95	H W 87-69
12/8/94	A W 83-73
12/1/93	H W 82-62
11/5/91	A W 78-70
12/13/86	H* W 65-42

* - Played at the John Wooden Center

SAN DIEGO STATE

All-Time	UCLA 25-6
Streak	UCLA +6
At UCLA	UCLA 12-2
At San Diego State	UCLA 12-4
Neutral	UCLA 1-0
12/15/13	A W 56-55
11/10/12	H W 66-52
11/30/11	H* W 78-71
11/12/10	A W 55-48
12/9/99	H W 82-61
12/11/98	A W 104-56
12/6/92	H* L 52-77
11/3/92	A W 82-59
12/29/86	H* W 81-56
1/28/86	A L 77-96
2/27/85	H W 86-64
1/19/85	A L 68-77
2/15/84	H L 68-71
1/28/84	A L 68-82
2/23/83	H W 100-58
1/29/83	A W 72-56
3/3/82	H W 76-51
2/2/82	A W 70-64
3/14/81	N W 61-54
3/6/81	H W 82-61
2/3/81	A L 56-64
2/7/80	H W 95-63
1/8/80	A W 73-60
2/23/79	A W 84-51
1/25/79	H W 90-30
2/22/78	H W 104-44
1/28/78	A W 96-49
2/25/77	A W 98-45
1/25/77	H W 93-42
2/4/76	A W 91-39
1/15/75	A W 84-36

* - Played at the John Wooden Center

SAN FRANCISCO

All-Time	UCLA 4-2
Streak	San Francisco +1
At UCLA	UCLA 2-0
At San Francisco	Tied 1-1
Neutral	Tied 1-1
12/10/93	A L 68-71

12/8/84	H W 81-58
3/12/81	N W 92-68
12/20/80	H W 90-65
3/8/80	N L 60-74
12/11/78	A W 73-58

SAN JOSE STATE

All-Time	UCLA 5-0
Streak	UCLA +5
At UCLA	UCLA 2-0
At San Jose State	UCLA 3-0
11/22/80	A W 78-63
3/6/80	A W 81-66
12/9/78	H W 71-65
12/8/77	H W 85-70
1/14/77	A W 80-42

SANTA CLARA

All-Time	UCLA 3-1
Streak	UCLA +1
At UCLA	UCLA 2-0
At Santa Clara	Santa Clara 1-0
Neutral	UCLA 1-0
11/15/09	N W 77-51
12/12/93	A L 72-78
1/4/93	H W 63-54
12/1/91	H W 91-78

SETON HALL

All-Time	Tied 1-1
Streak	UCLA +1
At UCLA	UCLA 1-0
At Seton Hall	Seton Hall 1-0
12/28/97	H W 88-58
12/21/96	A L 53-69

SOUTH CAROLINA

All-Time	UCLA 1-0
Streak	UCLA +1
At South Carolina	UCLA 1-0
1/5/81	A W 81-86*

* - Game forfeited by South Carolina

SOUTHERN

All-Time	UCLA 1-0
Streak	UCLA +1
Neutral	UCLA 1-0
12/2/07	N W 79-52

SOUTHERN ILLINOIS

All-Time	UCLA 1-0
Streak	UCLA +1
At Southern Illinois	UCLA 1-0
12/19/81	A W 85-44

SOUTHERN UTAH

All-Time	UCLA 1-0
Streak	UCLA +1
At UCLA	UCLA 1-0
1/10/89	H W 79-51

STANFORD

All-Time	Stanford 59-22
Streak	Stanford +21
At UCLA	Stanford 23-11
At UCLA (Pauley)	Stanford 21-10
At UCLA (Wooden)	Stanford 2-1
At Stanford	Stanford 27-9
Neutral	Stanford 9-2
Pac-10/12 Games	Stanford 50-8
Pac-10/12 Tournament	Stanford 9-1
3/6/15	N L 62-67
2/15/15	A L 50-68
1/23/15	H L 70-79
2/23/14	H L 56-65
1/24/14	A L 55-72
3/10/13	N L 49-51
2/17/13	H L 57-68
1/18/13	A L 49-75
2/12/12	A L 59-82
12/31/11	H* L 50-77
3/12/11	N L 55-64
2/20/11	H L 53-67
1/20/11	A L 38-64
3/14/10	N L 46-70
2/4/10	A L 53-74

1/10/10	H L 61-65
3/14/09	N L 47-73
2/27/09	H L 58-69
2/1/09	A L 51-68
3/9/08	N L 45-78
2/2/08	A L 62-75
1/4/08	H W 69-56
2/22/07	A L 54-65
12/22/06	H L 59-68
3/6/06	N W 85-76 (ot)
1/27/06	H W 90-80
1/1/06	A L 68-91
2/20/05	H L 68-81
1/20/05	A L 75-100
3/7/04	N L 66-70
2/21/04	A L 54-63
1/23/04	H L 71-78 (ot)
3/9/03	N L 64-69
2/22/03	A L 61-79
1/24/03	H L 78-80
3/2/02	N L 61-96
2/24/02	H L 80-98
12/28/01	A L 50-81
3/3/01	A L 69-83
2/2/01	H L 52-60
3/3/00	H W 64-61
2/3/00	A L 68-83
2/12/99	H L 84-87
1/16/99	A W 80-72
12/13/98	A L 80-105
1/18/98	H L 70-75
2/18/97	A L 68-98
1/10/97	H L 62-74
2/11/96	H L 59-61
1/11/96	A L 77-81
2/25/95	H L 49-84
1/26/95	A L 49-88
2/26/94	A L 82-94
1/28/94	H W 80-73
2/18/93	H L 54-71
1/21/93	A L 70-79
12/14/92	H L 69-92
1/18/92	A L 92-95
2/17/91	H L 77-91
1/17/91	A L 74-91
2/17/90	A L 65-91
1/18/90	H L 80-98
3/10/89	A L 66-104
1/7/89	H* L 71-73
3/12/88	A W 75-74
3/4/88	H W 74-64
2/7/87	H* W 64-49
1/2/87	A L 60-62
2/22/86	H W 65-43
1/24/86	A W 65-62
3/2/85	A W 75-61
2/1/85	H W 72-58
2/17/84	H W 68-48
1/20/84	A W 83-51
3/5/83	H W 92-69
12/30/82	A W 70-68
11/24/80	A W 78-67
12/15/79	H W 88-63
3/8/79	N W 85-68
3/9/78	A W 80-54
2/11/78	A W 99-69

* - Played at the John Wooden Center

STEPHEN F. AUSTIN

All-Time	Tied 2-2
Streak	Stephen F. Austin +2
At UCLA	UCLA 1-0
At SFA	Stephen F. Austin 1-0
Neutral	Tied 1-1
11/27/87	N L 61-71
3/3/79	A L 64-99
3/18/78	N W 86-60
2/18/78	H W 85-74

STETSON

All-Time	UCLA 1-0
Streak	UCLA +1

Neutral	UCLA 1-0
NCAA Tournament	UCLA 1-0
3/23/13	N W 66-49

TEMPLE

All-Time	Tied 1-1
Streak	Temple +1
At UCLA	UCLA 1-0
At Temple	Temple 1-0
12/20/11	A L 53-59
11/28/10	H W 71-61

TENNESSEE

All-Time	Tennessee 18-1
Streak	Tennessee +15
At UCLA	Tennessee 9-0
At Tennessee	Tennessee 8-1
Neutral	Tennessee 1-0
12/17/11	H* L 64-85
11/28/09	A L 47-61
12/19/07	H L 70-82
11/16/06	A L 60-83
11/28/99	H L 77-88
12/21/98	A L 77-100
12/16/90	A L 86-113
12/17/89	H L 55-77
12/20/88	A L 50-82
12/13/87	H L 63-89
12/20/86	A L 58-81
12/15/85	H L 64-68
1/6/85	A L 57-72
12/10/83	H L 70-73
12/13/81	H L 66-71
1/3/81	A W 65-62
12/13/79	H L 77-80
3/24/79	N L 86-104
1/5/79	A L 74-88

TEXAS

All-Time	UCLA 6-5
Streak	Texas +1
At UCLA	Tied 2-2
At Texas	UCLA 3-2
Neutral	Tied 1-1
NCAA Tournament	UCLA 1-0
11/23/14	H L 65-75
12/8/12	N W 62-42
11/28/04	H W 63-60
11/25/03	A L 58-89
11/23/99	H W 84-77 (ot)
12/19/98	A W 81-74
3/22/92	A W 82-81
12/30/80	A W 78-65
12/27/79	H L 69-74
12/20/79	N L 51-74
3/2/79	A L 78-96

TEXAS A&M

All-Time	UCLA 2-1
Streak	UCLA +1
At UCLA	UCLA 1-0
Neutral	Tied 1-1
12/1/89	N W 65-54
11/29/85	N L 63-79
12/4/80	H W 97-64

TCU

All-Time	Tied 1-1
Streak	TCU +1
Neutral	Tied 1-1
11/19/04	N L

UCLA's All-Time Record vs. Opponents

12/4/85 H L 54-58

UAB	
All-Time	UCLA 1-0
Streak	UCLA +1
At UCLA	UCLA 1-0
2/4/83	H W 74-68

UC DAVIS	
All-Time	UCLA 1-0
Streak	UCLA +1
At UCLA	UCLA 1-0
11/21/10	H W 65-49

UC IRVINE	
All-Time	UCLA 8-0
Streak	UCLA +8
At UCLA	UCLA 4-0
At UC Irvine	UCLA 4-0
12/4/06	A W 66-62
11/30/05	H W 92-54
12/9/95	A W 73-59
11/28/94	H W 86-74
12/29/87	A W 84-54
11/30/86	H* W 68-58
11/18/80	H W 96-30
1/9/75	A W 106-13

* - Played at the John Wooden Center

UC RIVERSIDE	
All-Time	UCLA 5-0
Streak	UCLA +5
At UCLA	UCLA 3-0
At UC Riverside	UCLA 2-0
12/10/14	H W 57-43
12/21/07	H W 71-60
11/18/06	A W 70-60
1/29/75	H W 78-22
1/13/75	A W 92-15

UC SANTA BARBARA	
All-Time	UCLA 12-2
Streak	UCLA +3
At UCLA	UCLA 6-1
At UC Santa Barbara	UCLA 4-1
Neutral	UCLA 2-0
11/14/10	H W 66-52
12/15/09	A W 61-49
11/12/06	H W 87-62
12/17/05	A L 81-90 (ot)
11/27/93	H W 71-54
12/7/91	H L 70-78
1/11/86	H W 58-38
12/7/85	A W 78-51
12/15/84	H W 94-31
3/10/77	N W 86-33
2/28/76	H W 101-41
1/31/76	A W 90-71
2/27/75	N W 67-54
1/11/74	A W 76-42

UNLV	
All-Time	UCLA 7-0
Streak	UCLA +7
At UCLA	UCLA 3-0
At UNLV	UCLA 2-0
Neutral	UCLA 2-0
11/23/03	H W 61-51
12/1/02	A W 72-64
1/22/82	H W 84-60
3/11/78	N W 100-88
3/13/76	N W 97-77
1/17/76	H W 84-80
2/16/75	A W 99-33

USC	
All-Time	USC 47-37
Streak	UCLA +2
At UCLA	Tied 20-20
At USC	USC 25-15
Neutral	Tied 2-2
Pac-10/12 Games	USC 36-22
Pac-10/12 Tournament	UCLA 2-0

1/18/15	H W 71-60
12/30/14	A W 59-52
2/8/14	A L 54-68
12/30/13	H L 54-56
2/24/13	H W 63-58
2/19/13	A W 68-54
2/19/12	A L 54-66
1/14/12	H* L 43-47
2/6/11	A W 74-67
1/8/11	H W 61-42
3/13/10	A W 59-53
2/13/10	H W 74-56
1/17/10	A L 63-70
2/8/09	A L 76-87
1/11/09	H W 87-75
3/8/08	N W 73-52
2/17/08	H L 36-49
1/19/08	A L 56-64
2/10/07	A L 55-62
1/13/07	H L 72-75
2/18/06	H L 73-77
1/21/06	A L 70-73
2/26/05	A L 77-80
12/28/04	H W 62-61
2/29/04	H W 68-64
12/28/03	A L 51-64
2/8/03	A L 68-72
1/12/03	H W 72-64
2/9/02	A L 58-71
1/13/02	H L 57-67
12/10/01	A L 56-61
1/14/01	H W 65-53
2/12/00	A L 69-73
1/16/00	H W 82-62
2/20/99	A W 82-64
1/23/99	H W 94-53
2/21/98	H W 87-73
1/23/98	A W 68-64
2/22/97	A L 74-87
1/24/97	H L 56-60
2/24/96	H W 80-64
1/27/96	A L 77-96
3/3/95	A L 65-70
2/4/95	H L 55-56
3/5/94	H L 66-83
2/4/94	A L 70-85
2/26/93	A L 57-66
1/29/93	H L 60-73
2/22/92	H L 71-73
1/24/92	A L 60-62
3/8/91	A W 83-79
1/5/91	H L 69-73
3/9/90	H W 76-72
1/6/90	A W 83-68
2/10/89	H L 75-90
1/12/89	A W 76-62
2/11/88	A L 63-86
1/15/88	H L 56-67
2/25/87	A L 75-81
1/23/87	H L 72-76
3/6/86	H L 57-89
2/11/86	A L 67-89
3/7/85	A W 57-56
2/6/85	H W 77-73
3/3/84	N L 63-85
2/8/84	H L 60-78
3/9/83	H L 62-82
2/16/83	A L 75-83
3/6/82	A L 83-92
2/4/82	H L 94-97
3/13/81	N L 85-102
2/25/81	H W 87-83
2/6/81	A W 81-79
2/27/80	H L 81-99
2/2/80	A W 71-67
3/9/79	N W 97-81
2/27/79	H W 99-80
2/10/79	A L 68-78

3/3/78	A W 78-50
2/1/78	H W 88-63
3/5/77	A W 94-49
2/4/77	H W 103-73
3/6/76	A W 96-59
2/11/76	H W 90-48

UTAH	
All-Time	UCLA 9-3
Streak	UCLA +8
At UCLA	UCLA 4-1
At Utah	UCLA 3-2
Neutral	UCLA 2-0
Pac-10/12 Games	UCLA 6-0
Pac-10/12 Tournament	UCLA 1-0
2/8/15	H W 58-45
1/9/15	A W 49-46
3/2/14	A W 62-52
1/3/14	H W 55-38
3/8/13	N W 54-43
2/3/13	H W 70-42
1/26/12	A W 65-60
11/21/09	N W 69-33
12/1/01	A L 42-89
11/17/00	H L 42-65
12/28/90	H W 89-83
12/2/89	A L 43-65

UTAH STATE	
All-Time	UCLA 1-0
Streak	UCLA +1
At UCLA	UCLA 1-0
12/20/77	H W 125-62

VANDERBILT	
All-Time	Vanderbilt 2-0
Streak	Vanderbilt +2
Neutral	Vanderbilt 2-0
11/26/95	N L 64-70
12/1/84	N L 62-66

VIRGINIA	
All-Time	Virginia 2-0
Streak	Virginia +2
At UCLA	Virginia 2-0
12/29/95	H L 55-77
12/28/91	H L 55-77

WASHINGTON	
All-Time	Washington 30-28
Streak	Washington +2
At UCLA	UCLA 17-11
At UCLA (Pauley)	UCLA 16-7
At UCLA (Wooden)	Washington 3-1
At Washington	Washington 18-11
Neutral	Washington 1-0
Pac-10/12 Games	Washington 29-27
2/28/15	A L 61-74
1/31/14	H L 58-70
2/8/13	A W 65-61
1/13/13	H W 85-68
3/3/12	A L 59-67
2/2/12	H* W 79-73 (ot)
3/3/11	H W 60-42
12/31/10	A W 60-48
2/18/10	H W 73-55
1/23/10	A W 69-65
2/20/09	A L 49-59
1/24/09	H W 74-66
2/10/08	H W 75-68
1/10/08	A W 59-57
1/26/07	H W 73-67
12/31/06	A L 67-72
2/11/06	H W 83-75
1/12/06	A L 75-96
2/3/05	H W 86-81
1/9/05	A W 74-63
2/5/04	A W 64-59
1/11/04	H W 65-60
2/1/03	A L 77-111
1/3/03	H W 72-46
2/3/02	H L 48-68
1/4/02	A L 53-86

3/10/01	H W 81-56
1/4/01	A L 54-73
3/11/00	A W 85-66
1/7/00	H W 90-54
2/27/99	A L 85-96
1/28/99	H W 90-53
3/1/98	H W 96-72
1/29/98	A W 80-59
3/6/97	H L 75-76
1/4/97	A L 75-98
3/7/96	A L 48-70
1/7/96	H L 66-78
2/10/95	H* L 54-57 (ot)
1/14/95	A L 68-81
2/10/94	A W 65-62
1/15/94	H L 81-86
3/6/93	A L 72-80
2/5/93	H W 68-59
2/29/92	A W 65-62
1/31/92	H W 91-60
3/3/91	H* L 54-64
2/1/91	A L 71-75
3/3/90	A L 68-83
2/1/90	H L 63-76
2/24/89	H L 62-64
1/27/89	A L 68-79
2/26/88	H* L 70-84
1/30/88	A L 76-82
3/7/87	H L 69-82
1/29/87	A L 64-77
11/22/85	N L 50-68
3/15/85	A W 78-62

* - Played at the John Wooden Center

WASHINGTON STATE	
All-Time	UCLA 50-7
Streak	UCLA +4
At UCLA	UCLA 28-0
At UCLA (Pauley)	UCLA 23-0
At UCLA (Wooden)	UCLA 4-0
At Washington State	UCLA 21-7
Neutral	UCLA 1-0
Pac-10/12 Games	UCLA 49-7
Pac-10/12 Tournament	UCLA 1-0
2/26/15	A W 74-69
2/2/14	H W 79-72
2/10/13	A W 80-65
1/11/13	H W 78-52
3/11/12	A L 65-76
2/4/12	H* W 73-52
3/5/11	H W 66-48
1/2/11	A W 80-55
2/20/10	H W 93-58
1/21/10	A W 59-56
2/20/09	A W 65-50
1/22/09	H W 83-48
2/8/08	H W 68-56
1/12/08	A W 76-56
3/2/07	N W 72-58
1/28/07	H W 73-70
12/29/06	A W 74-71
2/9/06	H W 77-50
1/14/06	A W 73-63
2/6/05	H W 68-63
1/7/05	A W 89-69
2/7/04	A W 78-57
1/9/04	H W 78-58
1/30/03	A W 86-70
1/5/03	H W 93-51
2/1/02	H W 79-55
1/6/02	A W 76-64
3/8/01	H W 93-61
1/6/01	A L 52-74
3/9/00	A W 96-86
1/9/00	H W 87-60
2/25/99	A W 104-70
1/30/99	H W 100-70
2/27/98	H W 80-74
1/31/98	A W 76-70
3/6/97	H W 85-63
1/2/97	A W 77-73
3/9/96	A L 81-88 (ot)

1/6/96	H W 85-75
2/12/95	H* W 71-57
1/12/95	A L 80-85
2/12/94	A W 81-74
1/13/94	H W 108-76
3/4/93	A W 77-74
2/7/93	H W 82-75
2/27/92	A W 76-68
2/2/92	H W 80-75
3/1/91	H W 78-70
2/3/91	A L 77-78
3/1/90	A L 72-84
2/3/90	H W 84-74
2/23/89	H W 91-72
1/29/89	A W 82-69
2/27/88	H* W 74-60
1/28/88	A L 52-53
3/5/87	H* W 81-56
1/31/87	A W 67-62

* - Played at the John Wooden Center

WEST VIRGINIA	
All-Time	UCLA 3-1
Streak	UCLA +1
At UCLA	UCLA 2-0
At West Virginia	UCLA 1-0
Neutral	West Virginia 1-0
WNIT	UCLA 1-0
4/4/15	A L 62-60
11/25/11	N L 54-63
1/22/98	H W 91-76
11/26/89	H W 68-57

WESTERN KENTUCKY	
All-Time	UCLA 2-1
Streak	UCLA +2
At UCLA	UCLA 1-0
At WKU	Western Kentucky 1-0
Neutral	UCLA 1-0
12/28/96	N W 73-61
12/4/93	H W 83-71
12/18/92	A L 55-73

VS. LOWER DIVISION TEAMS	
Cal Poly Pomona	UCLA 9-2
Delta State	UCLA 3-2
Hawaii Pacific	UCLA 1-0
Montclair State	UCLA 1-0
San Francisco State	UCLA 1-0
Seattle Pacific	UCLA 1-0
UC San Diego	UCLA 1-0
Wayland Baptist	Wayland 3-1
West Texas A&M	UCLA 1-0

UCLA's 30-Point and Up Club

Pts.	Name, Position	Opponent
47	Denise Curry, F	vs. Oregon State, 12/15/79
43	Natalie Williams, F	at California, 2/24/94
42	Dora Dome, F	vs. California, 2/5/87
40	Denise Curry, F	vs. Cal State Fullerton, 1/20/81; at Cal Poly Pomona, 2/9/80
39	Maylana Martin, F	at Oregon, 2/24/00
39	Ann Meyers, F	at Long Beach State, 1/18/78
39	Rehema Stephens, G	at Stanford, 1/18/92; vs. James Madison, 12/30/90
38	Maylana Martin, F	at USC, 2/20/99
38	Denise Curry, F	vs. Tennessee, 3/25/79; vs. Stanford, 12/15/79; vs. LSU, 1/16/79
37	Rehema Stephens, G	at Tennessee, 12/16/90
36	Nirra Fields, G	vs. Cal Poly, 12/28/13
36	Nikki Blue, G	vs. Arizona State, 3/5/05
36	Denise Curry, F	vs. BYU, 12/26/79
36	Rehema Stephens, G	vs. Utah, 12/28/90
36	Michelle Greco, G	at Michigan State, 11/17/01
35	Nikki Blue, G	at Washington, 2/1/03
35	Denise Curry, F	at USC, 2/6/81; vs. Memphis, 1/9/81; vs. California, 11/21/80; vs. Cal Poly Pomona, 3/1/80; vs. USC, 3/9/79; vs. USC, 2/27/79
35	Dora Dome, G	at Arizona State, 1/8/87; vs. Tennessee, 12/13/87
35	Natalie Williams, F	vs. Rutgers, 1/3/94
34	Atonye Nyngifa, F	at Oregon, 2/17/14; vs. Oregon, 1/17/14
34	Denise Curry, F	vs. San Francisco, 3/12/81; at LSU, 1/5/80
34	Michelle Greco, G	vs. Long Beach State, 12/10/00
34	Rehema Stephens, G	vs. Stanford, 2/17/91; vs. Oregon, 1/27/91; at California, 1/19/91; vs. Saint Mary's, 12/7/90; vs. Pepperdine, 12/3/90
33	Nikki Blue, G	at Minnesota, 3/21/04
33	Denise Curry, F	at Arizona, 2/16/80; vs. San Diego State, 2/7/80
33	Nickey Hilbert, G	vs. Arizona State, 1/18/96; vs. USC, 2/24/96
33	Maylana Martin, F	vs. Washington, 3/6/97
33	Rehema Stephens, G	vs. Washington State, 2/2/92; vs. Arizona State, 2/11/90; vs. Notre Dame, 11/30/90
32	Nikki Blue, G	at Arizona State, 2/12/05
32	Denise Curry, F	at CS Fullerton, 1/25/80; at CP Pomona, 3/13/79
32	Maylana Martin, F	vs. San Diego, 12/5/97; vs. Texas Tech, 11/29/96
32	Kristee Porter, F	vs. Washington State, 3/8/01
32	Necie Thompson, C	at Cal State Fullerton, 1/26/82
32	Sandra VanEmbricqs, C	vs. Washington, 2/24/89
32	Natalie Williams, F	vs. Arizona State, 2/20/94
31	Jordin Canada, G	at West Virginia, 4/4/15
31	Jasmine Dixon, F	at Oregon, 2/27/10
31	Lisa Willis, G	vs. Oregon State, 2/14/06; at California, 2/19/04
31	Noelle Quinn, G	vs. Arizona, 2/12/04
31	Michelle Greco, G	at Pepperdine, 12/14/02
31	Denise Curry, F	vs. Oregon State, 3/18/81; vs. Long Beach State, 2/18/81; vs. Arizona, 2/13/81; vs. Delta St., 1/31/81; vs. Long Beach State, 3/7/80; vs. Delta St., 2/1/80; vs. Wayland Baptist, 3/17/79; vs. Pacific, 12/8/79
31	Char Jones, F	at BYU, 11/24/82
31	Natalie Williams, F/C	vs. Washington State, 2/2/92
31	Rehema Stephens, G	vs. Cal State Fullerton, 12/8/89
30	Nirra Fields, G	vs. California, 2/21/14
30	Atonye Nyngifa, F	vs. Washington State, 2/2/14
30	Noelle Quinn, G	at Arizona State, 2/2/06
30	Nikki Blue, G	vs. Oregon, 3/8/03; at Arizona State, 1/16/03
30	Kisa Hughes, C	vs. UC Irvine, 11/28/94
30	Ann Meyers, F	vs. Cal Poly Pomona, 2/14/78
30	Dora Dome, F	vs. Washington, 2/26/88
30	Melanie Pearson, G	vs. Notre Dame, 11/30/97
30	Denise Curry, F	at Long Beach State, 1/22/81; at Long Beach State, 2/20/80; vs. Texas, 12/27/79; at CS Fullerton, 2/16/78; vs. Utah State, 12/20/77
30	Maylana Martin, F	vs. North Carolina, 11/28/98; at Arizona State, 1/16/97; vs. California, 1/12/97
30	Anne Dean, G	at New Orleans, 1/2/86
30	Susie Swenson, G	at Kentucky, 12/21/81

30	Marja VanHelvoort, F	vs. Arizona, 2/24/84
30	Natalie Williams, C	vs. Washington State, 1/13/94; at Ohio St., 12/22/92

UCLA's Miscellaneous Single Game Leaders

Single Game Rebounding Leaders

25 — Denise Curry at Long Beach State, 3/10/78
25 — Natalie Williams vs. Arizona State, 2/20/94
23 — Natalie Williams at USC, 2/4/94
22 — Janae Hubbard vs. Arizona, 3/6/99
22 — Natalie Williams at Oregon, 3/14/92
22 — Denise Curry vs. San Jose State, 12/9/78
21 — Natalie Williams vs. Oregon, 1/13/93
21 — Natalie Williams vs. Michigan State, 12/29/92
20 — Jasmine Dixon at Oregon, 2/27/10
20 — Natalie Williams vs. Oregon State, 1/16/93
20 — Kisa Hughes at Boise State, 12/3/94
20 — Ann Meyers vs. Stephen F. Austin, 3/18/78

Single Game Steal Leaders

13 — Sandra VanEmbricqs vs. Arizona, 2/12/87
12 — Ann Meyers at San Diego State, 2/25/77
10 — Nicole Anderson vs. Washington, 2/5/93
10 — Ann Meyers vs. Stephen F. Austin, 3/18/78
9 — Lisa Willis vs. Oregon State, 12/22/05
9 — Dietra Hanible vs. USC, 2/27/80
9 — Jeanne Beauprey vs. Oregon State, 12/18/79
9 — Ann Meyers vs. USC, 2/11/76
8 — 22 times, last by Nirra Fields vs. Auburn, 12/21/13

Single Game Assist Leaders

16 — Erica Gomez at Arizona State, 1/5/99
15 — Erica Gomez vs. Long Beach State, 12/6/95
15 — Ann Meyers at Fresno State, 2/13/76
15 — Kristi Moore at Washington State, 1/31/87
14 — Nikki Blue at California, 1/22/05
13 — Detra Lockhart vs. Washington, 1/15/94
13 — Mary Hegarty vs. UAB, 2/4/83
12 — Erica Gomez vs. California, 2/14/98
12 — Angel Hardy at Arizona State, 1/15/85
12 — Kristi Moore vs. California, 1/29/87
12 — Ann Meyers vs. Cal Poly, 2/8/75
12 — Mary Hegarty vs. Memphis, 1/9/81
12 — Mary Hegarty vs. Delta State, 1/31/81

Single Game Block Leaders

7 — Corrine Costa at USC, 2/8/14
7 — Corrine Costa vs. Auburn, 12/21/13
7 — Corrine Costa vs. Washington, 2/2/12
7 — Corrine Costa vs. California, 12/29/11
6 — Corrine Costa at West Virginia, 4/4/15
6 — Natalie Williams vs. Arizona, 3/6/92
5 — Corrine Costa at Michigan, 4/1/15
5 — Monique Billings vs. Oregon, 1/5/15
5 — Kristee Porter at Old Dominion, 12/18/00
5 — Malika Leatham vs. Long Beach State, 12/10/00
5 — Lynn Kamrath vs. Virginia, 12/28/91
5 — Sandra VanEmbricqs at California, 2/15/90
5 — Althea Ford at California, 3/11/88
5 — Sandra VanEmbricqs at Washington State, 1/28/88
5 — Annette Keur vs. Pacific, 1/21/84
5 — Ann Meyers vs. Long Beach State, 2/8/78
5 — Cyd Crampton vs. USC, 3/5/77

Multi-Year 100-Assist Season Leaders

Ann Meyers -- (4) 1978-182, 1977-109, 1976-128, 1975-125
Nikki Blue -- (4) 2006-189, 2005-162, 2004-148, 2003-103
Erica Gomez -- (4) 2000-124, 1999-224, 1998-170, 1996-176
Doreena Campbell -- (3) 2010-105, 2009-112, 2008-101
Dianne Frierson -- (3) 1980-126, 1979-113, 1978-132

Bruin 30 Point/20 Rebound Games

Natalie Williams - 32 points, 25 rebounds vs. Arizona State, 2/20/94
Jasmine Dixon - 31 points, 20 rebounds at Oregon, 2/27/10

UCLA's Individual School Records

Points

Game	47, Denise Curry (12/18/79 vs. Oregon State)
Season	930, Denise Curry (1980-81, 36 games)
Career	3,198, Denise Curry (1978-81, 130 games)

Scoring Average

Season	28.5, Denise Curry (1979-80, 30 games, 855 points)
Career	24.6, Denise Curry (1978-81, 130 games, 3,198 points)

Most Double Digit Scoring Games

Season	36, Denise Curry, 1980-81, 36 games
Career	130, Denise Curry, 1977-81, 130 games

Most Double-Doubles (Points / Rebounds)

Season	20, Natalie Williams, 1992-93 and 1993-94
	20, Denise Curry, 1979-80
Career	68, Natalie Williams, 1990-94

Most Consecutive Double-Doubles

Season	10, Natalie Williams, 1992-93
Career	17, Natalie Williams, over two seasons, 1993 & 94

Most 30-Point-Plus Scoring Games

Season	12, Denise Curry, 1979-80
Career	31, Denise Curry, 1977-81
In a Row	4, Rehema Stephens, 1990-91

Most 20-Point-Plus Scoring Games

Season	29, Denise Curry, 1980-81
Career	94, Denise Curry, 1977-81
In a Row	11, Denise Curry, 1980-81

Field Goals Made

Game	19, Denise Curry (12/18/79 vs. Oregon State)
	19, Natalie Williams (2/24/94 vs. California)
Season	390, Denise Curry (1980-81, 36 games)
Career	1,386 by Denise Curry (1978-81, 130 games)

Field Goals Attempted

Game	32, Nikki Blue (2/1/03 at Washington)
	Rehema Stephens (12/28/91 vs. Virginia)
Season	647, Denise Curry (1980-81, 30 games)
Career	2,283 by Denise Curry (1978-81, 130 games)

Field Goal Percentage

Game	.917, Maylana Martin (11/29/95 vs. Texas Tech, 11-12)
Game (15+ Fgm)	.889, Denise Curry (1/16/79 vs. LSU, 16-18)
Season	.621, Denise Curry (1977-78, 30 games, 280-451)
Career	.607, Denise Curry (1978-81, 130 games, 1,386-2,283)

Three-Point Field Goals Made

Game	8, Michelle Greco (11/17/01 at Michigan State)
Season	70, Lisa Willis ('05-06, 32g; '04-05, 28g and '03-04, 30g)
Career	256, Lisa Willis (2003-06, 119 games)

Three-Point Field Goals Attempted

Game	14, Lisa Willis (11/18/05 at Baylor)
Season	194, Lisa Willis (2004-05, 28 games)
Career	710, Lisa Willis (2003-06, 119 games)

Free Throws Made

Game	15, Maylana Martin (3/15/99 vs. Kentucky, 15-15)
Season	154, Maylana Martin (1998-99, 31 games, 154-216)
Career	550, Maylana Martin (1997-00, 116 games, 550-797)

Free Throws Attempted

Game	20, Necie Thompson (2/18/83 vs. CS Fullerton, 11-20)
Season	218, Necie Thompson (1980-81, 36 games, 108-218)
Career	797, Maylana Martin (1999-00, 116 games, 550-797)

Free Throw Percentage

Game (min. 11 att.)	1.000
	Maylana Martin (3/15/99 v. Kentucky, 15-15)
	Thea Lemberger (11/11/13 at Pepperdine, 12-12)
	Noelle Quinn (2/27/04 v. Arizona State, 12-12)
	Michelle Greco (1/12/03 v. USC, 12-12)
	Lajahna Drummer (11/14/14 at James Madison, 11-11)
	Denise Curry (2/18/81 v. Long Beach State, 11-11)
Season	.919, Anne Dean (1984-85, 30 games, 68-74)
Career (min. 400 att.)	.818, Denise Curry (1978-81, 130 games, 426-521)

Consecutive FTs Made

Career	32, Michelle Greco (2002-03)
--------	------------------------------

Rebounds

Game	25, Denise Curry (3/10/78 vs. Long Beach State)
	25, Natalie Williams (2/20/94 vs. Arizona State)
Season	360, Denise Curry (1980-81, 36 games)
Career	1,310 by Denise Curry (1978-81, 130 games)

Rebound Average

Season	13.8, Natalie Williams (1991-92, 23g, 318 rbs.)
Career	12.8, Natalie Williams (1991-94, 89g, 1137 rbs.)

Assists

Game	16, Erica Gomez (1/5/99 at Arizona State)
Season	240, Mary Hegarty (1980-81, 36 games)
Career	697, Erica Gomez (1996, 98-00, 113 games)

Assist Average

Season	6.67, Erica Gomez (1996, 98-99, 34 games)
Career	6.2, Erica Gomez (1996, 98-00, 113 games)

Turnovers

Game	13, Mary Hegarty (2/6/81 vs. USC)
------	-----------------------------------

Blocked Shots

Game	7, Corrine Costa (4x, 2/8/14 at USC; 12/21/13 v. Auburn; 2/2/12 v. Washington; 12/29/11 vs. Cal)
Season	61, Corinne Costa (2014-15, 35 games)
Career	179, Corinne Costa (2010-15, 117 games)

Steals

Game	13, Sandra VanEmbricqs (2/12/87 vs. Arizona)
Season	125, Ann Meyers (1977-78, 29 games)
Career	403, Ann Meyers (1975-78, 97 games)

Most Times Fouled Out

Season	9, Dora Dome, 1986-87
Career	26, Dora Dome, 1984-88

Games Played

Season	37, Kari Korver, Monique Billings, Lajahna Drummer (2014-15)
Career	138, Atonye Nyingifa (2008-09, 2010-14)

Opponent Individual Single Game Bests

Points	49, Tina Thompson, USC (1/27/96)
FG Made	19, Tina Gunn, BYU (12/26/79); La Taunya Pollard, Long Beach St. (1/20/83); Penny Toler, Long Beach St. (12/3/87)
FG % (min. 10 made)	.875 (14-16), Carol Menken, Ore. St. (12/18/82)
FT Made (min. 15 made)	15, Courtney Vandersloot, Gonzaga (3/21/11); Pam Kelly, La. Tech (2/20/82)
FT % (min. 13 made)	1.000, (13-13) Tina Thompson, USC (1/27/96)
Rebounds	25, Jillian Alleyne, Oregon (1/31/15)
Assists	17, Courtney Vandersloot, Gonzaga (3/21/11)
Steals	11, Lisa Cline, Ohio State (12/30/88)
Blocked Shots	9, Tresa Spaulding, BYU (2/19/86)

UCLA's Team School Records

Games Won

Season	29, 1980-81 (29-7)
Pac-10	16, 2010-11 (16-2)

Win Streak

Season(s)	28, 1977-79 (2 seasons)
	21, 1977-78 (1 season)
Conference	17, 1976-79 (3 seasons)
Pauley Pavilion	36, 1974-79 (5 seasons)
Pac-10, Home Court	13, 2009-11 (2 seasons)

Winning Percentage

Season	.900, 1977-78 (27-3)
--------	----------------------

Most Points Scored, Game

UCLA	125 (vs. Oregon State, 12/11/76)
	125 (vs. Utah State, 12/20/71)
Both Teams	217 (vs. Arizona, 115-102, 1/13/91)
Opponent	118 (by Long Beach State, 1/22/85)

Most Points Scored, Half

UCLA	72 (vs. Arizona, 1/18/80, 2nd half)
Opponent	66 (by Long Beach State, 1/22/85, 1st half)

Most Points Scored, Season

UCLA	2,943 (1980-81, 36 games)
Opponent	2,550 (1980-81, 36 games)

Fewest Points Scored, Game

UCLA	36 (vs. USC, 2/17/08, 36-49; at Oregon State, 1/24/02, 77-36)
Opponent	13 (by UC Irvine, 1/9/75, 106-13)
Both Teams	76 (at Cal, 2/6/10, 44-32)
First Half	10 (at Oregon State, 1/24/02, 33-10)
Opponent First Half	4 (by UC Irvine, 1/9/75, 63-4)

Fewest Points Scored, Season

UCLA	1,712 (2001-02, 29 games)
Opponent	980 (1974-75, 24 games)

Victory Margin

Game	97 (vs. UC San Diego, 1/11/75, 117-20)
Season Avg.	37.5 (1974-75, 24 games)
By Opponent	53 (by Long Beach State, 1/22/85, 118-65)

Field Goals Made

Game	58 (vs. Oregon State, 12/11/76; Kansas State, 1/20/78)
Season	1,214 (1980-81, 36 games)
By Opponent	50 (by Long Beach State, 1/22/85)

Field Goals Attempted

Game	117 (vs. UC San Diego, 1/11/75)
Season	2,356 (1980-81, 36 games)
By Opponent	93 (by S.F. Austin, 3/18/78)
	93 (by Penn St., 12/29/78)

Field Goal Percentage

Game	.695 (41-59 at Washington State, 2/25/99)
Season	.515 (1980-81, 36 games, 1214-2356)
By Opponent	.655 (by Long Beach State, 1/22/85)

Three-Point Field Goals Made

Game	12 (vs. Hawaii; 11/19/09 and vs. Baylor, 12/19/02)
Season	161 (2005-06, 32 games)
By Opponent (game)	16 (by Stanford, 2/24/02)

Three-Point Field Goals Attempted

Game	27 (at Washington State, 1/6/02)
Season	479 (2014-15, 37 games)
By Opponent (game)	46 (by Sacramento State, 12/12/14)

Free Throws Made

Game	36 (vs. Arizona 1/13/91)
Season	642 (1998-99, 34 games, 642-905)
By Opponent (game)	34 (by Georgia, 12/6/02)

Free Throws Attempted

Game	46 (vs. Texas, 11/23/99)
Season	905 (1998-99, 34 games)
By Opponent (game)	52 (by California, 3/11/89)

Free Throw Percentage

Game	1.000 (10-10, vs. San Diego St., 3/6/81)
	1.000 (10-10, vs. Texas, 12/20/79)
Season	.717 (2004-05, 28 games, 383-534)
By Opponent	1.000, (20-20, by San Diego St., 2/2/82)

Rebounds

Game	75 (3/10/78 vs. Long Beach State at Stanford)
Season	1,502 (2014-15, 37 games)
Average	50.9 (1976-77, 23 games, 1170)
By Opponent (game)	64 (by Louisiana Tech, 1/4/84)
	64 (by Cal Poly Pomona, 2/13/79)

Assists

Game	38 (1/20/78 vs. Kansas State)
Season	722 (1980-81, 36 games)
Average	21.5 (1976-77, 23 games, 495)
By Opponent	34 (by Long Beach State, 1/22/85)
	34 (by Old Dominion, 1/6/81)

Turnovers

Game	38, three times (last at Arizona State, 1/16/97)
Season	812 (1981-82, 36 games)
Average	25.1 (1996-97, 27 games)
By Opponent	48, two times (last by UCSB, 3/10/77)

Blocked Shots

Game	13 (vs. California, 12/29/11)
Season	182 (2014-15, 37 games)
Average	3.3 (1976-77, 23 games)
By Opponent	12 (at Stanford, 2/2/08; by Long Beach State, 2/13/85; at St. John's, 12/16/12)

Steals

Game	25 (vs. Washington State, 1/5/03)
Season	436 (1980-81, 36 games)
Average	13.2 (2002-03, 29 games)
By Opponent	25 (by Vanderbilt, 11/26/95)

Highest Attendance

Home Game —	
Regular Season: 9,530 (1/23/99 vs. USC, Pauley Pavilion)	
Post-Season: 9,351 (3/25/78 vs. Maryland, Pauley Pavilion)	
Avg. Attendance: 3,713 (13 games - 48,267 fans) in 1999-2000	
Away Game —	
Reg. Season: 19,722 (12/21/99 vs. Tennessee, Thompson-Boling Arena)	
Reg. Season Pac-10: 9,749 at USC (2/10/07 vs. USC, Galen Center)	
Post-Season: 12,357 (3/21/04 vs. Minnesota, Williams Arena)	



A Pauley Pavilion record crowd of 9,530 watched as UCLA defeated USC in 1999

UCLA's Career Records

Games Played

1) Atonye Nyingifa (2008-09, '10-14)	138
2) Denise Curry (1978-81)	130
3) Erica Tukiainen (2007-10)	128
4) Rebekah Gardner (2009-12)	127
Doreena Campbell (2008-11)	127
Christina Nzekwe (2008-11)	127
7) Debbie Willie (1978-81)	125
Mariah Williams (2009-13)	125
9) Nina Earl (2008-11)	124
Moniquee Alexander (2007-10)	124

Points

1) Denise Curry (1978-81)	3,198
2) Maylana Martin (1997-00)	2,101
3) Rehema Stephens (1990-92)	1,887
4) Noelle Quinn (2004-07)	1,829
5) Natalie Williams (1991-94)	1,813
6) Nikki Blue (2003-06)	1,797
7) Anita Ortega (1976-79)	1,751
8) Michelle Greco (1999-03)	1,707
9) Ann Meyers (1975-78)	1,685
10) Lisa Willis (2003-06)	1,677
11) Dora Dome (1985-88)	1,589
12) Atonye Nyingifa (2008-09, '10-14)	1,570
13) Lindsey Pluimer (2005-08)	1,556
14) Necie Thompson (1981-83)	1,536
15) Anne Dean (1983-86)	1,364
16) Nirra Fields (2012-15)	1,346
17) Markel Walker (2009-13)	1,339
18) Doreena Campbell (2008-11)	1,283
19) Janae Hubbard (1997-00)	1,222
20) Amy Jalewalia (1991-94)	1,201

Rebounds

1) Denise Curry (1978-81)	1,310
2) Natalie Williams (1991-94)	1,137
3) Necie Thompson (1981-83)	940
4) Maylana Martin (1997-00)	935
5) Markel Walker (2010-13)	925
6) Atonye Nyingifa (2008-09, '10-14)	920
7) Ann Meyers (1975-78)	819
8) Sandra VanEmbricqs (1987-90)	811
9) Janae Hubbard (1997-00)	798
10) Noelle Quinn (2004-07)	794

Rebound Average (min. 50 games)

1) Natalie Williams (1991-94)	12.8
2) Necie Thompson (1981-83)	10.11
3) Denise Curry (1978-81)	10.08
4) Ann Meyers (1975-78)	8.4
5) Maylana Martin (1997-00)	8.1
6) Kisa Hughes (1994-96)	8.0
7) Sandra VanEmbricqs (1987-90)	7.9
8) Char Jones (1987-90)	7.63
9) Annette Keur (1984-85)	7.59
10) Markel Walker (2010-13)	7.52

Field Goals Made

1) Denise Curry (1978-81)	1,386
2) Maylana Martin (1997-00)	775
3) Rehema Stephens (1990-92)	747
4) Natalie Williams (1991-94)	745
5) Noelle Quinn (2004-07)	713
6) Anita Ortega (1976-79)	705
7) Ann Meyers (1975-78)	693
8) Dora Dome (1985-88)	669
9) Michelle Greco (1999-03)	635
10) Nikki Blue (2003-06)	616

Field Goal Attempts

1) Denise Curry (1978-81)	2,283
2) Rehema Stephens (1990-92)	1,807
3) Noelle Quinn (2004-07)	1,649
4) Anita Ortega (1976-79)	1,536
5) Nikki Blue (2003-06)	1,522
6) Dora Dome (1985-88)	1,495

7) Michelle Greco (1999-03)	1,487
8) Lisa Willis (2003-06)	1,443
9) Maylana Martin (1997-00)	1,422
10) Natalie Williams (1991-94)	1,411

Field Goal Percentage (Min. 4 Made/ G; 400 att.)

1) Denise Curry (1978-81)	.607
2) Kisa Hughes (1994-96)	.564
3) Necie Thompson (1981-83)	.549
4) Maylana Martin (1997-00)	.545
5) Annette Keur (1984-85)	.540
6) Natalie Williams (1991-94)	.528
7) Jasmine Dixon (2009-11, '12-13)	.517
8) Char Jones (1982-84)	.508
9) Ann Meyers (1975-78)	.500
10) Janae Hubbard (1997-99)	.499

Free Throws Made

1) Maylana Martin (1997-00)	550
2) Nikki Blue (2003-06)	455
3) Denise Curry (1978-81)	426
4) Atonye Nyingifa (2008-09, '10-14)	365
5) Necie Thompson (1981-83)	360
6) Anita Ortega (1976-79)	341
7) Michelle Greco (1999-03)	336
8) Rehema Stephens (1990-92)	326
9) Markel Walker (2009-13)	323
Natalie Williams (1991-94)	323

Free Throw Attempts

1) Maylana Martin (1997-00)	797
2) Necie Thompson (1981-83)	641
3) Nikki Blue (2003-06)	637
4) Atonye Nyingifa (2008-09, '10-14)	536
5) Anita Ortega (1976-79)	532
6) Denise Curry (1978-81)	521
7) Natalie Williams (1991-94)	511
8) Markel Walker (2009-13)	484
9) Sandra VanEmbricqs (1987-90)	442
10) Rehema Stephens (1990-92)	441

Free Throw % (min. one ft made/g)

1) Kari Korver (2012-13, 14-15)	.844
2) Denise Curry (1978-81)	.818
3) Rachelle Roulier (1988-91)	.816
4) Michelle Greco (1999-03)	.814
5) Doreena Campbell (2008-11)	.808
Lindsey Pluimer (2005-08)	.808
7) Anne Dean (1983-86)	.788
8) Jaime Brown (1985-88)	.786
9) Ann Meyers (1975-78)	.785
10) Kristi Moore (1986-87)	.783

Assists

1) Erica Gomez (1996, 1998-00)	697
2) Nikki Blue (2003-06)	602
3) Ann Meyers (1975-78)	544
4) Mary Hegarty (1981-84)	528
5) Nicole Anderson (1990-93)	470
6) Markel Walker (2009-13)	467
7) Dianne Frierson (1977-80)	454
8) Noelle Quinn (2004-07)	450
9) Doreena Campbell (2008-11)	415
10) Angel Hardy (1982-85)	412

Blocked Shots

1) Corinne Costa (2010-15)	179
2) Ann Meyers (1975-78)	101
Necie Thompson (1981-84)	101
4) Natalie Williams (1991-94)	97
5) Maylana Martin (1997-00)	96
6) Sandra VanEmbricqs (1987-90)	95
7) Lindsey Pluimer (2005-08)	93
8) Lynn Kamrath (1989-92)	83
9) Denise Curry (1978-81)	74
10) Chinyere Ibekwe (2006-09)	68

Steals

1) Ann Meyers (1975-78)	403
2) Lisa Willis (2003-06)	372
3) Nikki Blue (2003-06)	325
4) Michelle Greco (1999-03)	288
5) Nicole Anderson (1990-93)	274
6) Markel Walker (2009-13)	262
7) Sandra VanEmbricqs (1987-90)	258
8) Tawana Grimes (1995-98)	256
9) Anita Ortega (1976-79)	240
10) Maylana Martin (1997-00)	237

Double-Digit Scoring Games

1) Denise Curry (1977-81)	130
2) Maylana Martin (1997-00)	108
3) Anita Ortega (1975-79)	91
4) Lindsey Pluimer (2005-08)	90
Noelle Quinn (2004-07)	90
6) Nikki Blue (2003-06)	89
7) Lisa Willis (2003-06)	87
8) Rehema Stephens (1989-92)	85
9) Ann Meyers (1974-78)	84
10) Natalie Williams (1990-94)	82

20-Plus Points Scoring Games

1) Denise Curry (1977-81)	94
2) Rehema Stephens (1989-92)	50
3) Natalie Williams (1990-94)	49
4) Maylana Martin (1997-00)	46
5) Noelle Quinn (2004-07)	38
6) Ann Meyers (1974-78)	36
7) Michelle Greco (1999-03)	35
8) Anita Ortega (1975-79)	34
9) Nikki Blue (2003-06)	30
10) Nirra Fields (2012-15)	26

Three-Point Shot Attempts

1) Lisa Willis (2003-06)	710
2) Thea Lemberger (2010-14)	388
3) DeDe Mosman (1989-92)	361
4) Nirra Fields (2012-15)	359
5) Michelle Greco (1999-03)	325
6) Nikki Blue (2003-06)	321
7) Rebekah Gardner (2009-12)	301
8) Kari Korver (2012-13, 14-15)	289
9) Whitney Jones (2000-04)	288
10) Melanie Pearson (1997-99)	287

Three-Point Shots Made

1) Lisa Willis (2003-06)	256
2) DeDe Mosman (1989-92)	136
3) Thea Lemberger (2010-14)	117
4) Melanie Pearson (1997-99)	115
5) Nikki Blue (2003-06)	114
6) Kari Korver (2012-13, 14-15)	112
7) Nirra Fields (2012-15)	108
8) Erica Tukiainen (2007-10)	103
9) Michelle Greco (1999-03)	101
10) Rebekah Gardner (2009-12)	92

Three-Pt. Field Goal % (min. 100 att.)

1) Melanie Pearson (1997-99; 115-287)	.401
2) Shaina Zaidi (2004-07; 45-114)	.395
3) Erica Tukiainen (2007-10; 103-265)	.389
4) Kari Korver (2012-13, 14-15)	.388
5) DeDe Mosman (1989-92; 136-361)	.377
6) Lisa Willis (2003-06; 256-710)	.361
7) Doreena Campbell (2008-11; 85-236)	.360
8) Nicole Kaczmarzski (2000; 36-101)	.356
9) Nikki Blue (2003-06; 114-321)	.355
10) Lindsey Pluimer (2005-08; 84-238)	.353
Allison Arredondo (1993-96; 67-190)	.353

UCLA's Single-Season Leaders

Points

1) Denise Curry (36g, 1980-81)	930
2) Denise Curry (30g, 1979-80)	855
3) Denise Curry (34g, 1978-79)	803
4) Rehema Stephens (28g, 1990-91)	709
5) Denise Curry (30g, 1977-78)	610
6) Rehema Stephens (30g, 1991-92)	595
7) Dora Dome (30g, 1987-88)	592
8) Rehema Stephens (29g, 1989-90)	583
9) Noelle Quinn (32g, 2005-06)	580
10) Lisa Willis (32g, 2005-06)	570
11) Maylana Martin (31g, 1998-99)	565
Atonye Nyingifa (31g, 2013-14)	565
13) Natalie Williams (24g, 1993-94)	561
14) Necie Thompson (28g, 1981-82)	558
15) Noelle Quinn (32g, 2006-07)	549
Michelle Greco (29g, 2002-03)	549
17) Anita Ortega (34g, 1978-79)	548
18) Maylana Martin (29g, 1997-98)	546
Nirra Fields (31g, 2013-14)	546
20) Nirra Fields (36g, 2014-15)	541

Rebounds

1) Denise Curry (36g, 1980-81)	360
2) Denise Curry (34g, 1978-79)	340
3) Denise Curry (30g, 1979-80)	337
4) Necie Thompson (29g, 1982-83)	328
5) Natalie Williams (23g, 1991-92)	318
6) Necie Thompson (36g, 1980-81)	314
Natalie Williams (24g, 1993-94)	314
8) Natalie Williams (23g, 1992-93)	310
9) Necie Thompson (28g, 1981-82)	298
10) Maylana Martin (31g, 1998-99)	292
11) Kisa Hughes (27g, 1994-95)	280
12) Ann Meyers (29g, 1977-78)	278
Sandra VanEmbricqs (29g, 1989-90)	278
14) Denise Curry (30g, 1977-78)	273
15) Janae Hubbard (34g, 1998-99)	268

Field Goals Made

1) Denise Curry (36g, 1980-81)	390
2) Denise Curry (30g, 1979-80)	361
3) Denise Curry (34g, 1978-79)	355
4) Denise Curry (30g, 1977-78)	280
5) Rehema Stephens (28g, 1989-90)	273
6) Dora Dome (30g, 1987-88)	252
7) Natalie Williams (24g, 1993-94)	243
8) Rehema Stephens (29g, 1989-90)	238
9) Rehema Stephens (30g, 1991-92)	236
10) Noelle Quinn (32g, 2005-06)	228

Field Goal Attempts

1) Denise Curry (36g, 1980-81)	647
2) Rehema Stephens (28g, 1990-92)	617
3) Denise Curry (30g, 1979-80)	599
4) Rehema Stephens (29g, 1989-90)	596
5) Rehema Stephens (30g, 1991-92)	594
6) Denise Curry (34g, 1978-79)	586
7) Michelle Greco (27g, 2000-01)	554
8) Nirra Fields (36g, 2014-15)	547
9) Dora Dome (30g, 1987-88)	512
10) Noelle Quinn (32g, 2006-07)	507

Field Goal Percentage

1) Denise Curry (30g, 1977-78)	.621
2) Denise Curry (34g, 1978-79)	.606
3) Denise Curry (36g, 1980-81)	.603
4) Denise Curry (30g, 1979-80)	.603
5) Kisa Hughes (27g, 1995-96)	.577
6) Natalie Williams (24g, 1993-94)	.570
7) Kisa Hughes (27g, 1994-95)	.567
8) Necie Thompson (28g, 1981-82)	.564
9) Marja VanHelvoort (29g, 1983-84)	.562

10) Natalie Williams (23g, 1991-92)	.560
-------------------------------------	------

Free Throws Made

1) Maylana Martin (31g, 1998-99)	154
2) Atonye Nyingifa (28g, 2013-14)	152
3) Denise Curry (36g, 1980-81)	150
4) Maylana Martin (27g, 1996-97)	142
5) Nikki Blue (27g, 2004-05)	136
6) Maylana Martin (29g, 1997-98)	134
7) Denise Curry (30g, 1979-80)	133
8) Necie Thompson (28g, 1981-82)	128
9) Necie Thompson (29g, 1982-83)	124
10) Nikki Blue (30g, 2003-04)	121

Free Throw Attempts

1) Atonye Nyingifa (28g, 2013-14)	233
2) Necie Thompson (36g, 1980-81)	218
3) Necie Thompson (28g, 1981-82)	217
4) Maylana Martin (31g, 1998-99)	216
5) Necie Thompson (29g, 1982-83)	206
6) Maylana Martin (29g, 1999-00)	205
7) Denise Curry (30g, 1980-81)	192
8) Maylana Martin (27g, 1996-97)	190
9) Nikki Blue (27g, 2004-05)	189
10) Maylana Martin (29g, 1997-98)	186

Free Throw % (min. one ft made/g)

1) Anne Dean ('84-85, 68-74)	.919
2) Denise Curry ('79-80, 133-149)	.893
3) Jaime Brown ('87-88, 41-46)	.891
4) Doreena Campbell ('09-10, 76-86)	.884
5) Michelle Greco ('00-01, 77-89)	.865
6) Michelle Greco ('99-00, 38-44)	.864
7) Mary Hegarty ('81-82, 36-42)	.857
8) Nicole Kaczmariski ('99-00, 58-69)	.841
Rachelle Roulier ('87-88, 58-69)	.841
10) Lindsey Pluimer ('05-08, 81-97)	.835

Assists

1) Mary Hegarty (36g, 1980-81)	240
2) Erica Gomez (34g, 1998-99)	227
3) Nikki Blue (32g, 2005-06)	189
4) Markel Walker (31g, 2012-13)	187
5) Noelle Quinn (32g, 2006-07)	184
6) Ann Meyers (29g, 1977-78)	182
7) Angel Hardy (30g, 1984-85)	181
8) Erica Gomez (27g, 1995-96)	176
9) Erica Gomez (29g, 1997-98)	170
10) Nikki Blue (27g, 2004-05)	162

Blocked Shots

1) Corinne Costa (34g, 2014-15)	61
2) Necie Thompson (36g, 1980-81)	53
3) Corinne Costa (21g, 2013-14)	52
4) Corinne Costa (29g, 2011-12)	50
Monique Billings (37g, 2014-15)	50
6) Kristee Porter (22g, 2000-01)	39
7) Maylana Martin (29g, 1999-00)	38
8) Lindsey Pluimer (31g, 2005-08)	33
Annette Keur (29g, 1983-84)	33
Lynn Kamrath (29g, 1991-92)	33
Natalie Williams (23g, 1992-93)	33

Steals

1) Ann Meyers (29g, 1977-78)	125
2) Ann Meyers (23g, 1974-75)	119
3) Lisa Willis (32g, 2005-06)	115
4) Lisa Willis (28g, 2004-05)	102
5) Lisa Willis (30g, 2003-04)	100
Nicole Anderson (27g, 1992-93)	100
7) Detra Lockhart (27g, 1993-94)	97
8) Nikki Blue (27g, 2004-05)	91
Mary Hegarty (36g, 1980-81)	91

10) Nikki Blue (30g, 2003-04)	89
Sandra VanEmbricqs (29g, 1989-90)	89

Three-Point Shot Attempts

1) Lisa Willis (28g, 2004-05)	194
2) Lisa Willis (32g, 2005-06)	193
3) Lisa Willis (30g, 2003-04)	189
4) Kari Korver (37g, 2014-15)	179
5) Michelle Greco (27g, 2000-01)	171
6) Nirra Fields (31g, 2013-14)	165
7) Thea Lemberger (29g, 2013-14)	155
8) Michelle Palmisano (27g, 1992-93)	146
9) Nirra Fields (36g, 2014-15)	136
10) Thea Lemberger (30g, 2011-12)	135

Three-Point Shots Made

1) Kari Korver (37g, 2014-15)	74
2) Lisa Willis (32g, 2005-06)	70
Lisa Willis (28g, 2004-05)	70
Lisa Willis (30g, 2003-04)	70
5) Nirra Fields (31g, 2013-14)	50
Michelle Greco (27g, 2000-01)	50
7) Erica Tukiainen (34g, 2009-10)	49
Thea Lemberger (29g, 2013-14)	49
Melanie Pearson (29g, 1997-98)	49
10) DeDe Mosman (31g, 1991-92)	48
Michelle Palmisano (27g, 1992-93)	48

Three-Pt. Field Goal % (min. 50 att.)

1) Kellie Bennett ('94-95, 24-51)	.471
2) Melanie Pearson ('97-98, 49-109)	.450
3) Doreena Campbell ('07-08, 23-53)	.434
4) Erica Tukiainen ('09-10, 49-114)	.430
5) Melanie Pearson ('96-97, 26-62)	.419
6) Nikki Blue ('05-06, 38-91)	.418
7) Kari Korver ('14-15, 73-176)	.413
8) Doreena Campbell ('09-10, 26-64)	.406
9) Shaina Zaidi ('06-07, 38-94)	.404
DeDe Mosman ('89-90, 36-89)	.404



UCLA's Top Single-Season Team Performances

Wins

1) 1980-81	29
2) 2010-11	28
3) 1977-78	27
4) 2012-13	26
1998-99	26
6) 2009-10	25
7) 1978-79	24
8) 2005-06	21
1991-92	21
10) 1997-98	20
1984-85	20
1976-77	20

Winning Percentage

1) 1977-78	.900 (27-3)
2) 1976-77	.870 (20-3)
3) 2010-11	.848 (28-5)
4) 1975-76	.826 (19-4)
5) 1974-75	.818 (18-4)
6) 1980-81	.806 (29-7)
7) 2012-13	.765 (26-8)

Conference Wins

1) 2010-11	16
2) 2009-10	15
1998-99	15
4) 2012-13	14
1997-98	14
6) 2005-06	12
2002-03	12
1999-00	12
1991-92	12
1989-90	12
1987-88	12
1975-76	12

Conference Winning Percentage

1) 1977-78	1.000 (8-0)
2) 1975-76	.923 (12-1)
3) 1974-75	.900 (9-1)
4) 2010-11	.889 (16-2)
5) 1976-77	.875 (7-1)
1978-79	.875 (7-1)

Points Scored

1) 1980-81	2,943
2) 1998-99	2,896
3) 1977-78	2,885
4) 1978-79	2,807
5) 1979-80	2,477
6) 2005-06	2,475
7) 1991-92	2,472
8) 2014-15	2,446
9) 1997-98	2,317
10) 2009-10	2,307

Scoring Average Per Game

1) 1977-78	96.2
2) 1976-77	87.7
3) 1998-99	85.2
4) 1979-80	82.6
1978-79	82.6
6) 1975-76	82.5
7) 1980-81	81.8
8) 1990-91	80.5
9) 1997-98	79.9
10) 1991-92	79.7

Field Goals Made

1) 1977-78	1,216
2) 1980-81	1,214
3) 1978-79	1,194
4) 1998-99	1,081
5) 1979-80	1,036
6) 1991-92	962
7) 2005-06	943
8) 1983-84	916
9) 1982-83	908
10) 2014-15	906
1981-82	906

Field Goals Attempted

1) 1978-79	2,455
2) 1977-78	2,404
3) 1980-81	2,356

4) 1998-99	2,272
5) 2014-15	2,268

Field Goal Percentage

1) 1980-81	.515
2) 1977-78	.506
3) 1983-84	.491
4) 1978-79	.486
5) 1979-80	.481
6) 1998-99	.476
7) 1997-98	.475
8) 1981-82	.463
9) 1976-77	.457
10) 2005-06	.455

Free Throws Made

1) 1998-99	642
2) 1980-81	515
3) 1997-98	492
4) 1991-92	490
5) 2014-15	474
6) 1990-91	457
7) 1999-00	453
1977-78	453
9) 1988-89	449
10) 1987-88	447

Free Throw Attempts

1) 1998-99	905
2) 1980-81	810
3) 1997-98	737
4) 1991-92	730
5) 2014-15	720

Free Throw Percentage

1) 2004-05	.717
2) 2002-03	.716
3) 1978-79	.713
4) 1998-99	.709
1979-80	.709
6) 2003-04	.707
7) 1992-93	.703
8) 2014-15	.690
1990-91	.690
10) 1976-77	.682

Three-Point FG Made

1) 2005-06	161
2) 2014-15	160
3) 2003-04	150
4) 2004-05	148
5) 2002-03	147
6) 2006-07	131
7) 2009-10	126
8) 2013-14	121
9) 2011-12	107
2008-09	107

Three-Point FG Attempted

1) 2014-15	479
2) 2002-03	468
3) 2003-04	449
4) 2005-06	440
5) 2004-05	435
6) 2013-14	397
7) 2011-12	369
8) 2001-02	367
9) 2009-10	366
10) 2006-07	365

Three-Point FG Percentage

1) 1990-91	.391
2) 2005-06	.366
3) 2006-07	.359
4) 1993-94	.357
5) 1997-98	.354
6) 1992-93	.352
7) 2009-10	.344
8) 2004-05	.340
9) 2008-09	.336
10) 2014-15	.334
2003-04	.334

Rebounds

1) 2014-15	1,502
2) 1980-81	1,499
3) 1998-99	1,473

4) 1977-78	1,471
5) 2012-13	1,460
6) 1991-92	1,432
7) 1978-79	1,424
8) 1984-85	1,339
9) 2009-10	1,332
10) 1979-80	1,325

Assists

1) 1980-81	722
2) 1978-79	636
3) 1977-78	621
4) 1979-80	589
5) 1998-99	565
6) 2012-13	556
7) 2005-06	555
8) 1981-82	518
9) 1983-84	515
10) 1984-85	502

Blocked Shots

1) 2014-15	182
2) 2013-14	117
3) 1980-81	108
4) 2009-10	107
5) 2012-13	103
2011-12	103
7) 2007-08	102
8) 1991-92	100
9) 2005-06	94
1978-79	94

Steals

1) 1974-75	628
2) 1976-77	522
3) 1975-76	464
4) 1998-99	435
1980-81	435
6) 2010-11	420
7) 1977-78	408
8) 2002-03	383
9) 2003-04	369
10) 2009-10	362

Low Opponent Scoring Avg.

1) 2010-11	55.3
2) 2009-10	57.5
3) 1976-77	59.7
4) 1975-76	60.0
5) 2008-09	61.6
6) 2011-12	62.8
7) 2013-14	63.7
8) 2003-04	63.8
9) 2014-15	66.1
10) 2007-08	66.3

Low Opponent FG Percentage

1) 1976-77	.355
2) 2012-13	.365
3) 2009-10	.371
4) 1975-76	.372
5) 2007-08	.382
6) 2014-15	.384
7) 2010-11	.385
8) 2011-12	.394
9) 1977-78	.395
10) 2004-05	.400
1998-99	.400

Freshman Single-Season Leaders

Points

1) Denise Curry (30g, 1977-78)	610
2) Necie Thompson (36g, 1980-81)	514
3) Maylana Martin (27g, 1996-97)	484
4) Nikki Blue (29g, 2002-03)	481
5) Annette Keur (29g, 1983-84)	453

Scoring Average

1) Denise Curry (30g, 1977-78)	20.3
2) Ann Meyers (23g, 1974-75)	18.3
3) Maylana Martin (27g, 1996-97)	17.9
4) Nikki Blue (29g, 2002-03)	16.6
5) Noelle Quinn (27g, 2003-04)	15.9
6) Annette Keur (29g, 1983-84)	15.6
7) Necie Thompson (36g, 1980-81)	14.3
Anita Ortega (23g, 1975-76)	14.3
9) Natalie Williams (19g, 1990-91)	14.2
10) Molly Tideback (27g, 1988-89)	12.8

Rebounds

1) Necie Thompson (36g, 1980-81)	314
2) Denise Curry (30g, 1977-78)	273
3) Markel Walker (34g, 2009-10)	255
4) Char Jones (30g, 1981-82)	234
5) Annette Keur (29g, 1983-84)	220

Rebound Average

1) Natalie Williams (19g, 1990-91)	10.3
2) Denise Curry (30g, 1977-78)	9.1
3) Necie Thompson (36g, 1980-81)	8.7
4) Ann Meyers (29g, 1982-83)	8.3
5) Char Jones (30g, 1981-82)	7.8
6) Noelle Quinn (27g, 2003-04)	7.7
7) Annette Keur (29g, 1983-84)	7.6
8) Markel Walker (34g, 2009-10)	7.5
9) Jeanne Beauprey (23g, 1979-80)	7.4
10) Maylana Martin (27g, 1996-97)	6.5

Field Goals Made

1) Denise Curry (30g, 1977-78)	280
2) Necie Thompson (36g, 1980-81)	203
3) Annette Keur (29g, 1983-84)	201
4) Ann Meyers (23g, 1974-75)	183
5) Nikki Blue (29g, 2002-03)	181

Field Goal Attempts

1) Denise Curry (30g, 1977-78)	451
2) Nikki Blue (29g, 2002-03)	447
3) Noelle Quinn (27g, 2003-04)	395
4) Jordin Canada (34g, 2014-15)	375
5) Annette Keur (29g, 1983-84)	363

Field Goal Percentage (min. of 50 made)

1) Denise Curry (1977-78, 280-451)	.621
2) Necie Thompson (1980-81, 203-360)	.564
3) Maylana Martin (1996-97, 171-306)	.559
4) Annette Keur (1983-84, 201-363)	.554
5) Shari Biggs (1983-84, 70-132)	.530

Free Throws Made

1) Maylana Martin (27g, 1996-97)	142
2) Jordin Canada (34g, 2014-15)	117
3) Necie Thompson (36g, 1980-81)	108
4) Nikki Blue (29g, 2002-03)	95
5) Molly Tideback (27g, 1988-89)	84

Free Throw Attempts

1) Necie Thompson (36g, 1980-81)	218
2) Maylana Martin (27g, 1996-97)	190
3) Jordin Canada (34g, 2014-15)	151
4) Nikki Blue (29g, 2002-03)	135
5) Erica Gomez (27g, 1995-96)	123

Free Throw Percentage (Min. 30 made)

1) Nicole Kaczmariski (1999-00, 58-69)	.841
Rachelle Roulrier (1987-88, 58-69)	.841
3) Dianne Frierson (1976-77, 39-49)	.796
4) Mary Hegarty (1980-81, 52-67)	.776
5) Jordin Canada (2014-15, 117-151)	.775

Assists

1) Mary Hegarty (36g, 1980-81)	240
2) Erica Gomez (27g, 1995-96)	176
3) Jordin Canada (34g, 2014-15)	148
4) Ann Meyers (23g, 1974-75)	125
5) Michelle McCoy (28g, 1982-83)	104

Blocked Shots

1) Necie Thompson (36g, 1980-81)	53
2) Monique Billings (37g, 2014-15)	50
3) Annette Keur (29g, 1983-84)	33
4) Ann Meyers (23g, 1974-75)	25
5) Molly Tideback (27g, 1988-89)	24

Steals

1) Ann Meyers (23g, 1974-75)	119
2) Mary Hegarty (36g, 1980-81)	91
3) Nikki Blue (29g, 2002-03)	78
4) Dietra Hanible (30g, 1979-80)	74
5) Michelle Greco (34g, 1998-99)	73

Three-Point Shot Attempts

1) Michelle Palmisano (27g, 1992-93)	146
2) Lisa Willis (29g, 2002-03)	134
3) Kari Korver (34g, 2012-13)	110
4) Erica Gomez (27g, 1995-96)	104
5) Nicole Kaczmariski (29g, 1999-00)	101

Three-Point Shots Made

1) Michelle Palmisano (27g, 1992-93)	48
2) Lisa Willis (29g, 2002-03)	46
3) Kari Korver (34g, 2012-13)	38
4) Nicole Kaczmariski (29g, 1999-00)	36
5) Erica Gomez (27g, 1995-96)	28

Three-Pt. Field Goal % (Min. 12 made)

1) Allison Arredondo (1992-93, 12-23)	.522
2) Doreena Campbell (2007-08, 23-53)	.434
3) Melanie Pearson (1996-97, 26-62)	.419
4) Nicole Kaczmariski (1999-00, 36-101)	.356
5) Whitney Jones (2000-01, 21-59)	.355

Games Played

1) Monique Billings (2014-15)	37
Lajahna Drummer (2014-15)	37
3) Kelli Hayes (2014-15)	36
Mary Hegarty (1980-81)	36
Necie Thompson (1980-81)	36
Deborah Thurston (1980-81)	36

Single-Game Points Scored

1) Nikki Blue (2/1/03 at Washington)	35
2) Maylana Martin (3/6/97 v. Washington)	33
3) Maylana Martin (11/29/96 v. Texas Tech)	32
4) Jordin Canada (4/4/15 at West Virginia)	31
Noelle Quinn (2/12/04 v. Arizona)	31
6) Nikki Blue (1/16/03 at Arizona State)	30
Nikki Blue (3/8/03 v. Oregon, at San Jose)	30
Maylana Martin (1/16/97 at Arizona State)	30
Maylana Martin (1/12/97 v. California)	30
Denise Curry (2/16/78 at CS Fullerton)	30
Denise Curry (12/20/77 v. Utah State)	30

Class Single-Season Records

Freshman

Points

1) Denise Curry (30g, 1977-78)	610
2) Necie Thompson (36g, 1980-81)	514
3) Maylana Martin (27g, 1996-97)	484
4) Nikki Blue (29g, 2002-03)	481
5) Annette Keur (29g, 1983-84)	453
6) Noelle Quinn (27g, 2003-04)	430
7) Ann Meyers (23g, 1974-75)	422
8) Jordin Canada (34g, 2014-15)	402
9) Markel Walker (34g, 2009-10)	366
10) Molly Tideback (27g, 1988-89)	346

Rebounds

1) Necie Thompson (36g, 1980-81)	314
2) Denise Curry (30g, 1977-78)	273
3) Markel Walker (34g, 2009-10)	255
4) Char Jones (30g, 1981-82)	234
5) Annette Keur (29g, 1983-84)	220
6) Jeanne Beauprey (29g, 1979-80)	215
7) Noelle Quinn (27g, 2003-04)	207
8) Natalie Williams (19g, 1990-91)	195
9) Ann Meyers (23g, 1974-75)	191
10) Lindsey Pluimer (28g, 2004-05)	180

Assists

1) Mary Hegarty (36g, 1980-81)	240
2) Erica Gomez (27g, 1995-96)	176
3) Jordin Canada (34g, 2014-15)	148
4) Ann Meyers (23g, 1974-75)	125
5) Michelle McCoy (28g, 1982-83)	104
6) Nikki Blue (29g, 2002-03)	103
7) Doreena Campbell (30g, 2007-08)	101
8) Dietra Hanible (30g, 1979-80)	97
9) Michelle Greco (34g, 1998-99)	94
10) Markel Walker (34g, 2009-10)	88

Blocked Shots

1) Necie Thompson (36g, 1980-81)	53
2) Monique Billings (37g, 2014-15)	50
3) Annette Keur (29g, 1983-84)	33
4) Ann Meyers (23g, 1974-75)	25
5) Molly Tideback (27g, 1988-89)	24
6) Cyd Crampton (23g, 1976-77)	21
7) Carly Funicello (27g, 1996-97)	20
8) Regina Rogers (31g, 2007-08)	19
9) Sandra VanEmbricqs (16g, 1986-87)	19
10) Char Jones (30g, 1981-82)	19

Steals

1) Ann Meyers (23g, 1974-75)	119
2) Mary Hegarty (36g, 1980-81)	91
3) Nikki Blue (29g, 2002-03)	78
4) Dietra Hanible (30g, 1979-80)	74
5) Michelle Greco (34g, 1998-99)	73
6) Jordin Canada (34g, 2014-15)	69
7) Markel Walker (g, 2009-10)	68
8) Erica Gomez (27g, 1995-96)	68
9) Maylana Martin (27g, 1996-97)	64
10) Necie Thompson (36g, 1980-81)	62
11) Nancy Jackson (24g, 1974-75)	62



Necie Thompson

Sophomore

Points

1) Denise Curry (34g, 1978-79)	803
2) Rehema Stephens (29g, 1989-90)	583
3) Necie Thompson (28g, 1981-82)	558
4) Nirra Fields (31g, 2013-14)	546
5) Maylana Martin (29g, 1997-98)	546
6) Natalie Williams (23g, 1991-92)	495
7) LaCresha Flannigan (34g, 1998-99)	478
8) Nikki Blue (30g, 2003-04)	457
9) Debbie Willie (34g, 1978-79)	456
10) Lisa Willis (30g, 2003-04)	428

Rebounds

1) Denise Curry (34g, 1978-79)	340
2) Natalie Williams (23g, 1991-92)	318
3) Necie Thompson (28g, 1981-82)	298
4) Char Jones (29g, 1982-83)	228
5) Annette Keur (29g, 1984-85)	220
6) Sandra VanEmbricqs (30g, 1987-88)	218
7) Jasmine Dixon (27g, 2009-10)	216
8) Maylana Martin (29g, 1997-98)	216
9) Chinyere Ibekwe (32g, 2006-07)	212
10) Sue Mead (28g, 1985-86)	212

Assists

1) Erica Gomez (29g, 1997-98)	170
2) Nikki Blue (30g, 2003-04)	148
3) Mary Hegarty (30g, 1981-82)	133
4) Dianne Frierson (30g, 1977-78)	132
5) Natalie Nakase (29g, 2000-01)	129
6) Ann Meyers (23g, 1975-76)	128
7) Doreena Campbell (30g, 2008-09)	112
8) Markel Walker (33g, 2010-11)	105
9) Tawana Grimes (27g, 1995-96)	99
10) Debbie Willie (34g, 1978-79)	99

Blocked Shots

1) Corinne Costa (29g, 2011-12)	50
2) Kristee Porter (22g, 2000-01)	39
3) Natalie Williams (23g, 1991-92)	29
4) Sandra VanEmbricqs (30g, 1987-88)	29
5) Rebekah Gardner (34g, 2009-10)	25
6) Denise Curry (34g, 1978-79)	25
7) Chinyere Ibekwe (32g, 2006-07)	24
8) Maylana Martin (29g, 1997-98)	23
9) Annette Keur (29g, 1984-85)	23
10) Kacy Swain (33g, 2012-13)	21
11) Necie Thompson (28g, 1981-82)	21

Steals

1) Lisa Willis (30g, 2003-04)	100
2) Nikki Blue (30g, 2003-04)	89
3) Ann Meyers (23g, 1975-76)	82
4) Karen Nash (24g, 1974-75)	80
5) Tawana Grimes (27g, 1995-96)	77
6) Venita Griffey (15g, 1974-75)	71
7) Erica Gomez (29g, 1997-98)	68
8) Nirra Fields (31g, 2013-14)	67
9) Tierra Henderson (32g, 2006-07)	67
10) Natalie Williams (23g, 1991-92)	65



Kristee Porter

Junior

Points

1) Denise Curry (30g, 1979-80)	855
2) Rehema Stephens (28g, 1990-91)	709
3) Noelle Quinn (32g, 2005-06)	580
4) Maylana Martin (31g, 1998-99)	565
5) Nirra Fields (36g, 2014-15)	541
6) Michelle Greco (27g, 2000-01)	537
7) Anita Ortega (29g, 1977-78)	535
8) Lindsey Pluimer (32g, 2006-07)	495
9) Natalie Williams (23g, 1992-93)	488
10) Dora Dome (28g, 1986-87)	468

Rebounds

1) Denise Curry (30g, 1979-80)	337
2) Necie Thompson (29g, 1982-83)	328
3) Natalie Williams (23g, 1992-93)	310
4) Maylana Martin (31g, 1998-99)	292
5) Kisa Hughes (27g, 1994-95)	280
6) Janae Hubbard (34g, 1998-99)	268
7) Noelle Quinn (32g, 2005-06)	263
8) Markel Walker (23g, 2011-12)	252
9) Denise Corlett (33g, 1978-79)	244
10) Atonye Nyingifa (34g, 2012-13)	243

Assists

1) Erica Gomez (34g, 1998-99)	227
2) Nikki Blue (27g, 2004-05)	162
3) Natalie Nakase (29g, 2001-02)	148
4) Nicole Anderson (30g, 1991-92)	140
5) Teiko Nishi (30g, 1987-88)	128
6) Kristi Moore (28g, 1985-86)	124
7) Noelle Quinn (32g, 2005-06)	123
8) Tawana Grimes (27g, 1996-97)	122
9) Dianne Frierson (34g, 1978-79)	113
10) Ann Meyers (22g, 1976-77)	109

Blocked Shots

1) Corinne Costa (21g, 2013-14)	52
2) Natalie Williams (23g, 1992-93)	33
3) Annette Keur (29g, 1983-84)	33
4) Ann Meyers (22g, 1976-77)	29
5) Lindsey Pluimer (32g, 2006-07)	27
6) Necie Thompson (29g, 1982-83)	27
7) Lynn Kamrath (28g, 1990-91)	26
8) Noelle Quinn (32g, 2005-06)	25
9) Maylana Martin (31g, 1998-99)	23
10) Luiana Livulo (31g, 2013-14)	21
11) Malika Leatham (29g, 2000-01)	21

Steals

1) Lisa Willis (28g, 2004-05)	102
2) Nikki Blue (27g, 2004-05)	91
3) Nirra Fields (36g, 2014-15)	81
4) Nicole Anderson (30g, 1991-92)	78
5) Sandra VanEmbricqs (28g, 1988-89)	78
6) Ann Meyers (22g, 1976-77)	77
7) Jasmine Dixon (31g, 2010-11)	74
8) Maylana Martin (31g, 1998-99)	74
9) Aisha Veasley (27g, 1996-97)	73
10) Tawana Grimes (27g, 1996-97)	67



Natalie Nakase

Senior

Points

1) Denise Curry (36g, 1980-81)	930
2) Rehema Stephens (30g, 1991-92)	595
3) Dora Dome (30g, 1987-88)	592
4) Lisa Willis (32g, 2005-06)	570
5) Atonye Nyingifa (31g, 2013-14)	565
6) Natalie Williams (24g, 1993-94)	561
7) Noelle Quinn (32g, 2006-07)	549
8) Michelle Greco (29g, 2002-03)	549
9) Anita Ortega (34g, 1978-79)	548
10) Ann Meyers (29g, 1977-78)	538

Rebounds

1) Denise Curry (36g, 1980-81)	360
2) Natalie Williams (24g, 1993-94)	314
3) Sandra VanEmbricqs (29g, 1989-90)	278
4) Ann Meyers (29g, 1977-78)	278
5) Atonye Nyingifa (31g, 2013-14)	266
6) Jackie Joyner (29g, 1984-85)	264
7) Alyssia Brewer (33g, 2012-13)	255
8) Maylana Martin (29g, 1999-00)	252
9) Dora Dome (30g, 1987-88)	242
10) Markel Walker (33g, 2012-13)	239

Assists

1) Nikki Blue (32g, 2005-06)	189
2) Markel Walker (33g, 2012-13)	187
3) Noelle Quinn (32g, 2006-07)	184
4) Ann Meyers (29g, 1977-78)	182
5) Angel Hardy (30g, 1984-85)	181
6) Nicole Anderson (27g, 1992-93)	136
7) Detra Lockhart (27g, 1993-94)	135
8) Denise Curry (36g, 1980-81)	133
9) Anita Ortega (34g, 1978-79)	130
10) Dianne Frierson (30g, 1979-80)	126

Blocked Shots

1) Corinne Costa (35g, 2014-14)	61
2) Maylana Martin (29g, 1999-00)	38
3) Lindsey Pluimer (31g, 2007-08)	33
4) Lynn Kamrath (29g, 1991-92)	33
5) Ann Meyers (23g, 1977-78)	32
6) Sandra VanEmbricqs (29g, 1989-90)	29
7) Anita Ortega (34g, 1978-79)	26
8) Alyssia Brewer (33g, 2012-13)	25
9) Lisa Willis (32g, 2005-06)	24
10) Moniquee Alexander (g, 2009-10)	23
11) Natalie Williams (24g, 1993-94)	23

Steals

1) Ann Meyers (29g, 1977-78)	125
2) Lisa Willis (32g, 2005-06)	115
3) Nicole Anderson (27g, 1992-93)	100
4) Detra Lockhart (27g, 1993-94)	97
5) Sandra VanEmbricqs (29g, 1989-90)	89
6) Anita Ortega (34g, 1978-79)	84
7) Markel Walker (33g, 2012-13)	83
8) Michelle Greco (29g, 2002-03)	81
9) Susie Swenson (30g, 1981-82)	77
10) Natalie Williams (24g, 1993-94)	73



Corinne Costa

Yearly Individual Leaders

Scoring Average

2014-15 — Nirra Fields	15.0 (541)
2013-14 — Atonye Nyingifa	18.2 (565)
2012-13 — Atonye Nyingifa	11.6 (394)
2011-12 — Rebekah Gardner	15.9 (477)
2010-11 — Darxia Morris	12.2 (404)
2009-10 — Jasmine Dixon	15.3 (413)
2008-09 — Doreena Campbell	12.9 (387)
2007-08 — Lindsey Pluimer	14.1 (438)
2006-07 — Noelle Quinn	17.1 (549)
2005-06 — Noelle Quinn	18.1 (580)
2004-05 — Nikki Blue	17.0 (458)
2003-04 — Noelle Quinn	15.9 (430)
2002-03 — Michelle Greco	18.9 (549)
2001-02 — Whitney Jones	9.5 (228)
2000-01 — Michelle Greco	19.9 (537)
1999-00 — Maylana Martin	17.4 (506)
1998-99 — Maylana Martin	18.2 (565)
1997-98 — Maylana Martin	18.8 (546)
1996-97 — Maylana Martin	17.9 (484)
1995-96 — Nickey Hilbert	16.9 (439)
1994-95 — Kisa Hughes	16.4 (444)
1993-94 — Natalie Williams	23.4 (561)
1992-93 — Natalie Williams	21.2 (488)
1991-92 — Natalie Williams	21.5 (495)
1990-91 — Rehema Stephens	25.3 (709)
1989-90 — Rehema Stephens	20.1 (583)
1988-89 — Sandra VanEmbricqs	13.5 (378)
1987-88 — Dora Dome	19.7 (592)
1986-87 — Dora Dome	16.7 (468)
1985-86 — Anne Dean	14.3 (401)
1984-85 — Anne Dean	14.3 (428)
1983-84 — Annette Keur	15.6 (453)
1982-83 — Necie Thompson	16.0 (464)
1981-82 — Necie Thompson	20.0 (558)
1980-81 — Denise Curry	25.8 (930)
1979-80 — Denise Curry	28.5 (855)
1978-79 — Denise Curry	23.6 (803)
1977-78 — Denise Curry	20.3 (610)
1976-77 — Ann Meyers	18.3 (402)
1975-76 — Karen Nash	15.3 (351)
1974-75 — Ann Meyers	18.3 (422)

Field Goal Percentage (2 fg/g min.)

2014-15 — Monique Billings	46.8%
2013-14 — Atonye Nyingifa	42.1%
2012-13 — Corinne Costa	55.6%
2011-12 — Corinne Costa	45.3%
2010-11 — Jasmine Dixon	52.9%
2009-10 — Jasmine Dixon	55.0%
2008-09 — Moniquee Alexander	56.1%
2007-08 — Regina Rogers	43.1%
2006-07 — Chinyere Ibekwe	50.3%
2005-06 — Chinyere Ibekwe	51.6%
2004-05 — Amanda Livingston	46.1%
2003-04 — Amanda Livingston	44.1%
2002-03 — Michelle Greco	45.9%
2001-02 — Shalada Allen	41.4%
2000-01 — Kristee Porter	41.4%
1999-00 — Maylana Martin	54.7%
1998-99 — Maylana Martin	54.1%
1997-98 — Janae Hubbard	53.9%
1996-97 — Maylana Martin	55.9%
1995-96 — Kisa Hughes	57.7%
1994-95 — Kisa Hughes	56.7%
1993-94 — Natalie Williams	57.0%
1992-93 — Amy Jalewalia	50.8%
1991-92 — Natalie Williams	56.0%
1990-91 — Natalie Williams	50.0%
1989-90 — Sandra VanEmbricqs	51.5%
1988-89 — Molly Tideback	50.6%
1987-88 — Dora Dome	49.2%
1986-87 — Sandra VanEmbricqs	46.9%
1985-86 — Anne Dean	48.1%
1984-85 — Annette Keur	52.4%
1983-84 — Marja VanHelvoort	56.2%
1982-83 — Char Jones	51.7%

1981-82 — Necie Thompson	56.4%
1980-81 — Denise Curry	60.3%
1979-80 — Denise Curry	60.3%
1978-79 — Denise Curry	60.6%
1977-78 — Denise Curry	62.1%
1976-77 — Tam Breckenridge	51.3%
1975-76 — Judy LeWinter	54.3%
1974-75 — Ann Meyers	52.8%

Rebounding Average

2014-15 — Nirra Fields	5.4 (195)
2013-14 — Atonye Nyingifa	8.6 (266)
2012-13 — Alyssia Brewer	7.7 (255)
2011-12 — Markel Walker	11.0 (252)
2010-11 — Jasmine Dixon	7.3 (227)
2009-10 — Jasmine Dixon	8.0 (216)
2008-09 — Chinyere Ibekwe	6.2 (186)
2007-08 — Lindsey Pluimer	6.5 (200)
2006-07 — Chinyere Ibekwe	6.6 (212)
2005-06 — Noelle Quinn	8.2 (263)
2004-05 — Lisa Willis	6.9 (192)
2003-04 — Noelle Quinn	7.7 (207)
2002-03 — Nikki Blue	5.5 (160)
2001-02 — Malika Leatham	5.9 (172)
2000-01 — Kristee Porter	8.1 (178)
1999-00 — Maylana Martin	8.7 (252)
1998-99 — Maylana Martin	9.4 (292)
1997-98 — Maylana Martin	7.4 (216)
1996-97 — Maylana Martin	6.5 (175)
1995-96 — Kisa Hughes	8.0 (216)
1994-95 — Kisa Hughes	10.4 (280)
1993-94 — Natalie Williams	13.1 (314)
1992-93 — Natalie Williams	13.5 (310)
1991-92 — Natalie Williams	13.8 (318)
1990-91 — Natalie Williams	10.3 (195)
1989-90 — Sandra VanEmbricqs	9.6 (278)
1988-89 — Sandra VanEmbricqs	7.8 (219)
1987-88 — Dora Dome	8.1 (242)
1986-87 — Sheri Bouldin	6.4 (178)
1985-86 — Sue Mead	7.6 (212)
1984-85 — Jackie Joyner	9.1 (264)
1983-84 — Annette Keur	7.6 (220)



1982-83 — Necie Thompson	11.3 (328)
1981-82 — Necie Thompson	10.6 (298)
1980-81 — Denise Curry	10.0 (360)
1979-80 — Denise Curry	11.2 (337)
1978-79 — Denise Curry	10.0 (340)
1977-78 — Ann Meyers	9.6 (278)
1976-77 — Ann Meyers	7.3 (161)
1975-76 — Ann Meyers	8.2 (189)
1974-75 — Ann Meyers	8.3 (191)

Free Throw Percentage (one ft made/g min.)

2014-15 — Kari Korver	82.5%
2013-14 — Thea Lemberger	77.7%
2012-13 — Thea Lemberger	75.4%
2011-12 — Rebekah Gardner	73.5%
2010-11 — Doreena Campbell	76.5%
2009-10 — Doreena Campbell	88.4%
2008-09 — Doreena Campbell	79.8%
2007-08 — Lindsey Pluimer	83.5%
2006-07 — Amanda Livingston	81.9%
2005-06 — Lindsey Pluimer	79.5%
2004-05 — Lisa Willis	80.2%
2003-04 — Nikki Blue	72.5%
2002-03 — Natalie Nakase	82.1%
2001-02 — Natalie Nakase	78.3%
2000-01 — Michelle Greco	86.5%
1999-00 — Michelle Greco	86.4%
1998-99 — Erica Gomez	76.3%
1997-98 — Maylana Martin	72.0%
1996-97 — Takiyah Jackson	75.8%
1995-96 — Nickey Hilbert	71.8%
1994-95 — Nickey Hilbert	66.7%
1993-94 — Detra Lockhart	66.7%
1992-93 — Nicole Anderson	78.8%
1991-92 — Rehema Stephens	82.0%
1990-91 — Nicole Anderson	75.9%
1989-90 — Rehema Stephens	70.1%
1988-89 — Rachele Roulier	78.0%
1987-88 — Jaime Brown	89.1%
1986-87 — Kristi Moore	76.2%
1985-86 — Shari Biggs	85.2%



Yearly Individual Leaders

1984-85 — Anne Dean	91.9%
1983-84 — Mary Hegarty	76.7%
1982-83 — Mary Hegarty	81.8%
1981-82 — Mary Hegarty	85.7%
1980-81 — Denise Curry	78.1%
1979-80 — Denise Curry	89.3%
1978-79 — Dianne Frierson	81.6%
1977-78 — Ann Meyers	80.0%
1976-77 — Ann Meyers	82.8%
1975-76 — Judy LeWinter	76.7%
1974-75 — Ann Meyers	76.7%

Assists

2014-15 — Jordin Canada	148
2013-14 — Thea Lemberger	115
2012-13 — Markel Walker	187
2011-12 — Markel Walker	104
2010-11 — Markel Walker	105
2009-10 — Darxia Morris	106
2008-09 — Doreena Campbell	112
2007-08 — Doreena Campbell	101
2006-07 — Noelle Quinn	184
2005-06 — Nikki Blue	189
2004-05 — Nikki Blue	162
2003-04 — Nikki Blue	148
2002-03 — Nikki Blue	103
2001-02 — Natalie Nakase	148
2000-01 — Natalie Nakase	129
1999-00 — Erica Gomez	124
1998-99 — Erica Gomez	227
1997-98 — Erica Gomez	170
1996-97 — Tawana Grimes	122
1995-96 — Erica Gomez	176
1994-95 — Ricarda Kuypers	89
1993-94 — Detra Lockhart	135
1992-93 — Nicole Anderson	136
1991-92 — Nicole Anderson	140
1990-91 — Nicole Anderson	98
1989-90 — Nicole Anderson	96
1988-89 — Michelle Miles	87
1987-88 — Teiko Nishi	128
1986-87 — Kristi Moore	124
1985-86 — Kristi Moore	124
1984-85 — Angel Hardy	181
1983-84 — Anne Dean	96
1982-83 — Michelle McCoy	104
1981-82 — Mary Hegarty	133
1980-81 — Mary Hegarty	240
1979-80 — Dianne Frierson	126
1978-79 — Anita Ortega	130
1977-78 — Ann Meyers	182
1976-77 — Ann Meyers	109
1975-76 — Ann Meyers	128
1974-75 — Ann Meyers	125

Steals

2014-15 — Nirra Fields	81
2013-14 — Atonye Nyingifa	70
2012-13 — Markel Walker	83
2011-12 — Rebekah Gardner	61
2010-11 — Jasmine Dixon	74
2009-10 — Markel Walker	68
2008-09 — Doreena Campbell	41
2007-08 — Tierra Henderson	62
2006-07 — Tierra Henderson	67
2005-06 — Lisa Willis	115
2004-05 — Lisa Willis	102
2003-04 — Lisa Willis	100
2002-03 — Michelle Greco	81
2001-02 — Natalie Nakase	50
2000-01 — Natalie Nakase	64
1999-00 — Michelle Greco	58
1998-99 — Maylana Martin	74
1997-98 — Erica Gomez	68
1996-97 — Aisha Veasley	73
1995-96 — Tawana Grimes	77
1994-95 — Tawana Grimes	53
1993-94 — Detra Lockhart	97



1992-93 — Nicole Anderson	100
1991-92 — Nicole Anderson	78
1990-91 — Nicole Anderson	57
1989-90 — Sandra VanEmbricqs	89
1988-89 — Sandra VanEmbricqs	78
1987-88 — Sandra VanEmbricqs	62
1986-87 — Dora Dome	47
1985-86 — Sue Mead	40
1984-85 — Angel Hardy	68
1983-84 — Angel Hardy	45
1982-83 — Necie Thompson	56
1981-82 — Susie Swenson	77
1980-81 — Mary Hegarty	91
1979-80 — Dietra Hanible	74
1978-79 — Anita Ortega	84
1977-78 — Ann Meyers	125
1976-77 — Ann Meyers	77
1975-76 — Ann Meyers	82
1974-75 — Ann Meyers	119

Blocked Shots

2014-15 — Corinne Costa	61
2013-14 — Corinne Costa	52
2012-13 — Alyssia Brewer	25
2011-12 — Corinne Costa	50
2010-11 — Jasmine Dixon	18
2009-10 — Rebekah Gardner	25
2008-09 — Chinyere Ibekwe	21
2007-08 — Lindsey Pluimer	33
2006-07 — Lindsey Pluimer	27
2005-06 — Noelle Quinn	25
2004-05 — Amanda Livingston	20
2003-04 — Lisa Willis	11
2002-03 — Jamila Veasley	20
2001-02 — Malika Leatham	17
2000-01 — Kristee Porter	39
1999-00 — Maylana Martin	38
1998-99 — Maylana Martin	23
1997-98 — Maylana Martin	23
1996-97 — Carly Funicello	20
1995-96 — Kisa Hughes	13

1994-95 — Kisa Hughes	14
1993-94 — Natalie Williams	23
1992-93 — Natalie Williams	33
1991-92 — Lynn Kamrath	33
1990-91 — Lynn Kamrath	26
1989-90 — Sandra VanEmbricqs	29
1988-89 — Molly Tideback	22
1987-88 — Sandra VanEmbricqs	29
1986-87 — Sandra VanEmbricqs	19
Susan Mead	19
1985-86 — Susan Mead	19
1984-85 — Annette Keur	23
1983-84 — Annette Keur	33
1982-83 — Necie Thompson	27
1981-82 — Necie Thompson	21
1980-81 — Necie Thompson	53
1979-80 — Denise Curry	12
Melanie Horn	12
1978-79 — Anita Ortega	26
1977-78 — Ann Meyers	32
1976-77 — Ann Meyers	29
1975-76 — Ann Meyers	16
1974-75 — Ann Meyers	25

Three-Point Field Goal Percentage

2014-15 — Kari Korver	41.3%
2013-14 — Thea Lemberger	31.6%
2012-13 — Kari Korver	34.5%
2011-12 — Thea Lemberger	29.6%
2010-11 — Rebekah Gardner	35.4%
2009-10 — Erica Tukiainen	43.0%
2008-09 — Doreena Campbell	40.0%
2007-08 — Doreena Campbell	43.4%
2006-07 — Shaina Zaidi	40.4%
2005-06 — Nikki Blue	41.8%
2004-05 — Lisa Willis	36.1%
2003-04 — Gennifer Arranaga	39.6%
2002-03 — Natalie Nakase	39.0%
2001-02 — Natalie Nakase	33.9%
2000-01 — Whitney Jones	35.5%
1999-00 — Erica Gomez	35.7%
1998-99 — Melanie Pearson	34.5%
1997-98 — Melanie Pearson	45.0%
1996-97 — Melanie Pearson	41.9%
1995-96 — Nickey Hilbert	30.2%
1994-95 — Kellie Bennett	47.1%
1993-94 — Ricarda Kuypers	40.0%
1992-93 — Michelle Palmisano	32.9%
1991-92 — DeDe Mosman	37.8%
1990-91 — DeDe Mosman	39.3%
1989-90 — DeDe Mosman	40.4%
1988-89 — DeDe Mosman	30.4%
1987-88 — Jaime Brown	28.6%

By The Numbers

Season Openers

Year	Result	W/L	Rec.	H/A	Date
2014-15	James Madison 91, UCLA 87 (ot)	L	19-18	A	11/14/14
2013-14	Nebraska 77, UCLA 49	L	13-18	A	11/8/13
2012-13	UCLA 66, San Diego State 52	W	26-8	H	11/10/12
2011-12	UCLA 67, McNeese State 59	W	26-12	H	11/11/11
2010-11	UCLA 55, San Diego St. 48	W	25-12	A	11/12/10
2009-10	Illinois State 61, UCLA 55	L	24-12	N ⁸	11/14/09
2008-09	UCLA 78, Cal State Fullerton 62	W	24-11	H	11/16/08
2007-08	UCLA 81, Cal State Northridge 69	W	23-11	A	11/14/07
2006-07	UCLA 87, UC Santa Barbara 62	W	22-11	H	11/12/06
2005-06	Baylor 93, UCLA 85	L	21-11	A	11/18/05
2004-05	TCU 65, UCLA 60	L	21-10	N ⁷	11/19/04
2003-04	UCLA 61, UNLV 51	W	21-9	H	11/23/03
2002-03	Hawaii 70, UCLA 66	L	20-9	A	11/23/02
2001-02	UCLA 62, Liberty 55	W	20-8	N ⁶	11/16/01
2000-01	Duke 80, UCLA 52	L	19-8	N ⁵	11/10/00
1999-00	UCLA 69, North Carolina 65	W	19-7	N ⁴	11/20/99
1998-99	Notre Dame 99, UCLA 82	L	18-7	A	11/14/98
1997-98	St. Mary's 83, UCLA 63	L	18-6	A	11/21/97
1996-97	UCLA 73, San Diego 61	W	18-5	A	11/23/96
1995-96	UCLA 87, San Diego 69	W	17-5	H	11/24/95
1994-95	N.C. State 58, UCLA 55	L	16-5	H	11/25/94
1993-94	UCLA 71, UCSB 54	W	16-4	H	11/27/93
1992-93	UCLA 99, CS Fullerton 66	W	15-4	H	12/2/92
1991-92	UCLA 80, Pepperdine 69	W	14-4	A	11/22/91
1990-91	Iowa 81, UCLA 52	L	13-4	A	11/24/90
1989-90	UCLA 73, Eastern Illinois 70	W	13-3	H	11/24/89
1988-89	N.C. State 67, UCLA 60	L	12-3	N ¹	11/25/88
1987-88	S.F.Austin 71, UCLA 61	L	12-2	N ²	11/27/87
1986-87	UCLA 68, UC Irvine 58	W	12-1	N	11/30/86
1985-86	Washington 68, UCLA 50	L	11-1	N ³	11/22/85
1984-85	UCLA 74, Pepperdine 49	W	11-0	H	11/24/84
1983-84	UCLA 78, Hawaii 67	W	10-0	A	11/24/83
1982-83	UCLA 96, BYU 86	W	9-0	A	11/24/82
1981-82	UCLA 83, BYU 73	W	8-0	H	11/27/81
1980-81	UCLA 96, UC Irvine 30	W	7-0	H	11/18/80
1979-80	UCLA 102, Pacific 41	W	6-0	H	12/8/79
1978-79	UCLA 73, San Francisco 58	W	5-0	H	12/1/78
1977-78	UCLA 85, San Jose State 70	W	4-0	H	12/8/77
1976-77	UCLA 83, Baylor 79	W	3-0	H	12/4/76
1975-76	UCLA 77, Sacramento State 37	W	2-0	H	12/13/75
1974-75	UCLA 106, UC Irvine 13	W	1-0	A	1/9/74

Note: 1 = at Cincinnati, OH; 2 = at Honolulu, HI; 3 = at Seattle Pacific; 4 = at Lubbock, TX; 5 = at Albuquerque, NM; 6 = East Lansing, MI; 7 = Miami, FL; 8 = Iowa City, IA

Overtime Games

Record in Overtime: 15-10; Double Overtime: 1-1; Home Overtime: 10-5; Away Overtime: 3-5; Neutral Overtime: 2-0 *NCAA Tournament game

Date	Result	W/L
11/14/14	James Madison 91, UCLA 87 at Harrisonburg, VA	L
12/16/12	UCLA 53, St. John's 52 at Jamaica, NY	W
2/2/12	UCLA 79, Washington 73 in Wooden Center	W
1/29/12	UCLA 62, Colorado 54 at Boulder, CO	W
11/18/10	UCLA 86, Notre Dame 83 2ot at South Bend, IN	W
1/6/08	California 73, UCLA 70 in Pauley Pavilion	L
12/20/06	UCLA 77, California 68 in Pauley Pavilion	W
3/6/06	UCLA 85, Stanford 76 at San Jose, CA	W
1/29/06	UCLA 90, California 87 in Pauley Pavilion	W
12/17/05	UCSB 90, UCLA 81 at Santa Barbara, CA	L
1/23/04	Stanford 78, UCLA 71 in Pauley Pavilion	L
1/20/01	UCLA 59, Arizona 56 in Pauley Pavilion	W
11/23/99	UCLA 84, Texas 77 in Pauley Pavilion	W
12/27/97	UCLA 96, Rutgers 93 in Pauley Pavilion	W
12/18/97	North Carolina 82, UCLA 78 at Chapel Hill, NC	L
11/30/97	Notre Dame 93, UCLA 91 2 ot in Pauley Pavilion	L
3/9/96	Washington State 88, UCLA 81 at Pullman, WA	L
1/20/96	UCLA 89, Arizona 85 in Pauley Pavilion	W
2/10/95	Washington 57, UCLA 54 in Wooden Center	L
1/3/94	UCLA 88, Rutgers 78 in Pauley Pavilion	W
3/14/90	Arkansas 90, UCLA 80 at Fayetteville, AR*	L
1/5/87	UCLA 67, Notre Dame 65 in Pauley Pavilion	W
12/30/85	UCLA 82, North Carolina 71 in Pauley Pavilion	W
12/7/84	New Orleans 75, UCLA 73 in Pauley Pavilion	L
3/10/78	UCLA 79, Long Beach State 78 at Stanford, CA	W

20 Point-20 Rebound Games by the Bruins

Natalie Williams	32 pts., 25 reb. vs. Arizona State 2/20/94
Jasmine Dixon	31 pts., 20 reb. at Oregon, 2/27/10
Natalie Williams	28 pts., 23 reb. at USC 2/4/94
Natalie Williams	29 pts., 22 reb. vs. Oregon 3/14/92
Denise Curry	28 pts., 22 reb. vs. San Jose St. 12/9/78
Natalie Williams	27 pts., 21 reb. vs. Oregon 1/13/93
Natalie Williams	23 pts., 21 reb. vs. Michigan St. 12/29/92

Bruin Triple-Doubles

Markel Walker	14pts., 15reb., 10 ast. v. Washington State, 2/4/12
Noelle Quinn	21 pts., 10 reb., 10 ast. at Cal, 2/19/04
Erica Gomez	18 pts., 11 reb., 10 ast. vs. USC 2/24/96
Ann Meyers	20 pts., 14 reb., 10 ast., 10 stl. vs. Stephen F. Austin 2/18/78
Ann Meyers	14 pts., 10 reb., 12 stl. vs. San Diego State 2/25/77

Largest Winning Margin by the Bruins

Margin	Oppt.	Score	Date
+97	at UC San Diego	117-20	1/11/75
+93	at UC Irvine	106-13	1/9/75
+90	Oregon State	125-35	12/11/76
+79	Arizona	122-43	1/18/80
+77	at UC Riverside	92-15	1/13/75
+69	at San Francisco State	109-40	2/10/78
+66	UC Irvine	96-30	11/18/80
+66	at UNLV	99-33	2/16/75
+63	Sacramento St. (@ Honolulu)	106-43	11/24/02
+63	UC Santa Barbara	94-31	12/15/84
+63	Utah State	125-62	12/20/77

Largest Winning Margin By Opponents

Margin	Oppt. (rank)	Score	Date
-53	Long Beach State (3)	65-118	1/22/85
-47	at Utah	42-89	12/1/01
-46	at Long Beach State (4)	57-103	12/3/87
-45	Long Beach State (7)	65-110	12/15/86
-42	at Connecticut (1)	64-106	12/23/99

Top 10 Individual Big Games vs. the Bruins

Name, School, Date	Pts.	Fg-Fga	Ft-Fta	Reb.
Tina Thompson, USC, 1/27/96	49	16-22	13-13	15
Tina Gunn, BYU, 12/26/79*	45	19-33	14-15	16
LaTaunya Pollard, Long Beach St., 1/20/83	45	19-29	7-11	8
Giuliana Mendiola, Washington, 2/1/03	43	15-20	7-8	12
Pam Kelly, Louisiana Tech, 2/20/82	41	13-20	15-22	11
Penny Toler, Long Beach St., 12/3/87	41	19-29	3-4	7 ast.
Carol Blazejowski, Montclair St., 3/23/78*	40	18-33	4-4	7
Svetlana Abrosimova, UConn, 11/17/98*	39	14-17	7-15	10
Cherie Nelson, USC, 2/11/88	38	14-24	10-10	12
Carol Menken, Oregon State, 3/16/79	37	16-22	5-8	9

* indicates Bruin home game

Bruin National Rankings in Final Polls

Associated Press	USA Today		
Year	Ranking	Year	Ranking
2013	11	2013	12
2011	8	2011	13
2010	22	2010	23
2006	21	2006	18
1999	15	1999	7
1998	25	1998	20
1985	18	1992	18
1981	7	1985	15
1979	6		
1978	5		
1977	13		

(Highest regular season ranking: third in AP: Dec. 12, 1978-Dec. 26, 1978)

The Last Time...

A Bruin Team Defeated a Ranked Oppt.

UCLA 82 vs. No. 10 Oklahoma 76, 11/24/13

A Bruin Team Scored 100 Points

103 at Oregon, 2/17/14

A Bruin Scored 40 or More Points

Natalie Williams, 43 vs. California, 2/24/94

A Bruin Scored 30 or More Points

Jordin Canada, 31 at West Virginia, 4/4/15

A Bruin Grabbed 20 or More Boards

Jasmine Dixon, 20 at Oregon, 2/27/10

A Bruin Grabbed 12 or More Boards

Corinne Costa, 13 at Washington State, 2/26/15

An Opponent Scored 100 Points

100, by Stanford (75-100), 1/20/05

An Opponent Scored 40 or More Points

43 by Giuliana Mendiola, Washington, 2/1/03

An Opponent Scored 30 or More Points

32 by Reshanda Gray, California, 1/26/14

An Opponent Grabbed 20 or More Boards

20 by Jillian Alleyne, Oregon, 1/17/14

UCLA's Home Court Records

Pauley Pavilion Records

Individual

Most Points, Game	45, Tina Gunn (BYU) vs. UCLA, 12/26/79
Most Points, By UCLA Player:	42, Dora Dome vs. California, 2/5/87
Most Points, Half	29, Denise Curry (UCLA) vs. Stanford, 12/15/79
Most Rebounds, Game	23, Janell Williams (Rutgers) vs. UCLA, 1/3/94
Most Rebounds By UCLA Player:	22, Janae Hubbard vs. Arizona, 3/6/99
	22, Denise Curry vs. San Jose State, 12/9/78
Most Assists, Game	18, Annie Troyan (Penn State) vs. UC Irvine, 2/4/83
Most Assists In UCLA Game	15, Erica Gomez (UCLA) vs. Long Beach State, 12/6/95;
	15, Pam Roberts (Arizona) vs. UCLA, 2/13/81

Team

Most Points, Game	125 vs. Oregon State, 12/11/76 (125-35)
	125 vs. Utah State, 12/20/77 (125-62)
Most Points, Half	72 vs. Arizona, 1/18/80 (72-24)
Most Points By Opponent	113, UConn vs. UCLA, 11/17/98 (102-113)
Most Points By Opponent, Half	60 (1st half), UConn vs. UCLA, 11/17/98 (54-60)
	57 (2nd half) Long Beach State vs. UCLA, 12/15/86 (33-57)
Fewest Points, Game	36 vs. USC 2/17/08 (36-49)
Fewest Points, Half	12 vs. USC, 2/17/08
Fewest Points By Opponent	22, UC Riverside vs. UCLA, 1/29/75
Fewest Points By Opponent, Half	8, UC Riverside vs. UCLA, 1/29/75
Most Points (2 Teams), Game	215, UCLA vs. UConn, 11/17/98 (102-113)
Most Points (2 Teams), Half	114, UCLA vs. UConn, 11/17/98 (54-60)

Wooden Center Records

Individual

Most Points, Game	34, Rehema Stephens (UCLA) vs. Oregon, 1/27/91
Most Points, By Opponent	34, Genia Miller (CS Fullerton) vs. UCLA, 12/8/89
Most Rebounds, Game	25, Natalie Williams (UCLA) vs. Arizona State, 2/20/94
Most Rebounds, By Opponent	18, Genia Miller (CS Fullerton) vs. UCLA, 12/8/89
Most Assists, Game	10, Markel Walker (UCLA) vs. Wash. State, 2/4/12;
	Erica Gomez (UCLA) vs. Cal 2/9/96
Most Assists, By Opponent	10, Mae Ola Bolton (Auburn) vs. UCLA, 12/15/87

Team


Most Points, Game	115 vs. Arizona, 1/13/91 (115-102)
Most Points, Half	62 vs. Arizona, 1/13/91 (62-45)
Most Points By Opponent	102 by Arizona, 1/13/91 (115-102)
Most Points By Opponent, Half	53 by Washington, 2/26/88 (53-34)
Most Points (2 teams), Game	217, UCLA 115, Arizona 102 (1/13/91)
Fewest Points By Opponent	42 by San Diego, 12/13/86 (65-42)
Fewest Points By Opponent, Half	20 by San Diego, 12/13/86 (38-20)
	20 by Washington, 2/10/95 (20-20)



Top Bruin Home Game Crowds

Crowd	Date	Site and Opponent
9,530	1/23/99	Pauley Pavilion vs. USC
9,351	3/25/78	Pauley Pavilion vs. Maryland*
8,327	2/24/13	Pauley Pavilion vs. USC
8,094	2/29/04	Pauley Pavilion vs. USC
8,013	2/17/08	Pauley Pavilion vs. USC
8,006	2/13/10	Pauley Pavilion vs. USC
7,822	3/23/78	Pauley Pavilion vs. Montclair State*
7,787	1/16/00	Pauley Pavilion vs. USC
7,273	11/23/99	Pauley Pavilion vs. Texas
7,258	2/21/98	Pauley Pavilion vs. USC
7,134	1/13/07	Pauley Pavilion vs. USC
7,074	2/23/14	Pauley Pavilion vs. Stanford
7,036	3/10/01	Pauley Pavilion vs. Washington
6,725	2/20/11	Pauley Pavilion vs. Stanford
6,675	1/8/11	Pauley Pavilion vs. USC
6,632	3/5/00	Pauley Pavilion vs. California
6,172	1/13/03	Pauley Pavilion vs. USC
6,103	1/25/15	Pauley Pavilion vs. California
6,072	3/3/00	Pauley Pavilion vs. Stanford
5,662	1/18/98	Pauley Pavilion vs. Stanford
5,513	1/29/06	Pauley Pavilion vs. California
5,512	2/11/96	Pauley Pavilion vs. Stanford
5,331	1/13/02	Pauley Pavilion vs. USC
5,221	11/17/98	Pauley Pavilion vs. UConn


Notes: * indicates AIAW tournament game; NCAA tournament games not involving UCLA have drawn 6,172 on 3/30/84; 5,365 on 4/1/84.



Rehema Stephens



Dora Dome



Janae Hubbard

Pauley Pavilion - Home of the Bruins



Edwin W. Pauley Pavilion

Home to Bruin athletic teams since 1965, Pauley Pavilion is regarded as one of the finest all-around collegiate facilities in the nation and has been the site of numerous illustrious events, from NCAA Championships, Olympic gymnastics, presidential debates, and award shows.

Pauley Pavilion was introduced to the University at the June 1965 Commencement exercises, at which time it was dedicated and named for Regent Edwin W. Pauley, the principal donor to the building fund. Total cost of the Pavilion was provided as follows: \$2,000,000 by the State, \$1,000,000 by the student body and in excess of \$2,000,000 by the alumni with \$1,000,000 of the alumni contribution donated on a matching basis by Regent Pauley.

The 126-by-226 foot floor of the Pavilion accommodates three complete basketball courts. There are 10,337 permanent upholstered seats and retractable bleachers for 2,482 spectators. The Pavilion has a basketball capacity of 12,000. The single-game attendance record of 13,478 was set on Feb. 12, 1997 when the Bruin men hosted Duke (women's record of 9,530 set on Jan. 23, 1999 vs. USC).

In October of 1990, a highly-efficient lighting system was installed that doubled the lighting capacity in the Pavilion, and in October of 1999, a new video scoreboard was installed in the multi-purpose facility. On Dec. 20, 2003, the floor in Pauley Pavilion was dedicated "Nell and John Wooden Court", and players from virtually all of his teams joined Coach Wooden to celebrate the occasion.

Some of the top names in the history of college basketball - players such as Ann Meyers, Denise Curry, Natalie Williams, Lew Alcindor (Kareem Abdul-Jabbar), Bill Walton, Ed O'Bannon, Candace Parker, Marques Johnson, Reggie Miller, Baron Davis, Earl Watson, Jason Kapono, Michael Jordan and Pete Maravich and coaches such as John Wooden, Dean Smith and Pat Summitt - have appeared in Pauley. The arena, along with the newly-renovated gym in the Student Activities Center, are the homes of the best "pick up" games in Los Angeles, featuring NBA stars. In addition, the 1984 Olympic gymnastics competition and a historic table tennis match between the United States and China have been held in the Pauley. Entertainers such as Bob Dylan, Bob Hope, Henry Mancini, Frank Sinatra, Luciano Pavarotti, Eric Clapton, Justin Timberlake, Jay-Z, Nirvana, Pearl Jam, The Who, Guns N' Roses and the Grateful Dead have also graced the Pavilion.

The Pavilion has been the site of two Women's Basketball Final Fours (1978 AIAW and 1984 NCAA Championships), three NCAA first and second round men's basketball playoffs (1979, 1981 and 1988), five NCAA men's basketball West Regionals (1966-69-73-76-84), two NCAA women's basketball West Regionals (1985, 1995), 12 NCAA men's volleyball championships (1970-71-75-77-79-84-85-87-89-93-96-00-05), three NCAA women's volleyball championships (1981, 1984, 1991), two NCAA men's gymnastics championships (1984, 1987), and three NCAA women's gymnastics championships (1984, 1998, 2004). The Pavilion is also used for intramural sports and Fine Arts events throughout the school year. In September of 2009, Pauley Pavilion played host to a WNBA playoff game between the Los Angeles Sparks and Phoenix Mercury.

Other major events held in Pauley Pavilion were a 1988 Presidential Debate between George Bush and Michael Dukakis, the 1992 MTV Video Music Awards, VHI Rock Honors, several Nickelodeon's Kids' Choice Awards, the 1991 U.S. Olympic Festival basketball and gymnastics competitions and UCLA's 75th anniversary convocation in 1994, during which President Bill Clinton was the keynote speaker.

Pauley Pavilion was closed for the 2011-12 season as it underwent a multi-million dollar renovation with a target completion date of Fall 2012. Women's basketball, along with men's and women's volleyball and gymnastics, played in the John Wooden Center while Pauley Pavilion was closed.

The Pavilion, which is managed by Susan Brown, is located at 301 Westwood Plaza, Los Angeles, CA 90095, phone number 310-825-4546.

Record vs. Opponents in Pauley

Opponent	W-L	Opponent	W-L
Alabama-Birmingham	1-0	Ohio State	3-1
Arizona	22-8	Oklahoma	2-1
Arizona State	19-9	Oklahoma State	1-0
Baylor	2-2	Old Dominion	2-3
Boise State	0-1	Oral Roberts	1-0
BYU	4-2	Oregon	18-8
California	19-8	Oregon State	19-7
Cal Poly Pomona	5-0	Pacific	3-0
Cal Poly SLO	4-0	Penn State	1-1
CSU Bakersfield	2-0	Pepperdine	9-1
Cal State Fullerton	10-3	Princeton	2-0
Cal State Northridge	4-1	Purdue	1-0
Charlotte	0-1	Rice	1-0
Cincinnati	1-0	Rutgers	2-0
Clemson	1-0	Sacramento State	2-0
Colorado	3-2	St. Joseph's	1-0
Connecticut	0-1	St. Mary's	5-0
Delta State	2-0	San Diego	4-1
DePaul	1-0	San Diego State	10-1
Duke	0-1	San Francisco	2-0
Eastern Illinois	1-0	San Jose State	2-0
Eastern Washington	1-0	Santa Clara	2-0
Fresno State	5-0	Seton Hall	1-0
George Washington	0-1	Southern Utah State	1-0
Georgia	0-2	Stanford	10-21
Hawaii	4-0	Stephen F. Austin	1-0
Illinois	1-1	Temple	1-0
Illinois State	0-1	Tennessee	0-8
James Madison	0-1	Texas	2-2
Kansas	1-0	Texas A&M	1-0
Kansas State	2-0	Texas Tech	0-3
Kentucky	2-0	UC Davis	1-0
Long Beach State	6-8	UC Irvine	3-0
Louisiana State	2-1	UC Riverside	3-0
Louisiana Tech	0-4	UC Santa Barbara	6-1
Loyola Marymount	5-0	USC	20-19
Maryland	2-2	Utah	4-1
Memphis	1-0	Utah State	1-0
Michigan State	0-1	Virginia	0-2
Missouri	0-1	Washington	16-8
Montana State	1-0	Washington State	24-0
Montclair State	1-0	Western Kentucky	1-0
Nebraska	2-1	West Virginia	2-0
Nevada	1-0	Wisconsin-Green Bay	1-0
Nevada Las Vegas	3-0		
New Orleans	0-1		
North Carolina	1-1		
North Carolina State	0-1		
Northern Arizona	1-0		
Northern Colorado	1-0		
Northwestern	1-0		
Notre Dame	5-3		

Year-By-Year Home Court Record

(384-170, .693)

Pauley Pavilion

Year	W	L	Pct.
2014-15	10	8	.556
2013-14	7	6	.538
2012-13	11	4	.733
2010-11	12	2	.857
2009-10	12	2	.857
2008-09	13	3	.813
2007-08	9	5	.643
2006-07	5	7	.417
2005-06	10	2	.833
2004-05	9	3	.750
2003-04	11	3	.786
2002-03	9	3	.750
2001-02	4	8	.333
2000-01	6	8	.429
1999-00	10	3	.769
1998-99	13	3	.813
1997-98	10	4	.714
1996-97	5	6	.455
1995-96	10	3	.769
1994-95	5	6	.455
1993-94	7	4	.636
1992-93	7	4	.636
1991-92	8	4	.667
1990-91	6	3	.667
1989-90	8	4	.667
1988-89	3	3	.500
1987-88	4	3	.571
1986-87	7	4	.636
1985-86	4	8	.333
1984-85	12	5	.706
1983-84	11	5	.685

John Wooden Center

Year	W	L	Pct.
2011-12	9	4	.692
1996-97	1	0	1.000
1995-96	1	0	1.000
1994-95	1	1	.500
1993-94	2	1	.667
1992-93	1	1	.500
1991-92	2	1	.667
1990-91	4	1	.800
1989-90	2	0	1.000
1988-89	5	2	.714
1987-88	4	2	.667
1986-87	5	0	1.000
Totals	37	13	.740

All-Time Letterwinner List



— A —
 Monique Alexander — 2007-08-09-10
 Lori Allen — 1975-76-77
 Shalada Allen — 2001-02
 Stephanie Allen — 1992
 Tonya Alston — 1983
 Nicole Anderson — 1990-91-92-93
 Gennifer Arranaga — 2001-02-03-04
 Lisa Arreola — 1979
 Allison Arredondo — 1993-94-95-96

— B —
 Chrissy Baird — 2015
 Dawn Baker — 1991
 Alma Batcher — 1986-87-88
 Jeanne Beauprey — 1980-81
 Sarah Belavic — 1999
 Kellie Bennett — 1995
 Shari Biggs — 1984-85-86-87
 Monique Billings — 2015
 Deanna Blackwood — 1977
 Nikki Blue — 2003-04-05-06
 Sheri Bouldin — 1987-88-89-90
 Jalina Bradley — 2000-01-02-03
 Tam Breckenridge — 1977-78
 Alyssia Brewer — 2012-13
 Candice Brown — 2008-09
 Jaime Brown — 1985-86-87-88
 Mari Burningham — 1996

— C —
 Reece' Caldwell — 2015
 Doreena Campbell — 2008-09-10-11
 Jordin Canada — 2015
 Dana Childs — 1986-87-88-89
 Jane Cohen — 1975
 Laura Collins — 1991-93-94-95
 Terry Condon — 1975
 Merja Connolly — 1982
 Denise Corlett — 1977-78-79-80
 Corinne Costa — 2011-12-13-14-15
 Cyd Crampton — 1977-79
 Denise Curry — 1978-79-80-81

— D —
 Anne Dean — 1983-84-85-86
 Jasmine Dixon — 2010-11-13
 Dora Dome — 1985-86-87-88
 Lajahna Drummer — 2015

— E —
 Nina Earl — 2008-09-10-11
 Pat Erickson — 1976

Kendee Eulert — 1981-82


— F —
 Moriah Faulk — 2012
 Nirra Fields — 2013-14-15
 Cathy Fitzgerald — 1975
 LaCresha Flannigan — 1998-99-00
 Althea Ford — 1986-87-88-89
 Teik Francis — 1986-87
 Tia Francis — 1984-85
 Tessa Franken — 1986
 Dianne Frierson — 1977-78-79-80
 Carly Funicello — 1997-98-99-00

— G —
 Rebekah Gardner — 2009-10-11-12
 Rhema Gardner — 2011-12-14
 Melissa Gische — 1992
 Erica Gomez — 1996, 98-99-00
 Michelle Greco — 1999-00-01-03
 Venita Griffey — 1975
 Tawana Grimes — 1995-96-97-98
 Bev Groot — 1977

— H —
 Dietra Hanible — 1980-81-82
 Angel Hardy — 1982-83-84-85
 Kelli Hayes — 2015
 Mary Hegarty — 1981-82-83-84
 Tierra Henderson — 2006-07-08-09
 Paulina Hersler — 2015
 Nickey Hilbert — 1994-95-96
 Lauren Holiday — 2013-14
 Jean Holm — 1980
 Janet Hopkins — 1978-79-80-81
 Melanie Horn — 1979-80-81
 Carla Houser — 1997-98
 Janae Hubbard — 1997-98-99-00
 Kisa Hughes — 1994-95-96

— I —
 Chinyere Ibekwe — 2006-07-08-09

— J —
 Nancy Jackson — 1975-76
 Takiyah Jackson — 1997-98-00
 Amy Jalewalia — 1991-92-93-94
 Vera James — 1980-82
 Natalie Jarrett — 2000-01-02-03
 Krystle Johnson — 2002-03
 Char Jones — 1982-83-84
 Whitney Jones — 2001-02-03-04
 Jackie Joyner — 1981-82-83-85



— K —
 Nicole Kaczmarzski — 2000
 Lynn Kamrath — 1989-90-91-92
 Annette Keur — 1984-85
 Kari Korver — 2013-15
 Zrinka Kristich — 1993-94-95-96
 Ricarda Kuypers — 1994-95-96

— L —
 Malika Leatham — 2001-02
 Thea Lemberger — 2011-12-13-14
 Judy LeWinter — 1975-76
 Consuelo Lezcano — 2004-05-06-07
 Eugenie Lewis — 1989
 Amanda Livingston — 2004-05-06-07
 Detra Lockhart — 1991-92-93-94
 Luiana Livolo — 2014-15

— M —
 Mary Madigan — 1984
 Maylana Martin — 1997-98-99-00
 Melissa Maurin — 2001-02-03
 Michelle McCoy — 1983-84
 Dorice McFadden — 1983
 Susan Mead — 1985-86-87
 Ann Meyers — 1975-76-77-78
 Michelle Miles — 1988-89-90
 Myra Miyasato — 1975
 Beth Moore — 1976-77-78-79
 Kristi Moore — 1986-87
 Darxia Morris — 2008-09-10-11
 DeDe Mosman — 1989-90-91-92

— N —
 Natalie Nakase — 2000-01-02-03
 Karen Nash — 1975-76-77
 Heidi Nestor — 1976-77-78
 Teiko Nishi — 1985-86-87-88
 Atonye Nyingifa — 2009, 2011-12-13-14
 Christina Nzekwe — 2008-09-10-11

— O —
 Jamie Oenning — 1995-96-97-98
 Alexis Olivier — 2007-08
 Ortal Oren — 2003-04-05-06
 Anita Ortega — 1976-77-78-79

— P —
 Michelle Palmisano — 1993
 Melanie Pearson — 1997-98-99
 Lauren Pedersen — 2005-06

Marie Philman — 1997-98-99-00
 Sissy Pickett — 2002-03-04-05
 Julia Pitts — 2003-04-06-07
 Lindsey Pluimer — 2005-06-07-08
 Kristee Porter — 1999-01-02
 Madeline (Brooks) Potet — 2012-13-14-15

— Q —
 Noelle Quinn — 2004-05-06-07

— R —
 Ayesha Rembert — 1999
 Dot Richardson — 1984
 Lynn Richardson — 1987
 Brittany Ringel — 2002, 04-05-06
 Stacy Robertson — 2001-02
 Regina Rogers — 2008
 Rachele Roulier — 1988-89-90-91

— S —
 Jackie Shepard — 2010-11
 Amy Jo Silva — 1992-93
 Erin Simms — 1985
 Rehema Stephens — 1990-91-92
 Kacy Swain — 2012-13-15
 Susie Swenson — 1988-81-82

— T —
 Allison Taka — 2007-08-09-10
 Marcy Tarabochia — 1992
 Emma Tautolo — 2003-04-05-06
 Necie Thompson — 1981-82-83-84
 Deborah Thurston — 1981-82-83-84
 Molly Tideback — 1989-90
 Laura Tomich — 1996-97
 Leslie Trapnell — 1975-76
 Erica Tukiainen — 2007-08-09-10

— V —
 Herma Vandelagemaat — 1985
 Sandra VanEmbricqs — 1987-88-89-90
 Marja VanHelvoort — 1984
 Gene VanOostveen — 1991-92-93
 Aisha Veasley — 1995-96-97-98
 Jamila Veasley — 2001-02-03-04

— W —
 Markel Walker — 2010-11-12-13
 Dominique Williams — 2014-15
 Jerica Williams — 2007
 Mariah Williams — 2010-11-12-13
 Natalie Williams — 1991-92-93-94
 Debbie Willie — 1978-79-80-81
 Lisa Willis — 2003-04-05-06
 Brianna Winn — 2002
 Michele Wootton — 1987-88-89-90
 Jane Wortman — 1975
 Charlene Wright — 1975-76
 Lynn Wright — 1977

— Y —
 Nicole Young — 1990-91-93-94
 Elaine Youngs — 1989-90

— Z —
 Shaina Zaidi — 2004-05-06-07

All-Time Numerical Roster

#00

Moriah Faulk (2012)
Ortal Oren (2003, 04, 05, 06)

#1

Thea Lemberger (2012, 13, 14)
Nina Earl (2008, 09, 10, 11)
Natalie Nakase (2000, 01, 02, 03)

#2

Kari Korver (2013, 15)
Jackie Shepard (2010, 11)
Tierra Henderson (2006, 07, 08, 09)
Brianna Winn (2002)

#3

Jordin Canada (2015)
Madeline Brooks (2012)
Darxia Morris (2008, 09, 10, 11)
Shaina Zaidi (2004, 05, 06, 07)
Ayesha Rembert (2000)
Michelle Palmisano (1993)

#4

Lauren Holiday (2013, 14)
Christina Nzekwe (2008, 09, 10, 11)
Kristee Porter (2001)
Sarah Belavic (1999)

#5

Recee' Caldwell (2015)
Mariah Williams (2010, 11, 12)
Alexis Olivier (2007, 08)
Stephanetta Bingley (2005)
Melissa Maurin (2001, 02, 03)
Marie Philman (1997, 98, 99, 00)
Ricarda Kuypers (1994, 95, 96)

#10

Kacy Swain (2012, 13, 15)
Allison Taka (2007, 08, 09, 10)
Whitney Jones (2001, 02, 03, 04)
Erica Gomez (1996, 98, 99, 00)
Chrystal Pakootas (1995)
Dana Childs (1986, 87, 88, 89)
Angel Hardy (1982, 83, 84)
Debbie Willie (1978, 79, 80, 81)

#11

Lajahna Drummer (2015)
Atonye Nyingifa (2009, 11, 12, 13, 14)
Julia Pitts (2003, 04, 06, 07)
Brittany Ringel (2002)
Melanie Pearson (1997, 98, 99)
Marcy Tarabochia (1991, 92)
Michelle Miles (1988, 89, 90)
Tessa Franken (1986)
Herma VandeLagemaat (1985)
Michelle McCoy (1983, 84)
Jeanne Beauprey (1980, 81, 82)



Julia Pitts



Whitney Jones

Anita Ortega (1977, 78, 79)
Venita Griffey (1976)

#12*

Denise Curry (1978, 79, 80, 81)

#13

Luiana Livulo (2014, 15)
Thea Lemberger (2011)
Erica (Latimer) Tukiainen (2007, 08, 09, 10)
Gennifer Arranaga (2001, 02, 03, 04)
Maylana Martin (1997, 98, 99, 2000)
Rachelle Roulier (1988, 89, 90, 91)
Shari Biggs (1984, 85, 86, 87)
Denise Corlett (1978, 79, 80)
Beth Moore (1977)
Charlene Wright (1976)

#14

Dominique Williams (2014)
Mariah Williams (2013)
Lindsey Pluimer (2005, 06, 07, 08)
Natalie Jarrett (2000, 01, 02, 03)
Kristee Porter (1999)
Lynn Richardson (1986, 1987)
Erin Simms (1985)
Mary Hegarty (1981, 82, 82, 83)
Nedra Jerry (1977)

#15*

Ann Meyers (1976, 77, 78)

#20

Dominique Williams (2015)
Rhema Gardner (2011, 12, 14)
Lauren Pedersen (2005, 06)
Michelle Greco (1999, 00, 01, 03)
Rehema Stephens (1990, 91, 92)
Jaime Brown (1985, 86, 87, 88)
Janet Hopkins (1978, 79, 80, 81)

#21

Nirra Fields (2013, 14, 15)
Doreena Campbell (2008, 09, 10, 11)
Brittany Ringel (2004, 05, 06)
Jalina Bradley (2000, 01, 02, 03)
Jamie Oenning (1995, 96, 97, 98)
Detra Lockhart (1991, 92, 93, 94)
Ashley Stevens (1988)
Sue Mead (1985, 86, 87)
Dorice McFadden (1983)
Dietra Hanible (1980, 82)
Beth Moore (1978, 79)
Cindy Harrie (1977)

#22

Madeline (Brooks) Poteet (2013, 14, 15)
Consuelo Lezcano (2004, 05, 06, 07)
Amy Jo Silva (1992, 93)

Teiko Nishi (1985, 86, 87, 88)
Dot Richardson (1984)
Vera James (1979, 80, 82)
Judy LeWinter (1976)

#23

Kelli Hayes (2015)
Markel Walker (2010, 11, 12, 13)
Chinyere Ibekwe (2006, 07, 08, 09)
Nicole Kaczmarek (2000)
Ayesha Rembert (1999)
Nickey Hilbert (1994, 95, 96)
Nicole Anderson (1990, 91, 92, 93)
Eugenie Lewis (1989)
Jackie Joyner (1981, 82, 83, 85)
Beth Moore (1976)

#24

Paulina Hersler (2015)
Candice Brown (2008, 09)
Mari Burningham (1996)
Natalie Williams (1991, 92, 93, 94)
Michele Wootton (1987, 88, 89, 90)
Marja VanHelvoort (1984)
Susie Swenson (1980, 81, 82)
Heidi Nestor (1976, 77, 78)

#25

Monique Billings (2015)
Amy Jalewalia (1991, 92, 93, 94)
Alma Batchie (1986, 87, 88)
Necie Thompson (1981, 82, 83)
Deana Blackwood (1977)
Patricia Erickson (1976)

#30

Tawana Grimes (1995, 96, 97, 98)
DeDe Mosman (1989, 90, 91, 92)
Karen Crozier (1988)
Kristi Moore (1986, 87)
Merja Connolly (1982)
Jean Holm (1980)
Lisa Arreola (1979)
Tam Breckenridge (1977)

#31

Moniquee Alexander (2008, 09, 10)
Amanda Livingston (2004, 05, 06, 07)
Carla Houser (1997, 98)
Zrinka Kristich (1993, 1994, 1995)
Dianne Frierson (1977, 78, 79, 80)

#32

Chrissy Baird (2015)
Alyssia Brewer (2013)
Jerica Williams (2007)
Nikki Blue (2003, 04, 05, 06)
Malika Leatham (2001, 02)
Takiyah Jackson (1996, 97, 98, 00)
Nickey Hilbert (1993)
Lynn Kamrath (1989, 90, 91, 92)
Alice Enriquez (1988)
Mary Madigan (1982)
Melanie Horn (1979, 80, 81, 82)
Bev Groot (1977)

#33

Jasmine Dixon (2010, 11, 13)
Shalada Allen (2001, 02)
Laura Tomich (1996, 1997)
Dawn Baker (1991)
Sandra VanEmbricqs (1987, 88, 89, 90)
Annette Keur (1984, 85)
Cheryl Kelsey (1981)
Maria Sandoval (1980)
Tam Breckenridge (1978, 79)
Lynn Wright (1977)

#34

Corinne Costa (2011, 12, 13, 14, 15)
Regina Rogers (2008)
Moniquee Alexander (2007)
Janae Hubbard (1997, 98, 99, 00)
Laura Collins (1991, 93, 94)

Denise Corlett (1977)

#35

Rebekah Gardner (2009, 10, 11, 12)
Jamila Veasley (2001, 02, 03, 04)
Aisha Veasley (1995, 96, 97, 98)
Stacy Mayeda (1988)
Teik Francis (1986, 87)

#40

Lisa Willis (2003, 04, 05, 06)
Kendee Eulert (1981, 82)
Nancy Jackson (1976)

#41

Char Jones (1982, 83, 84)

#42

Stacy Robertson (2001)
Allison Arredondo (1993, 94, 95, 96)
Althea Ford (1986, 87, 88, 89)
Lori Allen (1976, 77)

#43

Nicole Young (1990, 92, 93, 94)
Anne Dean (1983, 84, 85, 86)

#44

Emma Tautolo (2003, 04, 05, 06)
Carly Funicello (1997, 98, 99, 00)
Gene VanOostveen (1991, 92, 93)
Molly Tideback (1989, 90)
Dora Dome (1985, 86, 87, 88)
Cyd Crampton (1977, 79)

#45

Noelle Quinn (2004, 05, 06, 07)
LaCresha Flannigan (1998, 99, 00)
Kisa Hughes (1994, 95, 96)
Nicole Young (1991)
Deborah Thurston (1981, 82, 83, 84)

#50

Kellie Bennett (1995)
Sheri Bouldin (1987, 88, 89, 90)
Tonya Alston (1983)
Anita Ortega (1976)

#51

Elaine Youngs (1989, 90)

#53

Tia Francis (1984, 85)

#54

Sissy Pickett (2002, 03, 04, 05)
Karen Nash (1977)

#55

Krystle Johnson (2002, 03)
Karen Nash (1976)
**retired numbers*



Althea Ford

Starting Lineups, 1974-75 to Present

2014-15 (19-18, 8-10/6th)

C Corinne Costa, 6-4, Sr. (5.0, 4.7)
 F Kacy Swain, 6-3, Rs-Jr. (4.2, 4.5)
 G Kari Korver, 5-9, Rs-So. (10.1, 3.7)
 G Jordyn Canada, 5-6, Fr. (11.8, 3.4)
 G Nirra Fields, 5-9, Jr. (15.0, 5.4)

2013-14 (13-18, 7-1/8th)

C Luiana Livulo, 6-3, Jr. (4.3, 4.8)
 F Atonye Nyingifa, 5-11, Sr. (18.2, 8.6)
 G Dominique Williams, 5-8, Fr. (0.6, 1.8)
 G Thea Lemberger, 5-7, Sr. (15.0, 2.5)
 G Nirra Fields, 5-9, So. (17.6, 6.3)

2012-13 (26-8, 14-4/3rd)

C Alyssia Brewer, 6-3, Sr. (11.1, 7.7)
 F Atonye Nyingifa, 5-11, Rs-Jr. (11.6, 7.1)
 F Markel Walker, 6-1, Sr. (10.6, 7.2)
 G Thea Lemberger, 5-7, Jr. (8.6, 2.3)
 G Mariah Williams, 5-4, Sr. (3.8, 1.8)

2011-12 (14-16, 9-9/T5th)

F Markel Walker, 6-1, Jr. (14.9, 11.0)
 F Rhema Gardner, 6-1, So. (3.6, 4.5)
 G Rebekah Gardner, 6-1, Sr. (15.9, 6.4)
 G Thea Lemberger, 5-7, So. (12.0, 2.3)
 G Mariah Williams, 5-4, Jr. (4.6, 2.1)

2010-11 (28-5, 16-2/2nd)*

F Markel Walker, 6-1, So. (8.5, 5.4)
 F Jasmine Dixon, 6-0, Jr. (12.1, 7.3)
 F Atonye Nyingifa, 5-11, So.R (8.8, 5.4)
 G Darxia Morris, 5-8, Sr. (12.2, 3.2)
 G Doreena Campbell, 5-10, Sr. (9.2, 3.2)

2009-10 (25-9, 15-3/2nd)*

F Markel Walker, 6-1, Fr. (10.8, 7.5)
 F Jasmine Dixon, 6-0, So. (15.3, 8.0)
 G Darxia Morris, 5-8, Jr. (8.6, 2.7)
 G Doreena Campbell, 5-10, Jr. (9.8, 3.2)
 G Erica Tukiainen, 6-0, Sr. (7.9, 2.4)

2008-09 (19-12, 9-9/T4th)

F Christina Nzekwe, 6-4, So. (6.3, 4.8)
 F Atonye Nyingifa, 5-11, Fr. (6.1, 4.9)
 C Chinyere Ibekwe, 6-4, Sr. (4.9, 6.2)
 G Doreena Campbell, 5-10, So. (12.9, 4.0)
 G Erica Tukiainen, 6-0, Jr. (8.3, 3.1)

2007-08 (16-15, 10-8/T4th)

F Nina Earl, 6-1, Fr. (8.7, 3.4)
 F Lindsey Pluimer, 6-4, Sr. (14.1, 6.5)
 C Moniquee Alexander, 6-6, So. (3.8, 3.1)
 G Doreena Campbell, 5-10, Fr. (8.7, 4.2)
 G Erica Tukiainen, 6-0, So. (4.6, 2.1)

2006-07 (14-18, 7-11/7th)

F Amanda Livingston, 6-1, Sr. (7.8, 4.7)
 F Lindsey Pluimer, 6-4, Jr. (15.5, 5.7)
 C Chinyere Ibekwe, 6-4, So. (7.7, 6.6)
 G Tierra Henderson, 5-10, So. (5.1, 3.6)
 G Noelle Quinn, 6-0, Sr. (17.2, 6.6)

2005-06 (21-11, 12-6/3rd)*

F Amanda Livingston, 6-1, Jr. (7.9, 4.4)
 F Lindsey Pluimer, 6-4, So. (10.1, 6.4)
 G Nikki Blue, 5-8, Sr. (17.0, 5.0)
 G Lisa Willis, 5-11, Sr. (16.3, 6.9)
 G Noelle Quinn, 6-0, Jr. (16.9, 7.1)

2004-05 (16-12, 10-8/6th)

F Amanda Livingston, 6-1, So. (7.9, 4.4)
 F Lindsey Pluimer, 6-4, Fr. (10.1, 6.4)
 G Nikki Blue, 5-8, Jr. (17.0, 5.0)
 G Lisa Willis, 5-11, Jr. (16.3, 6.9)
 G Noelle Quinn, 6-0, So. (16.9, 7.1)

2003-04 (17-13, 11-7/T3rd)*

F Whitney Jones, 5-10, Sr. (5.8, 4.5)
 F Jamila Veasley, 6-1, Sr. (11.8, 3.1)
 G Nikki Blue, 5-8, So. (15.2, 5.6)
 G Lisa Willis, 5-11, So. (14.3, 5.4)
 G Noelle Quinn, 6-0, Fr. (15.9, 7.7)

2002-03 (18-11, 12-6/4th)

F Whitney Jones, 5-10, Jr. (6.8, 4.4)
 F Jamila Veasley, 6-1, Jr. (3.5, 4.9)
 G Nikki Blue, 5-8, Fr. (16.6, 5.5)
 G Michelle Greco, 5-9, Sr.R (18.9, 4.8)
 G Natalie Nakase, 5-2, Sr.R (4.2, 1.6)

2001-02 (9-20, 4-14/8th)

F Whitney Jones, 5-10, So. (9.5, 5.2)
 F Jamila Veasley, 6-1, So. (1.4, 3.1)
 C Malika Leatham, 6-2, Sr. (6.2, 5.9)
 G Jalina Bradley, 5-7, Jr. (6.3, 3.1)
 G Natalie Nakase, 5-2, Jr.R (7.9, 5.1 a)

2000-01 (6-23, 5-13/10th)

F Whitney Jones, 5-10, Fr. (7.2, 4.9)
 F Kristee Porter, 6-0, So.R (13.0, 8.1)
 C Malika Leatham, 6-2, Jr. (6.5, 5.0)
 G Michelle Greco, 5-9, Jr. (19.9, 3.9)
 G Natalie Nakase, 5-2, So.R (4.4, 4.4a)

1999-2000 (18-11, 12-6/4th)*

F Maylana Martin, 6-3, Sr. (17.4, 8.7)
 F Marie Philman, 6-0, Sr. (7.8, 4.9)
 C Janae Hubbard, 6-4, Sr. (10.6, 7.4)
 G Erica Gomez, 5-9, Sr.R (6.8, 5.4a)
 G Nicole Kaczmarek, 5-11, Fr. (11.7, 3.7)

1998-99 (26-8, 15-3/T1st)*

F Maylana Martin, 6-3, Jr. (18.2, 9.4)
 F Marie Philman, 6-0, Jr. (11.1, 5.0)
 C Janae Hubbard, 6-4, Jr. (12.5, 7.9)
 G Erica Gomez, 5-9, Jr.R (7.1, 6.7a)
 G LaCresha Flannigan, 5-7, So. (14.1, 3.0)

1997-98 (20-9, 14-4/T2nd)*

F Maylana Martin, 6-3, So. (18.8, 7.4)
 F Marie Philman, 6-0, So. (10.1, 3.8)
 C Janae Hubbard, 6-4, So. (11.0, 6.1)
 G Erica Gomez, 5-9, So.R (7.5, 5.9a)
 G Tawana Grimes, 5-9, Sr. (6.8, 3.4)

1996-97 (13-14, 7-11/6th)

F Maylana Martin, 6-3, Fr. (17.9, 6.5)
 F Aisha Veasley, 5-9, Jr. (6.3, 5.4)
 C Carly Funicello, 6-4, Fr. (6.8, 4.0)
 G Tawana Grimes, 5-9, Jr. (8.6, 3.7a)
 G Melanie Pearson, 6-1, Fr. (10.8, 3.1)

1995-96 (13-14, 8-10/T6th)

F Tawana Grimes, 5-9, So. (7.5, 4.1)
 F Zrinka Kristich, 6-5, Sr. (11.1, 6.9)
 C Kisa Hughes, 6-4, Sr.R (13.1, 8.0)
 G Nickey Hilbert, 5-7, Jr.R (16.9, 4.3)
 G Erica Gomez, 5-9, Fr. (11.8, 6.5a)

1994-95 (10-17, 5-13/T8th)

F Kellie Bennett, 6-2, Sr. (9.4, 5.2)
 F Tawana Grimes, 5-9, Fr. (5.6, 4.0)
 C Kisa Hughes, 6-4, Jr.R (16.4, 10.4)
 G Nickey Hilbert, 5-7, So.R (11.8, 4.0)
 G Ricarda Kuypers, 5-8, Jr. (7.6, 3.3a)

1993-94 (15-12, 10-8/5th)

F Nicole Young, 5-11, Sr.R (5.2, 2.8)
 F Natalie Williams, 6-1, Sr.R (23.4, 13.1)
 C Zrinka Kristich, 6-5, So. (5.8, 5.7)
 G Amy Jalewalia, 6-1, Sr. (14.3, 4.3)
 G Detra Lockhart, 5-6, Sr. (11.3, 3.2)

1992-93 (13-14, 8-10/7th)

F Amy Jalewalia, 6-1, Jr. (12.2, 4.6)
 F Natalie Williams, 6-1, Jr.R (21.1, 13.5)
 C Zrinka Kristich, 6-5, Fr. (3.1, 3.9)
 G Michelle Palmisano, 5-9, Fr. (11.6, 3.6)
 G Nicole Anderson, 5-5, Sr. (13.3, 5.0a)

1991-92 (21-10, 12-6/T3rd)*

F Natalie Williams, 6-1, So.R (21.5, 13.8)
 F Rehema Stephens, 5-11, Sr.R (19.8, 7.7)
 C Lynn Kamrath, 6-4, Sr. (7.4, 6.4)
 G DeDe Mosman, 5-8, Sr. (11.4, 4.0)
 G Nicole Anderson, 5-5, Jr. (8.8, 4.7a)

1990-91 (15-13, 10-8/T4th)

F Nicole Young, 5-11, So. (5.9, 4.4)
 F Amy Jalewalia, 6-1, Fr. (7.6, 5.7)
 C Natalie Williams, 6-1, Fr.R (14.2, 10.3)
 G Rehema Stephens, 5-11, Jr.R (25.3, 8.0)
 G Nicole Anderson, 5-5, So. (9.1, 3.5a)

1989-90 (17-12, 12-6/3rd)*

F Sandra VanEmbricqs, 6-3, Sr. (14.1, 9.6)
 F Michele Wootton, 6-0, Sr. (10.5, 5.8)
 C Lynn Kamrath, 6-4, So. (2.6, 2.6)
 G Rehema Stephens, 5-11, So.R (20.1, 6.4)
 G Nicole Anderson, 5-5, Fr. (7.7, 3.7a)

1988-89 (12-16, 8-10/T4th)

F Sandra VanEmbricqs, 6-3, Jr. (13.5, 7.8)
 F Althea Ford, 6-0, Sr. (6.4, 5.3)
 C Molly Tideback, 6-3, Fr. (12.8, 4.5)
 G Rachelle Roulier, 5-10, So. (8.5, 3.1)
 G Michelle Miles, 5-7, Fr.R (4.1, 3.3a)

1987-88 (19-11, 12-6/4th)

F Sandra VanEmbricqs, 6-3, So. (10.0, 7.3)
 F Michele Wootton, 6-0, So. (7.0, 4.4)
 C Sheri Bouldin, 6-3, So. (6.1, 5.6)
 G Dora Dome, 5-10, Sr. (19.7, 8.1)
 G Teiko Nishi, 5-8, Jr.R (2.6, 4.3a)

1986-87 (18-10, 11-7/4th)

F Dora Dome, 5-10, Jr. (16.7, 6.3)
 F Sandra VanEmbricqs, 6-3, Fr. (6.7, 6.0)
 C Sue Mead, 6-5, Jr. (3.5, 5.2)
 G Jaime Brown, 5-9, Jr. (13.3, 4.1)
 G Kristi Moore, 5-6, Sr. (5.9, 4.4a)

1985-86 (12-16, 3-5/4th)

F Shari Biggs, 6-1, Jr. (10.0, 5.0)
 F Dora Dome, 5-10, So. (11.6, 5.6)
 C Sue Mead, 6-5, So. (4.3, 7.6)
 G Anne Dean, 5-10, Sr. (14.3, 3.9)
 G Kristi Moore, 5-6, Jr. (6.1, 4.4a)

1984-85 (20-10, 10-4/2nd)*

F Jackie Joyner, 5-10, Sr.R (12.7, 9.1)
 F Shari Biggs, 6-1, So. (8.1, 5.2)
 C Annette Keur, 6-4, So. (13.5, 7.6)
 G Anne Dean, 5-10, Jr. (14.3, 3.5)
 G Angel Hardy, 5-7, Sr. (6.4, 6.0a)

1983-84 (17-12, 6-8/5th)

F Char Jones, 6-1, Jr. (12.7, 6.9)
 F Marja VanHelvoort, 6-3, Sr. (13.5, 6.7)
 C Annette Keur, 6-4, Fr. (15.6, 7.6)
 G Anne Dean, 5-10, So. (10.9, 3.3a)
 G Angel Hardy, 5-7, Jr. (7.8, 3.6a)

1982-83 (18-11, 9-5/3rd)*

F Char Jones, 6-1, So. (14.2, 7.9)
 F Jackie Joyner, 5-10, Jr. (8.8, 5.6)
 C Necie Thompson, 6-1, Jr. (16.0, 11.3)
 G Angel Hardy, 5-7, So. (7.6, 2.7a)
 G Michelle McCoy, 5-6, Fr. (7.9, 3.7a)

Starting Lineups, 1974-75 to Present

1981-82 (16-14, 7-5/4th)

F Char Jones, 6-1, Fr. (11.1, 7.8)
F Jackie Joyner, 5-10, So. (8.0, 5.8)
C Necie Thompson, 6-1, So. (20.0, 10.6)
G Susie Swenson, 5-9, Sr. (14.3, 4.6)
G Mary Hegarty, 5-8, So. (5.3, 4.4a)

1980-81 (29-7, 9-3/2nd)†

F Denise Curry, 6-1, Sr. (25.8, 10.0)
F Jackie Joyner, 5-10, Fr. (9.2, 4.6)
C Necie Thompson, 6-1, Fr. (14.3, 8.7)
G Debbie Willie, 5-9, Sr. (6.3, 2.0)
G Mary Hegarty, 5-8, Fr. (7.3, 6.7a)

1979-80 (18-12, 9-3/2nd)†

F Denise Curry, 6-1, Jr. (28.5, 11.2)
F Debbie Willie, 5-9, Jr. (13.0, 4.2)
C Jeanne Beauprey, 6-0, Fr. (8.9, 7.4)
G Dietra Hanible, 5-5, Fr. (5.5, 1.8)
G Dianne Frierson, 5-6, Sr. (8.4, 4.2a)

1978-79 (24-10, 7-1/1st)†

F Denise Curry, 6-1, So. (23.6, 10.0)
F Debbie Willie, 5-9, So. (13.4, 5.6)
C Denise Corlett, 5-11, Jr. (8.4, 7.4)
G Anita Ortega, 5-8, Sr. (16.1, 3.8a)
G Dianne Frierson, 5-6, Jr. (8.4, 3.3a)

1977-78 (27-3, 8-0/1st)†

F Denise Curry, 6-1, Fr. (20.3, 9.1)
F Anita Ortega, 5-8, Jr. (18.4, 4.4)
C Heidi Nestor, 6-1, Sr. (10.3, 7.9)
G Dianne Frierson, 5-6, So. (10.5, 4.4a)
G Ann Meyers, 5-9, Sr. (18.6, 6.3a)

1976-77 (20-3, 7-1/1st)†

F Anita Ortega, 5-8, So. (14.8, 5.8)
F Karen Nash, 5-7, Sr. (8.1, 2.0)
C Heidi Nestor, 6-1, Jr. (5.6, 5.6)
G Dianne Frierson, 5-6, Fr. (12.2, 2.3)
G Ann Meyers, 5-9, Jr. (18.3, 7.3)

1975-76 (19-4, 12-1/1st)†

F Anita Ortega, 5-8, Fr. (14.3, 5.6)
F Karen Nash, 5-7, Jr. (15.3, 5.6)
C Leslie Trapnell, 5-9, Sr. (8.2, 7.7)
G Judy LeWinter, 5-6, Sr. (14.0, 3.6)
G Ann Meyers, 5-9, So. (14.0, 5.6a)

1974-75 (18-4, 9-1/1st)

F Venita Griffey, 5-10, So. (12.2, 8.9)
F Karen Nash, 5-7, So. (8.6, 4.4)
C Leslie Trapnell, 5-9, Jr. (8.3, 6.0)
G Judy LeWinter, 5-6, Jr. (9.5, 3.0)
G Ann Meyers, 5-9, Fr. (18.3, 5.4a)

Notes — * indicates NCAA Tournament team; † indicates AIAW
Tournament team; record includes (overall, conference/conference finish)

UCLA Honor Roll - National Awards

Kodak 1st-Team All-Americans

- 1999 — Maylana Martin
- 1994 — Natalie Williams
- 1981 — Denise Curry
- 1980 — Denise Curry
- 1979 — Denise Curry
- 1978 — Ann Meyers
- 1977 — Ann Meyers
- 1976 — Ann Meyers
- 1975 — Ann Meyers

USBWA All-Americans

- 1994 — Natalie Williams, 1st team
- 1993 — Natalie Williams, 1st team

Naismith All-Americans

- 1994 — Natalie Williams, 1st team
- 1993 — Natalie Williams, 1st team

AP All-Americans

- 2013 — Markel Walker, Hon. mention
- 2011 — Jasmine Dixon, Hon. mention
- 2008 — Lindsey Pluimer, Hon. mention
- 2007 — Noelle Quinn, Hon. mention
- 2006 — Nikki Blue, Hon. mention;
- 2006 — Noelle Quinn, Hon. mention
- 2005 — Lisa Willis, Hon. mention
- 2005 — Nikki Blue, Hon. mention
- 2000 — Maylana Martin, Hon. mention
- 1999 — Maylana Martin, 3rd team
- 1999 — Erica Gomez, Hon. mention
- 1998 — Maylana Martin, Hon. mention

Kodak All-Region

- 2007 — Noelle Quinn, 1st team
- 2006 — Nikki Blue, 1st team
- 2006 — Noelle Quinn, 1st team
- 2006 — Lisa Willis, 1st team
- 2005 — Nikki Blue, 1st team
- 2003 — Michelle Greco, 1st team
- 2000 — Maylana Martin, 1st team
- 1999 — Maylana Martin, 1st team
- 1998 — Maylana Martin, 1st team
- 1994 — Natalie Williams, 1st team
- 1993 — Natalie Williams, 1st team
- 1988 — Dora Dome, 1st team

Basketball Times All-Americans

- 1994 — Natalie Williams, 1st team
- 1993 — Natalie Williams, 1st team

Basketball America All-Americans

- 1994 — Natalie Williams, 1st team

Fast Break All-Americans

- 1988 — Dora Dome, 2nd team

Freshman All-America (Bkb. Times)

- 1996 — Erica Gomez, 1st team

Young All-American (GBallMag.com)

- 2004 — Noelle Quinn

Academic All-Americans (CoSIDA)

- 1986 — Anne Dean, 2nd team
- 1982 — Mary Hegarty, 4th team
- 1981 — Denise Curry, 1st team
- 1980 — Dianne Frierson, 3rd team



Kodak All-Americans Ann Meyers, Maylana Martin, Natalie Williams, former head coach Kathy Olivier and Denise Curry

Academic All-District (CoSIDA)

- 2008 — Lindsey Pluimer, 1st team
- 2007 — Lindsey Pluimer, 2nd team
- 2007 — Noelle Quinn, 3rd team
- 2006 — Noelle Quinn, 1st team
- 2006 — Lindsey Pluimer, 3rd team
- 1986 — Anne Dean, 1st team
- 1982 — Mary Hegarty, 1st team
- 1981 — Denise Curry, 1st team
- 1980 — Dianne Frierson, 1st team

Broderick Cup/Award

- 1978 — Ann Meyers

Victor Award

- 1994 — Natalie Williams

National Coach of the Year

- 1978 — Billie Moore

Naismith Hall of Fame

- 1999 — Billie Moore
- 1997 — Denise Curry
- 1993 — Ann Meyers

Women's Basketball Hall of Fame

- 1999 — Denise Curry
- 1999 — Ann Meyers
- 1999 — Billie Moore, coach

FIBA Hall of Fame

- 2007 — Ann Meyers

UCLA Hall of Fame

- 2004 — Natalie Williams
- 2002 — Anita Ortega
- 2000 — Billie Moore
- 1999 — Denise Corlett
- 1993 — Denise Curry
- 1988 — Ann Meyers

NCAA Silver Anniversary Award

- 2002 — Ann Meyers

Kodak Silver Anniversary Team

- Ann Meyers

UCLA's Kodak All-Americans



Ann Meyers



Denise Curry



Natalie Williams



Maylana Martin

Parade Magazine All-America HS Girls Basketball Team Selections

2008-09	Markel Walker, 1st team	1988-89	Natalie Williams, 1st team
2007-08	Jasmine Dixon, 1st team	1987-88	Molly Tideback, 1st team
	Alyssia Brewer, 2nd team		Natalie Williams, 2nd team
2003-04	Lindsey Pluimer, 4th team		Lynn Kamrath, 4th team
2002-03	Noelle Quinn, 2nd team	1986-87	Molly Tideback, 1st team
2001-02	Nikki Blue, 1st team		Rehema Stephens, 3rd team
	Noelle Quinn, 3rd team		Rachelle Roulier, 4th team
1998-99	Nicole Kaczmariski, 1st team	1984-85	Althea Ford, 3rd team
1997-98	Michelle Greco, 3rd team	1981-82	Michelle McCoy, 2nd team
	Nicole Kaczmariski, 3rd team	1979-80	Necie Thompson, 3rd team
1995-96	Maylana Martin, 1st team		Kendee Eulert, 4th team
1994-95	Takiyah Jackson, 1st team	1977-78	Kendee Eulert, 3rd team
	Erica Gomez, 4th team		Melanie Horn, 4th team
1993-94	Erica Gomez, 3rd team	1976-77	Denise Curry, 1st team
	Takiyah Jackson, 4th team		

ESPN HS CAL-HI SPORTS MS. BASKETBALL STATE PLAYER OF THE YEAR

2012	Nirra Fields	1976	Denise Curry
2008	Jasmine Dixon	1975	Anita Ortega
1998	Michelle Greco	1974	Ann Meyers
1996	Maylana Martin	1973	Ann Meyers
1977	Denise Curry	1972	Ann Meyers

UCLA Honor Roll - Conference Awards

Conference Player of the Year

1999 — Maylana Martin
1994 — Natalie Williams
1981 — Denise Curry
1980 — Denise Curry
1979 — Denise Curry

Conference Freshman of the Year

2015 — Jordin Canada
2004 — Noelle Quinn
1997 — Maylana Martin
1996 — Erica Gomez
1989 — Molly Tideback

Conference Coach of the Year

2010 — Nikki Caldwell (Pac-10)
1985 — Billie Moore (WCAA)

Pac-10 Female Athlete of the Decade

1987-96 — Natalie Williams

Pac-10/12 Scholar-Athlete of the Year

2007-08 — Lindsey Pluimer

All-Conference Selections

2015 — Nirra Fields (Coaches)
2014 — Atonye Nyingifa (Coaches)
Nirra Fields (Coaches)
2013 — Atonye Nyingifa (Coaches)
Markel Walker (Coaches)
Alyssiz Brewer (Coaches)
2012 — Rebekah Gardner (1st team)
Markel Walker (1st team)
Thea Lemberger (Honorable mention)
2011 — Doreena Campbell (1st team)
Jasmine Dixon (1st team)
Darxia Morris (1st team)
2010 — Doreena Campbell (1st team)
Jasmine Dixon (1st team)
Markel Walker (Honorable mention)
2009 — Doreena Campbell (2nd team)
Erica Tukiainen (Honorable mention)
2008 — Lindsey Pluimer (1st team)
Doreena Campbell (Honorable mention)
2007 — Noelle Quinn (1st team)
Lindsey Pluimer (Honorable mention)
2006 — Nikki Blue (1st team)
Lisa Willis (1st team)
Noelle Quinn (1st team)
2005 — Nikki Blue (1st team)
Lisa Willis (1st team)
Noelle Quinn (Honorable mention)
2004 — Nikki Blue (1st team)
Noelle Quinn (1st team)
Lisa Willis (Honorable mention)
2003 — Michelle Greco (1st team)
Nikki Blue (1st team)
2002 — Natalie Nakase (Honorable mention)
2001 — Michelle Greco (1st team)
2000 — Maylana Martin (1st team)
Janae Hubbard (Honorable mention)
Michelle Greco (Honorable mention)
1999 — Maylana Martin (1st team)
Erica Gomez (1st team)
LaCresha Flannigan (1st team)
Janae Hubbard (Honorable mention)
1998 — Maylana Martin (1st team)
Erica Gomez (1st team)
Tawana Grimes (Honorable mention)
1997 — Maylana Martin (1st team)
Tawana Grimes (Honorable mention)
1996 — Nickey Hilbert (1st team)
Erica Gomez (Honorable mention)
1995 — Kisa Hughes (1st team)

1994 — Natalie Williams (1st team)
1993 — Natalie Williams (1st team)
Nicole Anderson (1st team)
1992 — Natalie Williams (1st team)
Rehema Stephens (1st team)
1991 — Rehema Stephens (1st team)
1990 — Rehema Stephens (1st team)
Sandra VanEmbricqs (1st team)
1989 — Sandra VanEmbricqs (1st team)
1988 — Dora Dome (1st team)
1987 — Dora Dome (1st team)
Jaime Brown (Honorable mention)
1986 — Anne Dean (1st team)
Jaime Brown (2nd team)
Shari Biggs (2nd team)
1985 — Jackie Joyner (1st team)
Anne Dean (2nd team)
Annette Keur (2nd team)
1984 — Annette Keur (2nd team)
Marja VanHelvoort (2nd team)
Anne Dean (Honorable mention)
1983 — Necie Thompson (2nd team)
Char Jones (Honorable mention)
1982 — Necie Thompson (1st team)
Susie Swenson (Honorable mention)
1981 — Denise Curry (1st team)
Necie Thompson (2nd team)
1980 — Denise Curry (1st team)
Debbie Willie (2nd team)
1979 — Denise Curry (1st team)
Anita Ortega (1st team)
Debbie Willie (2nd team)
Dianne Frierson (Honorable mention)
1978 — Ann Meyers (1st team)
Denise Curry (1st team)
Anita Ortega (1st team)
Heidi Nestor (2nd team)
1977 — Ann Meyers (1st team)
Anita Ortega (1st team)

All-Conference Freshman Team

2015 — Jordin Canada (1st team)
Monique Billings (1st team)
2013 — Nirra Fields (Honorable mention)
Kari Korver (Honorable mention)
2010 — Markel Walker (1st team)
2009 — Atonye Nyingifa (1st team)
2008 — Doreena Campbell (1st team)
Nina Earl (Honorable mention)
Darxia Morris (Honorable mention)
Regina Rogers (Honorable mention)
2005 — Lindsey Pluimer (1st team)
2004 — Noelle Quinn (1st team)
2003 — Nikki Blue (1st team)
2000 — Nicole Kaczmariski (1st team)
1999 — Michelle Greco (1st team)
1998 — LaCresha Flannigan (Honorable mention)
1997 — Maylana Martin (1st team)
Carly Funicello (Honorable mention)
Janae Hubbard (Honorable mention)
1996 — Erica Gomez (1st team)
1995 — Tawana Grimes (1st team)
1993 — Michelle Palmisano (1st team)
1991 — Natalie Williams (1st team)
1990 — Nicole Anderson (1st team)
1989 — Molly Tideback (1st team)

All-Conference Defensive Team

2014 — Corinne Costa (Honorable Mention)
2013 — Markel Walker (1st team)
2011 — Darxia Morris (Honorable mention)
Jasmine Dixon (Honorable mention)
2010 — Jasmine Dixon (Honorable mention)
Markel Walker (Honorable mention)

2008 — Tierra Henderson (1st team)
Nina Earl (Honorable mention)
Darxia Morris (Honorable mention)

Pac-10/12 All-Academic

2015 — Kari Korver (2nd team)
2013 — Mariah Williams (1st team)
2012 — Rebekah Gardner (Honorable mention)
Thea Lemberger (Honorable mention)
Mariah Williams (Honorable mention)
2011 — Mariah Williams (2nd team)
Rebekah Gardner (Honorable mention)
Markel Walker (Honorable mention)
2010 — Allison Taka (1st team)
Erica Tukiainen (2nd team)
Rebekah Gardner (Honorable mention)
2009 — Allison Taka (1st team)
Erica Tukiainen (2nd team)
2009 — Allison Taka (1st team)
Erica Tukiainen (2nd team)
2008 — Lindsey Pluimer (1st team)
Erica Tukiainen (Honorable mention)
2007 — Lindsey Pluimer (1st team)
Noelle Quinn (Honorable mention)
Shaina Zaidi (Honorable mention)
2006 — Lindsey Pluimer (1st team)
Lauren Pedersen (Honorable mention)
Noelle Quinn (Honorable mention)
2005 — Noelle Quinn (Honorable mention)
2000 — Maylana Martin (2nd team)
1996 — Allison Arredondo (2nd team)
Ricarda Kuypers (2nd team)
1995 — Ricarda Kuypers (1st team)
1989 — Michelle Miles (2nd team)

Pac-10/12 All-Tournament Team

2013 — Alyssia Brewer
Markel Walker
2011 — Doreena Campbell
Darxia Morris
2010 — Jasmine Dixon
Markel Walker
2009 — Atonye Nyingifa
2007 — Noelle Quinn
2006 — Lisa Willis (MVP)
Noelle Quinn
Nikki Blue
2005 — Nikki Blue
2004 — Nikki Blue
2003 — Nikki Blue

Pac-10/12 Player of the Week

2013-14 — Atonye Nyingifa (Nov. 25)
Nirra Fields (Dec. 30)
2012-13 — Markel Walker (Nov. 26)
Alyssia Brewer (Dec. 10);
Nirra Fields (Dec. 31)
Atonye Nyingifa (Jan. 14)
2011-12 — Markel Walker (Feb. 6)
2010-11 — Darxia Morris (Nov. 22)
Darxia Morris (Feb. 28)
2009-10 — Jasmine Dixon (Mar. 1)
Markel Walker (Feb. 1)
2008-09 — Doreena Campbell (Jan. 12)
2007-08 — Lindsey Pluimer (Feb. 4)
2005-06 — Lisa Willis (Feb. 27)
Noelle Quinn (Feb. 13);
Noelle Quinn (Jan. 30)
Noelle Quinn (Dec. 5)
Lisa Willis (Nov. 28)
2004-05 — Nikki Blue (Jan. 31)

**NOTE --- (UCLA's Conference Affiliations Over the Years:
1977-85: WCAC-Western Collegiate Athletic Conf.; 1986:
Pac-West; 1987-2011: Pacific-10; 2012-Pac-12)**

UCLA Honor Roll - Conference Awards

Noelle Quinn (Dec. 30)
Noelle Quinn (Nov. 22)
Noelle Quinn (Nov. 29)
2003-04 — Noelle Quinn (Feb. 8)
Noelle Quinn (Feb. 15)
2002-03 — Michelle Greco (Jan. 13)
1999-00 — Maylana Martin (Dec. 13)
Maylana Martin (Jan. 24)
Nicole Kaczmariski (Mar. 6)
1998-99 — Maylana Martin (Nov. 30)
LaCresha Flannigan (Jan. 11)
Marie Philman (Feb. 1)
Maylana Martin (Feb. 22)
1997-98 — Melanie Pearson (Dec. 22)
1995-96 — Nickey Hilbert (Jan. 22)
1993-94 — Amy Jalewalia (Dec. 6)
Natalie Williams (Jan. 31)
Natalie Williams (Feb. 7)
Natalie Williams (Feb. 14)
1992-93 — Natalie Williams (Jan. 11)
Natalie Williams (Feb. 22)
1991-92 — Rehema Stephens (Feb. 3)
Natalie Williams (Feb. 10)
Natalie Williams (Mar. 16)
1990-91 — Rehema Stephens (Dec. 10)
Natalie Williams (Jan. 28)
1989-90 — Rehema Stephens (Dec. 11)
Sandra VanEmbricqs (Feb. 5)
1988-89 — Sandra VanEmbricqs (Jan. 23)
1987-88 — Dora Dome (Feb. 9)
1986-87 — Dora Dome (Jan. 12)

Pac-10/12 Freshman of the Week

2014-15 — Jordin Canada (Dec. 29)
Jordin Canada (Jan. 12)
Jordin Canada (Jan. 19)
Jordin Canada (Mar. 2)
2012-13 — Nirra Fields (Dec. 31)



Coach Kathy Olivier and 2006 Pac-10 All-Tournament Team members Nikki Blue, Lisa Willis and Noelle Quinn

Bruins On U.S.A. National Teams

U.S.A. Olympic Team

- 2000 — Natalie Williams (gold medal)
- 1984 — Denise Curry (gold medal)
- 1980 — Denise Curry (boycott)
- 1976 — Ann Meyers, Coach Billie Moore (silver medal)

U.S.A. Youth Development Festival

- 2007 — Jasmine Dixon (bronze medal)
- 2005 — Moniquee Alexander (bronze medal)
- 2003 — Lindsey Pluimer (bronze medal)
- 2002 — Noelle Quinn

U.S.A. World Championship Team

- 2002 — Natalie Williams (gold medal)
- 1998 — Natalie Williams (gold medal)
- 1983 — Denise Curry (silver medal)
- 1979 — Denise Curry (gold medal)
Ann Meyers (gold medal)
- 1975 — Ann Meyers

U.S.A. Junior World Championship Team

- 1997 — Maylana Martin (gold medal)

U.S.A. Jr. World Champ. Qualifying Team

- 1996 — Maylana Martin

U.S.A. FIBA Americas U18 Championship

- 2014 — Reece' Caldwell (gold medal)

U.S.A. World University Games Team

- 2015 — Jordyn Canada (gold medal)
- 2005 — Lisa Willis (gold medal)
- 1981 — Denise Curry (silver medal)
- 1977 — Ann Meyers (silver medal)

U.S.A. Jones Cup Team

- 1998 — Erica Gomez (gold medal)
- 1996 — Natalie Williams (gold medal)
- 1991 — Rehema Stephens (bronze medal)
Nicole Anderson (bronze medal)
- 1984 — Denise Curry (gold medal)
- 1979 — Denise Curry (gold medal)
Ann Meyers (gold medal)

U.S.A. Pan American Games Team

- 1983 — Denise Curry (gold medal)
- 1979 — Denise Curry (silver medal)
Ann Meyers (silver medal)
- 1975 — Ann Meyers (gold medal)

U.S.A. Olympic Festival Teams

- 1991 — Kellie Bennett (bronze medal)

- 1990 — Nicole Young (silver medal)
- 1989 — Molly Tideback
Rehema Stephens
- 1987 — Rehema Stephens (gold medal)
Sheri Bouldin (bronze medal)
- 1986 — Dora Dome (bronze medal)
- 1985 — Dora Dome
Shari Biggs
- 1983 — Shari Biggs (silver medal)
Michelle McCoy (silver medal)
Dorice McFadden (silver medal)
- 1982 — Angel Hardy
Char Jones (silver medal)
Dorice McFadden (silver medal)
- 1981 — Necie Thompson
Mary Hegarty
Michelle McCoy
- 1979 — Kendee Eulert (bronze medal)
Vera James (bronze medal)
- 1978 — Melanie Horn (bronze medal)
Kendee Eulert
Vera James
Beverly Groot



Natalie Williams (right) won team gold at the 2000 Olympics



Lisa Willis (top row, first from right) helped Team USA win gold at the 2005 World University Games




1976 Olympic coach Billie Moore



Erica Gomez won team gold at the 1998 Jones Cup, and Maylana Martin won team gold at the 1997 Junior World Championships. Martin led the U.S. in scoring with a 17.9 points per game average. She also averaged 7.0 rebounds per game.




Bruins In The Pros



Noelle Quinn (2007-present)



Nikki Blue (2006-2010)



Lisa Willis (2006-2008)



Natalie Williams (1999-05)



Michelle Greco (2004)



Maylana Martin (2000-02)



Rehema Stephens (1998)



Sandra Van Embricqs (1998)

Bruins In The WNBA

Nikki Blue

Washington Mystics (2006-09)
New York Liberty (2010)

Michelle Greco

Seattle Storm (2004)

Maylana Martin

Charlotte Sting (2002)
Minnesota Lynx (2000-01)

Noelle Quinn

Minnesota Lynx (2007-08)
Los Angeles Sparks (2009-)

Rehema Stephens

Sacramento Monarchs (1998)

Sandra Van Embricqs

Los Angeles Sparks (1998)

Natalie Williams

Indiana Fever (2003-05)
Utah Starzz (1999-2002)

Lisa Willis

Los Angeles Sparks (2006-07)
New York Liberty (2007-08)

Bruins In The WNBA Draft

Lindsey Pluimer

Washington Mystics (2008 - 2nd Rd. /20th pick)

Noelle Quinn

Minnesota Lynx (2007 - 1st Rd. /4th pick)

Lisa Willis

Los Angeles Sparks (2006 - 1st Rd. /5th pick)

Nikki Blue

Washington Mystics (2006-2nd Rd. /19th pick)

Nicole Kaczmarek

New York Liberty (2003 - 3rd Rd. /39th pick)

Maylana Martin

Minnesota Lynx (2000 - 1st Rd. /10th pick)

Natalie Williams

Utah Starzz (1999 - 1st Rd. /3rd pick)

Rehema Stephens

Los Angeles Sparks (1998 - 3rd Rd. /25th pick)



Bruins In The Pros

Bruins In Other Pro Leagues

Nikki Blue

Turkey (2007)

Alyssia Brewer

Miskolc, Hungary (2015-16)

Corinne Costa

Saarlouis, Germany (2015-16)

Denise Curry

G.S. Ferrara, Italy (1989-90)

Stade Francais Versailles, France (1985-90)

DJK Agon 08 Dusseldorf, Germany (1982-85)

Michelle Greco

Levoni Taranto, Italy (2006)

Acer Priolo, Italy (2005)

Apollon Ptolemaidas, Greece (2004)

Maccabi Raanana, Israel (2003)

Venita Griffey

St. Louis Streak, WBL (1979-80)

Minnesota Fillies, WBL (1979-80)

Janae Hubbard

Team Apollon, Greece (2001-2002)

Jackie Joyner-Kersey

Richmond Rage, ABL (1996)

Thea Lemberger

Orduspor, Turkey (2015-16)

Amanda Livingston

BC Pharmaserv Marburg, Germany (2008)

Luiana Livulo

Osnabruck, Germany (2015-16)

Ann Meyers

Houston Angels, WBL (1978) - #1 draft pick

New Jersey Gems, WBL (1979-80) - League MVP

Natalie Nakase

San Jose Spiders, NWBL (2005)

San Diego Siege, NWBL (2006)

Heidi Nestor

Milwaukee Does, WBL (1979-80)

San Francisco Pioneers, WBL (1980-81)

New Orleans Pride, WBL (1980-81)

Atonye Nyngifa

Elitzur Holon, Israel (2015-16)

Anita Ortega

San Francisco Pioneers, WBL (1979-80, 80-81)

Minnesota Fillies, WBL (1980-81)

Lindsey Pluimer

Sydney Uni Flames, Australia (2008)

Rehema Stephens

Sporting Athens, Greece (1998)

Richmond Rage, ABL (1997)

Sandra VanEmbricqs

CJM Bourges Basket, France (1998)

Soubry Kortrijk, Belgium (1996)

BCSS Namur, Belgium (1995)

Texim Tonego, Netherlands (1994)

Markel Walker

Ponce, Puerto Rico (2014-15)

Natalie Williams

Portland Power, ABL (1997-99), League MVP '98

Shaina Zaidi

Wolfenbuttel Wildcats, Germany (2007)

I,000-Point Club



Denise Curry — No. 12, Forward, Davis, CA (Davis HS)

Years	Record	G-GS	FG-A	Pct.	3FG-A	Pct.	FT-A	Pct.	REB	Avg.	A	S	BS	PTS	Avg.
1980-81	29-7	36	390-647	.603	---	---	150-192	.781	360	10.0	133	58	22	930	25.8
1979-80	18-12	30	361-599	.603	---	---	133-149	.893	337	11.2	83	42	12	855	28.5
1978-79	24-10	34	355-586	.606	---	---	93-115	.809	340	10.0	94	54	25	803	23.6
1977-78	27-3	30	280-451	.621	---	---	50-65	.769	273	9.1	43	46	15	610	20.3
TOTALS	98-32	130	1386-2283	.607	---	---	426-521	.818	1310	10.1	353	200	74	3198	24.6



Maylana Martin — No. 13, Forward, Perris, CA (Perris HS)

Years	Record	G-GS	FG-A	Pct.	3FG-A	Pct.	FT-A	Pct.	REB	Avg.	A	S	BS	PTS	Avg.
1999-00	18-11	29-29	193-353	.547	0-1	.000	120-205	.585	252	8.7	49	56	38	506	17.4
1998-99	26-8	31-29	205-379	.541	1-3	.333	154-216	.713	292	9.4	62	74	23	565	18.2
1997-98	20-9	29-29	206-384	.536	0-1	.000	134-186	.720	216	7.4	31	43	23	546	18.8
1996-97	13-14	27-27	171-306	.559	0-2	.000	142-190	.747	175	6.5	34	64	12	484	17.9
TOTALS	77-42	116-114	775-1422	.545	1-7	.143	550-797	.690	935	8.1	176	237	96	2101	18.1



Rehema Stephens — No. 20, Guard/Forward, Vallejo, CA (Oakland Technical HS)

Years	Record	G-GS	FG-A	Pct.	3FG-A	Pct.	FT-A	Pct.	REB	Avg.	A	S	BS	PTS	Avg.
1991-92	21-10	30-28	236-594	.397	9-47	.192	114-139	.820	231	7.7	55	44	18	595	19.8
1990-91	15-13	28-28	273-617	.442	47-120	.392	116-165	.703	225	8.0	64	56	11	709	25.3
1989-90	17-12	29-28	238-596	.399	11-55	.200	96-137	.701	187	6.4	42	45	6	583	20.1
TOTALS	53-35	87-84	747-1807	.413	67-222	.302	326-441	.739	643	7.4	161	145	35	1887	21.7



Noelle Quinn — No. 45, Guard, Los Angeles, CA (Bishop Montgomery HS)

Years	Record	G-GS	FG-A	Pct.	3FG-A	Pct.	FT-A	Pct.	REB	Avg.	A	S	BS	PTS	Avg.
2006-07	14-18	32-32	207-507	.408	32-84	.381	103-128	.805	211	6.6	184	37	11	549	17.2
2005-06	21-11	32-32	228-481	.474	25-67	.373	99-133	.744	263	8.2	123	47	25	580	18.1
2004-05	16-12	16-16	111-266	.417	6-20	.300	42-56	.750	113	7.1	58	52	8	270	16.9
2003-04	17-13	27-26	167-395	.423	18-69	.261	78-109	.716	207	7.7	85	60	10	430	15.9
TOTALS	68-54	107-106	713-1649	.432	81-240	.338	322-426	.756	794	7.4	450	196	54	1829	17.1



Natalie Williams — No. 24, Center/Forward, Taylorsville, UT (Taylorsville HS)

Years	Record	G-GS	FG-A	Pct.	3FG-A	Pct.	FT-A	Pct.	REB	Avg.	A	S	BS	PTS	Avg.
1993-94	15-12	24-24	243-426	.570	---	---	75-145	.517	314	13.1	31	73	23	561	23.4
1992-93	13-14	23-23	201-425	.473	---	---	86-115	.748	310	13.5	27	57	33	488	21.2
1991-92	21-10	23-23	197-352	.560	---	---	101-160	.631	318	13.8	29	65	29	495	21.5
1990-91	15-13	19-16	104-208	.500	---	---	61-91	.670	195	10.3	14	31	12	269	14.2
TOTALS	64-49	89-86	745-1411	.528	---	---	323-511	.632	1137	12.8	101	226	97	1813	20.4



Nikki Blue — No. 32, Guard, Bakersfield, CA (West HS)

Years	Record	G-GS	FG-A	Pct.	3FG-A	Pct.	FT-A	Pct.	REB	Avg.	A	S	BS	PTS	Avg.
2005-06	21-11	32-31	130-328	.396	38-91	.418	103-146	.705	151	4.7	189	67	6	401	12.5
2004-05	16-12	27-27	147-353	.416	28-80	.350	136-189	.720	136	5.0	162	91	6	458	16.9
2003-04	17-13	30-29	156-394	.396	24-64	.375	121-167	.725	169	5.6	148	89	4	457	15.2
2002-03	18-11	29-29	181-447	.405	24-86	.279	95-135	.704	160	5.5	103	78	8	481	16.6
TOTALS	72-47	118-116	614-1522	.403	114-321	.355	455-637	.714	616	5.2	602	325	24	1797	15.2



Anita Ortega — No. 11, Guard, Los Angeles, CA (Los Angeles HS)

Years	Record	G-GS	FG-A	Pct.	3FG-A	Pct.	FT-A	Pct.	REB	Avg.	A	S	BS	PTS	Avg.
1978-79	24-10	34	214-494	.433	---	---	120-173	.694	169	5.0	130	84	26	548	16.1
1977-78	27-3	29	224-449	.499	---	---	87-142	.613	129	4.4	107	64	8	535	18.4
1976-77	20-3	23	137-302	.454	---	---	66-107	.617	133	5.8	39	46	2	340	14.8
1975-76	19-4	23	130-291	.447	---	---	68-110	.618	128	5.6	41	46	6	328	14.3
TOTALS	90-20	109	705-1536	.459	---	---	341-532	.641	559	5.1	317	240	42	1751	16.1



Michelle Greco — No. 20, Guard, LaCrescenta, CA (Crescenta Valley HS)

Years	Record	G-GS	FG-A	Pct.	3FG-A	Pct.	FT-A	Pct.	REB	Avg.	A	S	BS	PTS	Avg.
2002-03	18-11	29-29	203-442	.459	25-89	.281	118-145	.814	138	4.8	66	81	7	549	18.9
2001-02	3-2	5-5	37-76	.487	12-23	.522	32-40	.800	25	5.0	13	13	2	118	23.6
2000-01	6-23	27-27	205-554	.370	50-171	.292	77-89	.865	104	3.9	57	63	1	537	19.9
1999-00	18-11	26-6	93-195	.477	14-41	.341	38-44	.864	84	3.2	60	58	2	238	9.2
1998-99	26-8	34-3	97-220	.441	0-1	.000	71-95	.747	117	3.4	94	73	2	265	7.8
TOTALS	71-55	121-70	635-1487	.427	101-325	.311	336-413	.814	468	3.9	290	288	14	1707	14.1



Ann Meyers — No. 15, Guard/Forward, LaHabra, CA (Sonora HS)

Years	Record	G-GS	FG-A	Pct.	3FG-A	Pct.	FT-A	Pct.	REB	Avg.	A	S	BS	PTS	Avg.
1977-78	27-3	29	221-420	.526	---	---	96-120	.800	278	9.6	182	125	31	538	18.6
1976-77	20-3	22	160-317	.505	---	---	82-99	.828	161	7.3	109	77	29	402	18.3
1975-76	19-4	23	129-303	.426	---	---	65-89	.730	189	8.2	128	82	16	323	14.0
1974-75	18-4	23	183-346	.528	---	---	56-73	.767	191	8.3	125	119	25	422	18.3
TOTALS	84-14	97	693-1386	.500	---	---	299-381	.785	819	8.4	544	403	101	1685	17.4

I,000-Point Club



Lisa Willis — No. 40, Guard, Long Beach, CA (Narbonne HS)

Years	Record	G-GS	FG-A	Pct.	3FG-A	Pct.	FTA	Pct.	REB	Avg.	A	S	BS	PTS	Avg.
2005-06	21-11	32-32	216-471	.459	70-193	.363	68-90	.756	187	5.8	100	115	24	570	17.8
2004-05	16-12	28-28	158-392	.403	70-194	.361	69-86	.802	192	6.9	65	102	15	455	16.3
2003-04	17-13	30-30	157-365	.430	70-189	.370	44-62	.710	162	5.4	64	100	11	428	14.3
2002-03	18-11	29-0	79-215	.367	46-134	.343	20-27	.741	104	3.6	22	55	7	224	7.7
TOTALS	72-47	119-90	610-1443	.423	256-710	.361	201-265	.758	645	5.4	251	323	57	1677	14.1



Dora Dome — No. 44, Guard/Forward, Los Angeles, CA (Fairfax HS)

Years	Record	G-GS	FG-A	Pct.	3FG-A	Pct.	FTA	Pct.	REB	Avg.	A	S	BS	PTS	Avg.
1987-88	19-11	30-30	252-512	.492	1-5	.200	87-127	.685	242	8.1	89	54	1	592	19.7
1986-87	18-10	28-27	196-448	.438	---	---	76-119	.639	176	6.3	66	47	6	468	16.7
1985-86	12-16	28-16	136-303	.449	---	---	52-94	.553	157	5.6	50	32	4	324	11.6
1984-85	20-10	29-6	85-232	.366	---	---	35-52	.673	99	3.4	47	26	5	205	7.1
TOTALS	69-47	115-79	669-1495	.447	1-5	.200	250-392	.638	674	5.9	252	159	16	1589	13.8



Atonye Nyingifa — No. 11, Forward, Torrance, CA (Redondo Union HS)

Years	Record	G-GS	FG-A	Pct.	3FG-A	Pct.	FTA	Pct.	REB	Avg.	A	S	BS	PTS	Avg.
2013-14	13-18	31-30	206-489	.421	1-9	.111	152-233	.652	266	8.6	65	70	12	565	18.2
2012-13	26-8	34-29	160-332	.482	1-4	.250	73-97	.753	243	7.1	42	42	12	394	11.6
2011-12	14-16	9-9	48-105	.457	0-1	.000	36-58	.621	80	8.9	12	18	11	132	14.7
2010-11	28-5	33-27	114-221	.516	0-1	.000	63-87	.724	179	5.4	38	56	10	291	8.8
2008-09	19-12	31-16	73-157	.465	1-2	.500	41-61	.672	152	4.9	20	40	11	188	6.1
TOTALS	100-59	138-111	593-1303	.455	3-17	.176	365-536	.681	920	6.7	177	226	56	1570	11.4



Lindsey Pluimer — No. 14, Forward, San Clemente, CA (San Clemente HS)

Years	Record	G-GS	FG-A	Pct.	3FG-A	Pct.	FTA	Pct.	REB	Avg.	A	S	BS	PTS	Avg.
2007-08	16-15	31-31	161-385	.418	35-91	.385	81-97	.835	200	6.5	48	25	33	438	14.1
2006-07	14-18	32-32	186-381	.488	29-77	.377	94-115	.817	183	5.7	58	33	27	495	15.5
2005-06	21-11	32-32	131-270	.485	7-27	.259	70-88	.795	174	5.4	47	22	16	339	10.6
2004-05	16-12	28-28	115-267	.458	13-43	.302	41-54	.759	180	6.4	17	27	17	284	10.1
TOTALS	67-56	123-123	593-1303	.455	84-238	.353	286-354	.808	737	6.0	170	107	93	1556	12.7



Necie Thompson — No. 25, Center, Cerritos, CA (Gahr HS)

Years	Record	G-GS	FG-A	Pct.	3FG-A	Pct.	FTA	Pct.	REB	Avg.	A	S	BS	PTS	Avg.
1982-83	18-11	29	170-330	.515	---	---	124-206	.602	328	11.3	46	56	27	464	16.0
1981-82	16-14	28	215-381	.564	---	---	128-217	.590	298	10.6	44	48	21	558	20.0
1980-81	29-7	36	203-360	.564	---	---	108-218	.495	314	8.7	33	62	53	514	14.2
TOTALS	63-32	93	588-1071	.549	---	---	360-641	.562	940	10.1	123	166	101	1536	16.5



Anne Dean — No. 43, Guard, Santa Ana, CA (Foothill HS)

Years	Record	G-GS	FG-A	Pct.	3FG-A	Pct.	FTA	Pct.	REB	Avg.	A	S	BS	PTS	Avg.
1985-86	12-16	28-26	188-391	.481	---	---	25-40	.625	109	3.9	79	34	0	401	14.3
1984-85	20-10	30-19	180-364	.495	---	---	68-74	.919	106	3.5	93	44	2	428	14.3
1983-84	17-12	29-29	131-281	.466	---	---	55-73	.753	116	4.0	96	40	7	317	10.9
1982-83	18-11	29	92-218	.422	---	---	34-44	.773	59	2.0	42	16	2	218	7.5
TOTALS	67-49	116	591-1254	.471	---	---	182-231	.788	390	3.4	310	134	11	1364	11.8



Nirra Fields — No. 21, Guard, Montreal, Quebec, Canada (Mater Dei HS/CA)

Years	Record	G-GS	FG-A	Pct.	3FG-A	Pct.	FTA	Pct.	REB	Avg.	A	S	BS	PTS	Avg.
2014-15	19-18	36-33	212-547	.388	37-136	.272	80-128	.625	195	5.4	66	81	12	541	15.0
2013-14	13-18	31-30	197-506	.389	50-165	.303	102-147	.694	194	6.3	70	67	18	546	17.6
2012-13	26-8	33-2	104-279	.373	21-58	.362	30-49	.612	116	3.5	34	41	14	259	7.8
TOTALS	58-44	100-65	513-1332	.385	108-359	.301	212-324	.654	505	5.1	170	189	44	1346	13.5



Markel Walker — No. 23, Guard/Forward, Philadelphia, PA (Schenley HS)

Years	Record	G-GS	FG-A	Pct.	3FG-A	Pct.	FTA	Pct.	REB	Avg.	A	S	BS	PTS	Avg.
2012-13	26-8	33-28	128-332	.386	8-55	.145	86-134	.642	239	7.2	187	83	3	350	10.6
2011-12	14-16	23-19	124-311	.399	13-38	.342	82-123	.667	252	11.0	87	54	5	343	14.9
2010-11	28-5	33-21	101-228	.443	4-18	.222	74-115	.643	179	5.4	105	57	11	280	8.5
2009-10	25-9	34-27	141-294	.480	3-13	.231	81-112	.723	255	7.5	88	68	10	366	10.8
TOTALS	93-38	123-95	494-1165	.424	28-124	.226	323-484	.667	925	7.5	467	262	29	1283	10.9



Doreena Campbell — No. 21, Guard, Arlington, VA (Edison HS)

Years	Record	G-GS	FG-A	Pct.	3FG-A	Pct.	FTA	Pct.	REB	Avg.	A	S	BS	PTS	Avg.
2010-11	28-5	33-32	115-297	.387	10-54	.185	62-81	.765	107	3.2	97	62	8	302	9.2
2009-10	25-9	34-34	115-307	.375	26-64	.406	76-86	.884	110	3.2	105	38	6	332	9.8
2008-09	19-12	30-30	129-323	.399	26-65	.400	103-129	.798	121	4.0	112	41	8	387	12.9
2007-08	16-15	30-30	101-238	.424	23-53	.434	37-48	.771	127	4.2	101	47	4	262	8.7
TOTALS	88-41	127-126	460-1165	.395	85-236	.360	278-344	.808	465	3.7	415	188	26	1283	10.1

I,000-Point Club



Janae Hubbard — No. 34, Center, Fresno, CA (Fresno HS)

Years	Record	G-GS	FG-A	Pct.	3FG-A	Pct.	FT-A	Pct.	REB	Avg.	A	S	BS	PTS	Avg.
1999-00	18-11	29-29	129-274	.471	0-2	.000	50-79	.633	214	7.4	17	25	18	308	10.6
1998-99	26-8	34-33	182-354	.514	2-6	.333	60-88	.682	268	7.9	14	38	15	426	12.5
1997-98	20-9	29-25	131-243	.539	0-2	.000	57-94	.606	177	6.1	12	16	18	319	11.0
1996-97	13-14	27-1	64-143	.448	0-1	.000	41-69	.594	139	5.1	5	11	7	169	6.3
TOTALS	77-42	119-88	506-1014	.499	2-10	.200	208-330	.630	798	6.7	48	90	58	1222	10.3



Amy Jalewalia — No. 25, Forward/Guard, Fountain Valley, CA (La Quinta HS)

Years	Record	G-GS	FG-A	Pct.	3FG-A	Pct.	FT-A	Pct.	REB	Avg.	A	S	BS	PTS	Avg.
1993-94	15-12	27-27	161-362	.445	3-9	.333	62-106	.585	117	4.3	89	52	9	387	14.3
1992-93	13-14	26-26	130-256	.508	2-3	.667	54-71	.761	119	4.6	53	35	6	316	12.2
1991-92	21-10	31-11	115-241	.477	0-2	.000	56-85	.659	138	4.5	34	39	6	286	9.2
1990-91	15-13	28-27	80-193	.415	0-1	.000	52-77	.675	159	5.7	35	33	5	212	7.6
TOTALS	64-49	112-91	486-1052	.462	5-15	.333	224-339	.661	533	4.8	211	159	26	1201	10.7



Debbie Willie — No. 10, Guard, Santa Barbara, CA (San Marcos HS)

Years	Record	G-GS	FG-A	Pct.	3FG-A	Pct.	FT-A	Pct.	REB	Avg.	A	S	BS	PTS	Avg.
1980-81	29-7	36	107-254	.421	---	---	14-26	.538	71	2.0	103	43	2	228	6.3
1979-80	18-12	30	175-375	.467	---	---	39-58	.672	125	4.2	93	59	3	389	13.0
1978-79	24-10	34	212-420	.505	---	---	32-52	.615	191	5.6	99	43	4	456	13.4
1977-78	27-3	25	57-129	.442	---	---	13-26	.500	68	2.7	19	19	3	127	5.1
TOTALS	98-32	125	551-1178	.468	---	---	98-162	.605	455	3.6	314	164	12	1200	9.6



Sandra VanEmbricqs — No. 33, Forward, Soest, The Netherlands (Alberdingk)

Years	Record	G-GS	FG-A	Pct.	3FG-A	Pct.	FT-A	Pct.	REB	Avg.	A	S	BS	PTS	Avg.
1989-90	17-12	29-28	165-323	.511	---	---	78-139	.561	278	9.6	51	89	29	408	14.1
1988-89	12-16	28-27	137-302	.454	---	---	104-154	.675	219	7.8	36	78	18	378	13.5
1987-88	19-11	30-30	120-259	.463	---	---	59-103	.573	218	7.3	38	62	29	299	10.0
1986-87	18-10	16-14	45-96	.469	---	---	17-46	.370	96	6.0	3	29	19	107	6.7
TOTALS	66-49	103-99	467-980	.476	---	---	258-442	.548	811	7.9	128	258	95	1192	11.6




Jackie Joyner — No. 23, Forward, East St. Louis, IL (Lincoln HS)

Years	Record	G-GS	FG-A	Pct.	3FG-A	Pct.	FT-A	Pct.	REB	Avg.	A	S	BS	PTS	Avg.
1984-85	20-10	29-29	150-323	.464	---	---	68-148	.459	264	9.1	41	60	3	368	12.7
1982-83	18-11	28	101-244	.414	---	---	44-67	.657	156	5.6	51	28	5	246	8.8
1981-82	16-14	30	86-226	.381	---	---	67-99	.677	174	5.8	69	39	4	239	8.0
1980-81	29-7	34	126-249	.506	---	---	62-98	.633	158	4.6	78	41	1	314	9.2
TOTALS	83-42	121	463-1042	.444	---	---	241-412	.585	752	6.2	239	168	13	1167	9.6



Dianne Frierson — No. 31, Guard, Nashville, TN (Hillwood HS)

Years	Record	G-GS	FG-A	Pct.	3FG-A	Pct.	FT-A	Pct.	REB	Avg.	A	S	BS	PTS	Avg.
1979-80	18-12	30	115-267	.431	---	---	22-36	.611	58	1.9	126	45	3	252	8.4
1978-79	24-10	34	128-268	.478	---	---	31-38	.816	71	2.1	113	39	3	287	8.4
1977-78	27-3	30	140-299	.468	---	---	34-47	.723	58	1.9	132	32	9	314	10.5
1976-77	20-3	23	121-256	.473	---	---	39-49	.796	52	2.3	83	42	1	281	12.2
TOTALS	89-28	117	504-1090	.462	---	---	126-170	.741	239	2.0	454	158	16	1134	9.7



Darxia Morris — No. 3, Guard, Pasadena, CA (Muir HS)

Years	Record	G-GS	FG-A	Pct.	3FG-A	Pct.	FT-A	Pct.	REB	Avg.	A	S	BS	PTS	Avg.
2010-11	28-5	33-33	164-360	.456	29-96	.302	47-68	.691	104	3.2	82	61	1	404	12.2
2009-10	25-9	34-26	120-304	.395	20-61	.328	33-56	.589	93	2.7	106	37	3	293	8.6
2008-09	19-12	27-11	89-214	.416	5-14	.357	36-50	.720	59	2.2	68	37	4	219	8.1
2007-08	16-15	28-12	82-205	.400	3-17	.176	42-66	.636	60	2.1	66	46	6	209	7.5
TOTALS	88-41	122-82	455-1083	.420	57-188	.303	158-240	.658	316	2.6	322	181	14	1125	9.2



Rebekah Gardner — No. 35, Guard, Upland, CA (Ayala HS)

Years	Record	G-GS	FG-A	Pct.	3FG-A	Pct.	FT-A	Pct.	REB	Avg.	A	S	BS	PTS	Avg.
2011-12	14-16	30-30	182-439	.415	30-114	.263	83-113	.735	191	6.4	63	61	4	477	15.9
2010-11	28-5	32-11	93-218	.427	23-65	.354	45-60	.750	106	3.3	32	40	10	254	7.9
2009-10	25-9	34-7	89-215	.414	21-70	.300	35-42	.833	73	2.1	32	47	25	234	6.9
2008-09	19-12	31-1	44-127	.346	18-52	.346	30-39	.769	55	1.8	10	19	5	136	4.4
TOTALS	86-42	127-49	408-999	.408	92-301	.36	193-254	.760	425	3.3	137	167	44	1101	8.7



Jaime Brown — No. 20, Guard, Carson City, NV (Carson City HS)

Years	Record	G-GS	FG-A	Pct.	3FG-A	Pct.	FT-A	Pct.	REB	Avg.	A	S	BS	PTS	Avg.
1987-88	19-11	30-7	97-233	.416	2-7	.286	41-46	.891	54	1.8	17	21	0	237	7.9
1986-87	18-10	27-21	146-314	.465	---	---	62-83	.747	112	4.1	31	18	3	354	13.3
1985-86	12-16	28-11	127-275	.462	---	---	72-92	.783	92	3.3	36	20	2	326	11.6
1984-85	20-10	25-9	74-171	.433	---	---	23-31	.742	44	1.8	41	21	0	171	6.8
TOTALS	69-47	110-48	444-993	.447	2-7	.286	198-252	.786	302	2.7	125	80	5	1088	9.9

I,000-Point Club



Nicole Anderson — No. 23, Guard, La Jolla, CA (La Jolla HS)

Years	Record	G-GS	FG-A	Pct.	3FG-A	Pct.	FT-A	Pct.	REB	Avg.	A	S	BS	PTS	Avg.
1992-93	13-14	27-27	125-320	.391	1-4	.250	108-137	.788	107	4.0	136	100	4	359	13.3
1991-92	21-10	30-30	97-225	.431	0-3	.000	69-107	.645	100	3.3	140	78	1	263	8.8
1990-91	15-13	28-28	98-239	.410	0-1	.000	60-79	.759	92	3.3	98	57	0	256	9.1
1989-90	17-12	26-26	77-184	.418	1-2	.500	45-70	.643	78	3.0	96	39	1	200	7.7
TOTALS	66-49	111-111	397-968	.410	2-10	.200	282-393	.718	377	3.4	470	274	6	1078	9.7



Jasmine Dixon — No. 33, Forward, Long Beach, CA (Long Beach Poly HS)

Years	Record	G-GS	FG-A	Pct.	3FG-A	Pct.	FT-A	Pct.	REB	Avg.	A	S	BS	PTS	Avg.
2012-13	26-8	32-24	103-229	.450	0-0	.000	56-81	.691	178	5.6	39	32	15	262	8.2
2010-11	28-5	31-28	146-276	.529	0-0	.000	82-148	.554	227	7.3	47	74	18	374	12.1
2009-10	25-9	27-27	165-300	.550	3-10	.300	80-155	.516	216	8.0	37	60	11	413	15.3
TOTALS	79-22	90-79	414-805	.514	3-10	.300	218-384	.568	621	6.9	123	166	44	1049	11.7



Thea Lemberger — No. 1, Guard, Santa Monica, CA (Santa Monica HS)


Years	Record	G-GS	FG-A	Pct.	3FG-A	Pct.	FT-A	Pct.	REB	Avg.	A	S	BS	PTS	Avg.
2013-14	13-18	29-29	136-378	.360	49-155	.316	115-148	.777	72	2.5	115	49	2	436	15.0
2012-13	26-8	28-24	83-198	.419	27-88	.307	49-65	.754	64	2.3	74	25	2	242	8.6
2011-12	14-16	30-29	121-325	.372	40-135	.296	77-108	.713	68	2.3	89	41	2	359	12.0
2010-11	28-5	14-0	2-19	.105	1-10	.100	3-5	.600	3	0.2	9	5	1	8	0.6
TOTALS	81-47	101-82	342-920	.372	117-388	.302	244-326	.748	207	2.0	287	120	7	1045	10.3



Marie Philman — No. 5, Forward, Huntington Beach, CA (Edison HS)

Years	Record	G-GS	FG-A	Pct.	3FG-A	Pct.	FT-A	Pct.	REB	Avg.	A	S	BS	PTS	Avg.
1999-00	18-11	29-28	86-203	.424	12-28	.429	42-59	.712	142	4.9	52	30	2	226	7.8
1998-99	26-8	34-33	150-310	.484	18-53	.340	59-88	.670	171	5.0	57	60	8	377	11.1
1997-98	20-9	28-25	110-237	.464	0-12	.000	62-92	.674	106	3.8	53	34	3	282	10.1
1996-97	13-14	27-0	57-140	.407	0-10	.000	27-43	.628	69	2.6	21	24	2	141	5.2
TOTALS	77-42	118-86	403-890	.453	30-103	.291	190-282	.674	488	4.1	183	148	15	1026	8.7

The Bruin Elite



Ann Meyers
1975-1978
Guard

Considered the pioneer of collegiate women's basketball, **Ann Meyers** was the first female athlete ever to earn a four-year scholarship to UCLA, and she finished her collegiate career as the first four-time All-American in her sport.

In her senior season (1978), she led UCLA to the AIAW national championship, won the Broderick Award as the women's basketball player of the year and went on to win the prestigious Broderick Cup as the Collegiate Female Athlete of the Year in any sport. Also that year, she became the only player in UCLA history to record a quadruple-double, recording 20 points, 14 rebounds, 10 assists and 10 steals in a game against Stephen F. Austin.

For almost two decades, Meyers held the school record for assists in a game (15) and was the school leader in career assists (544) until the marks were broken in 1999. She remains the school leader in steals (403) and blocked shots (101-tied) and is ninth in scoring (1685).

Meyers, who won a silver medal as a member of the 1976 U.S. Olympic team, has been inducted into the Naismith, FIBA and Women's Basketball Halls of Fame. In 1988, her first year of eligibility, she was the first woman inducted into UCLA's Hall of Fame, and two years later, she had her uniform #15 retired.

The widow of the late Major League Baseball Hall of Famer Don Drysdale, she has worked for years as a radio/television broadcaster (called the action at the 2008 Olympic Games). In the summer of 2006, she was named the general manager of the WNBA's Phoenix franchise, which has won the 2007, 2009 and 2014 WNBA Championships.



Anita Ortega
1976-1979
Guard

After scoring a game-high 23 points in the 1978 national championship game against Maryland, **Anita Ortega** forever etched her name in Bruin lore as she led UCLA to the AIAW title.

Ortega, who also led the Bruins to the 1979 Final Four, still ranks seventh in career scoring with 1751 points and is in the Top 20 in rebounding with 559 rebounds. She is also listed amongst the Bruin leaders in all-time scoring average (16.1), field goals made (705), steals (240) and double-digit scoring games (91). Ortega, a four-year starter, was a three-time first-team all-conference performer (1977-79).

Following her career at UCLA, she went on to earn All-Pro honors in the Women's Professional Basketball League. She later served as an assistant coach for the Bruins from 1981-83 and was inducted into the UCLA Athletic Hall of Fame in 2002.

Ortega retired as a captain in the Los Angeles Police Department in June of 2016. She was one of only two female African-Americans who have ever held the rank of captain in the LAPD. She also remains involved in women's basketball as a Division I college basketball official.



Denise Curry
1977-1981
Forward

The consistent **Denise Curry**, a three-time All-American, set a collegiate record by scoring in double figures in all 130 games she played for the Bruins.

The Davis, CA native set 14 school records in her career at Westwood and still ranks No. 1 in career scoring (3,198) and rebounding (1,310) in addition to eight other categories. She played in two Final Fours and helped lead UCLA to the 1978 AIAW National Championship as a freshman. From 1977-81, Curry's teams won 98 games, including a school-record 29 during her senior season.

Curry won a gold medal at the 1984 Olympic Games, four years after being selected to the 1980 U.S. Olympic Team that did not compete due to the U.S. boycott. Curry went on to play professional ball in Europe for several seasons.

In 1990, UCLA retired her uniform number (#12), and she was inducted into the UCLA Hall of Fame in 1994 and into the Naismith Basketball Hall of Fame in 1997.

Curry was an assistant coach with the San Jose franchise of the American Basketball League in 1996-97 and then went on to serve as the head coach at Cal State Fullerton from 1998-2000. She has also worked an assistant coach at Long Beach State, working on the staff of fellow Bruin alum Mary Hegarty.



The Bruin Elite



Rehema Stephens
1989-1992 • Guard

Rehema Stephens, a third-team All-American as a senior and a three-time All-Pac-10 selection (1990-92), finished her career ranked second at UCLA in career points (1,887), second in scoring average (21.7) and eighth in career rebounds (643).

She twice led the Pac-10 in scoring (1990 - 20.1 average; 1991 - 25.3 average) and helped the Bruins reach the NCAA Tournament in two (1990 and 1992) of her three seasons. The 1992 squad advanced to the Sweet 16 round of the NCAA Tournament and finished the season ranked 18th in the USA Today poll. Her 34-point effort against Oregon in a 1991 game is the most points ever scored by a Bruin in a game played in the Wooden Center. Stephens' 25.3 points-per-game mark in the 1991 season still ranks as the third-best in UCLA history.

Stephens earned a bronze medal while representing the United States as a member of its 1991 Jones Cup team. In 1987, she took home gold in the USA Olympic Sports Festival.

Stephens was selected by the Richmond franchise in the 1996 American Basketball League draft and went on to play with the Sacramento Monarchs of the WNBA in 1998.



Natalie Williams
1990-1994 • Forward

Natalie Williams, a 2004 UCLA Hall of Fame inductee, dominated the backboards like no other player. Her career average of 12.8 rebounds is more than 2.5 rebounds higher than any other Bruin and ranked first in Pac-10 Conference history until 2016 when Oregon's Jillian Alleyne surpassed her mark.

She led the Pac-10 in rebounding three times (the three highest averages in league history at the time) and twice led the Pac-10 in scoring. She held the Pac-10 records for career rebound average and single-game rebounds. At UCLA, she ranks No. 5 in scoring (1,813) and No. 3 in scoring average (20.4).

Williams, a two-time first-team All-American, was selected to the 1994 Kodak All-America team and was named Pac-10 Player of the Year as a senior.

She was also an All-American in volleyball, earning National Player of the Year honors twice. She accumulated a total of 16 Pac-10 Player of the Week honors (eight in each sport), and in February of 1996, she was selected the Pac-10 Female Athlete of the Decade (1987-96).

Professionally, she enjoyed an MVP season in 1997-98 with Portland of the ABL, leading the league in both scoring and rebounding for a second-straight season. In 1999, she ranked first in the WNBA in rebounding and fourth in scoring. In the summer of 2000, she helped the U.S. win the gold medal at the Olympic Games. She retired from professional basketball at the end of the 2005 season.



Maylana Martin
1997-2000 • Forward

Maylana Martin led the Bruins to 77 wins in her career which saw her help take UCLA to its only Pac-10 championship, the Elite Eight of the NCAA tournament in 1999 and a school-best three-straight NCAA tournaments overall.

She became just the third player ever selected first-team All-Pac-10 in all four seasons and was chosen the 1997 Pac-10 Freshman of the Year and the 1999 Pac-10 Player of the Year. Martin earned first-team Kodak All-America honors in 1999 after leading the Bruins to the Pac-10 Championship and to 26 victories.

Martin is one of only two Bruins to have surpassed the 2,000-point barrier, and she still ranks in the school's all-time top-five in 11 categories. She ended her collegiate career ranked eighth on the all-time conference rebound list with 935 boards and sixth on the all-time conference scoring list with 2,101 points.

The No. 10 overall selection in the 2000 WNBA Draft, Martin played two seasons with the Minnesota Lynx and also played with the Charlotte Sting. She was an assistant coach at the University of Portland before returning to UCLA as an assistant in the summer of 2004. As a Bruin coach (2004-08), she helped lead UCLA to its first Pac-10 Tournament title in the 2006 season. After her playing career, she moved into coaching and was an assistant coach at Portland, UCLA and Pepperdine.



Michelle Greco
1999-2003 • Guard

Michelle Greco, a finalist for the State Farm Wade Trophy as a senior, helped the Bruins win 71 games in her career and their first Pac-10 Conference title. She also played a large role in UCLA's run to the Elite Eight in 1999 after being thrust into the starting point guard role in the West Regionals as a true freshman. Her play in the regional earned her All-NCAA West Regional honors.

Greco led the Pac-10 in scoring twice during her career (2001-19.9, 2003-18.9) and was selected first-team all-conference in 2001 and 2003. She also led the Pac-10 in free throw percentage in 2001 (.865) and in steals in 2003 (2.8). With 1,707 total points, she finished her career ranked sixth on the school scoring list. In addition, she concluded her career ranked amongst the Top 10 in 10 other statistical categories.

In her rookie season in the WNBA in 2004, she won a WNBA title with the Seattle Storm. Greco currently plays in Italy.



The Bruin Elite



Nikki Blue
2003-2006 • Guard

One of the Pac-10's all-time great point guards, **Nikki Blue** became just the fifth player in conference history to be named to the All-Conference team four straight years.

She finished her career ranked fifth on the all-time UCLA list in scoring (1,797), second in assists (602), third in steals (325), fourth in made three-point shots (114), seventh in three-point shooting percentage (.355) and second in career made free throws (455).

Blue, a two-time honorable mention All-American and four-time Pac-10 All-Tournament selection, produced 89 double-figure scoring games for her career. Her 189 assists were the most ever by a Bruin senior, and she became the first Bruin to lead the Pac-10 in assists. Blue wound up her UCLA career ranked second on the Pac-10 career list for steals, eighth in assists and 18th in scoring. In 2006, she helped to lead the Bruins to their first Pac-10 Conference Tournament title.

She was selected in the second round of the 2006 WNBA draft by the Washington Mystics and is serving as an assistant coach at CSU Bakersfield.



Lisa Willis
2003-2006 • Guard

The best three-point shooter in UCLA history, **Lisa Willis** finished her career as the school's all-time leader in three-point shots made with 256 and the Pac-10's all-time leader in career steals with 368.

She also left UCLA ranked ninth on the school scoring list (1,677), fifth on the games played list (120), 13th on the rebounding list (625) and eighth on the free throw percentage list (76%). Her total of 87 double-digit scoring games ranked sixth at UCLA.

She finished her career ranked first on the all-time Pac-10 steals list, second on the conference made three-point shot list and 21st in scoring. Willis was the Pac-10 leader in steals in her last three seasons and was the first player in UCLA history to record three-straight seasons with 100 or more steals. Willis was a two-time first-team all-conference selection and was named Most Valuable Player of the 2006 Pac-10 Tournament and an honorable mention All-American in 2006.

Willis was selected with the fifth pick in the first round of the 2006 WNBA draft by the Los Angeles Sparks and also went on to play with the New York Liberty.



Noelle Quinn
2004-2007 • Guard

Noelle Quinn achieved something no other Bruin basketball player, male or female, has ever done - total at least 1,700 points, 700 rebounds and 400 assists for a career. She concluded her career just short of becoming only the second player in Pac-10 history to have reached 1,800 points, 800 rebounds and 400 assists.

Quinn finished her career ranked in the school's top 10 in 14 different categories, including points (4th), rebounds (8th) and assists (7th). She earned first-team All-Pac-10 honors as a freshman, junior and senior and earned Pac-10 All-Tournament honors in 2006 and 2007. Quinn was the leading scorer for the Bruins in the championship game at the 2006 Pac-10 Tournament, scoring the game-tying basket with five seconds remaining to force overtime in the eventual Bruin victory over Stanford.

She was honored a Pac-10 record eight times in her career as the conference Player of the Week and was a two-time honorable mention All-American.

Quinn was selected by the Minnesota Lynx with the fourth pick of the first round of the 2007 WNBA draft. She is currently playing overseas and with the Phoenix Mercury.



Lindsey Pluimer
2005-2008 • Forward

Lindsey Pluimer, a fixture in the Bruin starting lineup from day one, became the first UCLA player in the NCAA era to earn a start in every game of her career, 123 games, third-most in school history.

After those 123 games, she became one of just five Bruin players ever to record career totals of 1,500 points, 700 rebounds and 75 blocks. She completed her career ranked 12th on UCLA's career scoring list with 1,558 points, 10th in rebounds with 737, sixth in blocked shots with 93 and seventh in 3-point field goals made (84).

In her senior season, Pluimer led the team in scoring, rebounding, blocked shots and three-pointers and ranked in the Pac-10's Top 10 in six of 13 individual categories, including sixth in scoring (14.1) and tied for eighth in rebounding (6.5).

A three-time Academic All-District VIII and two-time first-team Pac-10 All-Academic selection, Pluimer was named the 2007-08 Toyo Tires Pac-10 Scholar Athlete of the Year for women's basketball.

She was the second round selection (No. 20 overall) of the Washington Mystics in the 2008 WNBA draft. She has played professionally in Australia and currently plays in Spain.



The Bruin Elite

UCLA Honors 15 Greatest Players and 1978 National Championship Team



UCLA's 1978 National Championship Team. Top row, (l-r): Head coach Billie Moore, Heidi Nestor, Denise Corlett, Denise Curry, Tam Breckenridge, Ann Meyers. Bottom row (l-r): Sports Information Director Michael Sondheimer, Beth Moore, Dianne Frierson, Debbie Willie, assistant coach Colleen Matsuhara, Yvette Duran.



UCLA Olympians (l-r) Denise Curry (1980, 1984), coach Billie Moore (1976), Ann Meyers (1976) and Natalie Williams (2000)

UCLA women's basketball's past and present merged February 21, 1998 when UCLA honored its 15 greatest players of all-time at halftime of the UCLA-USC game. It was an all-around day of celebration for the UCLA program, as the current team defeated USC, 87-73, to complete a season sweep against its cross-town rival in front of what was then a Pauley Pavilion regular season record crowd of 7,258. The 1978 team was also honored on the 20th anniversary of UCLA's first national title in women's basketball.

The list of 15 included two Naismith Basketball Hall of Famers (Denise Curry and Ann Meyers), the Pac-10 Conference Female Athlete of the Decade (Natalie Williams) and a winner of six Olympic medals (Jackie Joyner).

These 15 greatest players were selected by a committee that included current UCLA coaches, former UCLA players and coaches and current and former UCLA administrators. The number 15 was chosen to mirror the amount of scholarships available in the sport of women's basketball.

UCLA Women's Basketball's 15 Greatest Players (alphabetical order, as selected 2/21/98):

Player	Years
Sheila Adams	(early 1970's)
Nicole Anderson	1990-93
Denise Curry	1978-81
Anne Dean	1983-86
Dora Dome	1985-88
Dianne Frierson	1977-80
Mary Hegarty	1981-84
Jackie Joyner	1981-85
Ann Meyers	1975-78
Karen Nash	1975-77
Anita Ortega	1976-79
Rehema Stephens	1990-92
Necie Thompson	1981-83
Sandra VanEmbricqs	1987-90
Natalie Williams	1991-94



UCLA's 15 Greatest Players. Top row (l-r): Dora Dome, Denise Curry, Necie Thompson, Sheila Adams, Natalie Williams, Ann Meyers, Althea Ford (for Sandra VanEmbricqs). Bottom row (l-r): Mary Hegarty, Anne Dean, Nicole Anderson, Dianne Frierson.

Retired Numbers



On Feb. 3, 1990, four of the greatest players in UCLA basketball history — Kareem Abdul-Jabbar (Lew Alcindor), Bill Walton, Ann Meyers and Denise Curry — had their uniform numbers retired. This special ceremony was the key moment in 1989-90's "Pauley at 25" celebration and marked the first time that any Bruin basketball numbers had been retired. All four players earned consensus first-team All-America honors three times, the criteria used for deciding which of UCLA's many outstanding players should have their numbers retired. The quartet are also in the National Basketball Hall of Fame, the Naismith Hall of Fame and the UCLA Athletic Hall of Fame.



#12 Denise Curry

The consistent Curry, a three-time All-American, set a collegiate record by scoring in double figures in each of the 130 games in which she played for the Bruins. The Davis, CA native set 14 school records in her career at Westwood and still ranks first in 10 career categories. In 1997, she was inducted into the Naismith Memorial Basketball Hall of Fame in Springfield, MA. Prior to her gold medal-winning performance on the 1984 U.S. Olympic team, she had previously been selected to the 1980 team. Curry played professionally in Europe for several seasons and served as an assistant women's basketball coach at California. She became the head coach at Cal State Fullerton after working as an assistant with the San Jose franchise of the American Basketball League. Curry has also served as an assistant basketball coach at Long Beach State.



#15 Ann Meyers

Meyers, who was inducted into the Naismith Memorial Basketball Hall of Fame in May of 1993, was the first woman to earn a full scholarship at UCLA and went on to become the first four-time women's basketball All-American. In 1978, she was named College Player of the Year and winner of the prestigious Broderick Cup after helping to lead the Bruins to the national championship. Meyers is still the school leader in steals (403) and blocked shots (101-tied) along with being the only player in UCLA history to have posted a quadruple-double with 20 points, 14 rebounds, 10 assists and 10 steals in a game vs. S.F. Austin in 1978. In addition, she earned a silver medal as a member of the 1976 U.S. Olympic Team, which was coached by former UCLA mentor Billie Moore. She has worked extensively as a television commentator for men's and women's college and professional basketball. She is currently the general manager for the WNBA's Phoenix franchise, which captured the 2007, 2009 and 2014 championships.

UCLA Hall of Fame Coaches



John Wooden

UCLA's basketball program has the international reputation of being No. 1. There is a major reason for that — his name is John Robert Wooden, who announced his retirement after the 1974-75 season (his 27th campaign) as the Bruins' head coach with the winningest record in all of the sport's history.

Wooden's 885-203 overall career win-loss record (a percentage of .813) is unequaled. A large part of that success was at UCLA. In 27 years as Bruin coach, his teams registered 620 wins and only 147

losses while earning far more national honors than any other university.

Under Wooden, UCLA won an unprecedented 10 NCAA championships, including seven consecutive (1966-73). Included in the string is one of the most amazing win streaks in all of sports, 38-straight NCAA tournament victories.

In addition, there is the all-time NCAA consecutive winning-streak record of 88 games over four seasons, which included consecutive 30-0 seasons in 1971-72 and 1972-73. UCLA also won 149 of 151 games in Pauley Pavilion during his Bruin tenure.

Wooden is the only coach to compile four undefeated seasons of 30-0, and his Bruin teams captured 19 conference championships (the record of which Wooden is most proud). He is also the first person to be inducted into the National Basketball Hall of Fame as both a player and coach.

At Purdue University, he won letters in basketball and baseball his freshman year and later earned All-American honors as a guard on the basketball team from 1930-32. He captained Purdue's basketball teams of 1931 and 1932 and led the Boilermakers to two Big Ten titles and the 1932 national championship.

In July of 2003, Wooden received the highest honor awarded to a U.S. citizen, the U.S. Medal of Freedom. Coach passed away on June 4, 2010.

Wooden and his wife, Nell, who died in Los Angeles on March 21, 1985, were married for 53 years. Parents of a son, James Hugh, and a daughter, Nancy Anne, John had seven grandchildren and 11 great-grandchildren. On Dec. 20, 2003, the basketball floor in Pauley Pavilion was dedicated "Nell and John Wooden Court."



Coach Wooden with Noelle Quinn at the 2003 McDonald's All-American Game



Billie Moore

Naismith Memorial Basketball Hall of Fame and Women's Basketball Hall of Fame inductee Billie Moore was the first coach to lead two schools to national women's basketball championships - Cal State Fullerton and UCLA.

In 1970, her very first season at Cal State Fullerton, Moore led her team to the AIAW national title, and in her second season at UCLA in 1978, she guided the Bruins to their first and only national championship.


Moore was UCLA head coach for 16 years (1977-93) and compiled a 296-181 (.621) record. Along with the AIAW Championship, she led her team to a fourth-place finish in 1979, and her Bruin teams finished ninth nationally in 1985 and 1992.

At Cal State Fullerton, she recorded a 140-15 record in eight seasons, and her overall coaching record at both schools was 436-196 over 24 years. Her UCLA and Cal State Fullerton teams won 10 conference championships and advanced to the post-season 16 times with a 59-18 record. Moore, who coached fellow Hall of Famers Ann Meyers and Denise Curry, became the eighth coach in women's basketball history to reach the 400-win mark.

Moore coached the first U.S. women's Olympic basketball team to a silver medal at the Olympic Games in Montreal in 1976. She also led the 1973 and 1975 entries to the World University Games and the 1975 U.S. Pan American Games team.

Many of Coach Moore's former players (Ann Meyers, Denise Curry, Anita Ortega and Pat Summitt) have gone on to excel in athletic endeavors including college coaching, professional basketball, radio/television broadcasting and community service. Pat Summitt has been quoted as saying, "Billie Moore has had more influence on my coaching career than anyone. She was my mentor. She's had a huge impact on my coaching style."

Moore is a Westmoreland, Kansas native who received her undergraduate degree from Washburn University in Kansas and earned her Master's degree from Southern Illinois University. In 1999, she received her Honorary Doctorate of Humane Letters from Washburn University.



Hall of Fame coach Billie Moore

Individual Career Statistics - 1975-Present

Player (10g minimum)	Years	G	FG-A	Pct.	3FG-A	Pct.	FTA	Pct.	REB	Avg.	A	S	BS	PTS	Avg.
Alexander, Moniquee	2007-10	124	171-357	.479	0-0	.000	97-195	.497	435	3.5	11	35	42	439	3.5
Allen, Lori	1975-77	62	91-238	.382	—	—	61-120	.508	215	3.5	25	78	4	255	4.1
Allen, Shalada	2001-02	54	128-311	.412	0-1	.000	42-75	.560	215	3.9	14	41	14	298	5.5
Alston, Tonya	1983	28	22-58	.379	—	—	18-35	.514	93	3.3	8	9	8	62	2.2
Anderson, Nicole	1990-93	111	397-968	.410	2-10	.200	282-393	.718	377	3.4	470	274	6	1078	9.7
Arranaga, Gennifer	2001-04	113	228-617	.370	35-106	.330	84-116	.724	245	2.2	102	118	4	575	5.1
Arredondo, Allison	1993-96	100	177-456	.388	67-190	.353	39-62	.629	222	2.2	52	32	6	460	4.6
Baird, Chrissy	2015	8	1-2	.500	0-0	.000	1-2	.500	2	0.3	0	0	1	3	0.4
Batchie, Alma	1986-88	44	24-54	.444	—	—	8-24	.333	60	1.4	11	11	7	56	1.3
Beauprey, Jeanne	1980-81	60	160-346	.462	—	—	75-119	.630	319	5.3	46	77	13	395	6.6
Bennett, Kellie	1995	27	96-228	.421	24-51	.471	38-58	.655	141	5.2	55	41	3	254	9.4
Biggs, Shari	1984-87	108	330-707	.466	—	—	100-125	.800	453	4.2	115	80	5	760	7.0
Billings, Monique	2015	37	81-173	.468	0-0	.000	51-107	.477	184	5.0	12	38	50	213	5.8
Blue, Nikki	2003-06	118	614-1522	.403	114-321	.355	455-637	.714	616	5.2	602	325	24	1797	15.2
Bouldin, Sheri	1987-90	96	210-520	.404	—	—	116-198	.586	507	5.3	35	55	32	536	5.6
Bradley, Jalina	2000-03	91	137-452	.303	17-89	.191	80-115	.695	173	1.9	96	73	2	371	4.1
Breckenridge, Tam	1977-78	43	78-168	.464	—	—	63-110	.573	204	4.7	17	44	9	219	5.1
Brewer, Alyssia	2013	33	151-316	.478	0-0	.000	64-101	.634	255	7.7	60	43	25	366	11.1
Brooks (Poteet), Madeline	2012-14	53	27-88	.307	20-66	.303	4-7	.571	50	0.9	30	8	0	78	1.5
Brown, Candice	2008-09	41	23-64	.359	0-0	.000	18-39	.462	79	1.9	6	17	12	64	1.6
Brown, Jaime	1985-88	110	444-993	.447	2-7	.286	198-252	.786	302	2.7	125	80	5	1088	9.9
Caldwell, Recce'	2015	17	42-125	.336	21-75	.280	12-16	.750	34	2.0	43	7	2	117	6.9
Campbell, Doreena	2008-11	127	460-1165	.395	85-236	.360	278-344	.808	465	3.7	415	188	26	1283	10.1
Canada, Jordyn	2015	34	141-375	.376	3-23	.130	117-151	.775	116	3.4	148	69	3	402	11.8
Childs, Dana	1986-89	99	139-300	.463	—	—	110-197	.558	268	2.7	17	31	14	388	3.9
Cohen, Jane	1975	23	60-154	.390	—	—	15-33	.455	81	3.5	20	33	5	137	6.0
Collins, Laura	1991, 1993-95	75	75-191	.393	0-1	.000	39-79	.494	155	2.1	25	18	7	189	2.5
Connolly, Merja	1982	23	37-79	.468	—	—	9-11	.818	54	2.3	7	9	6	83	3.6
Corlett, Denise	1977-80	109	272-669	.407	—	—	210-282	.745	691	6.3	112	113	10	754	6.9
Corinne Costa	2011-15	117	236-537	.439	0-2	.000	29-50	.580	473	4.0	90	51	179	501	4.3
Crampton, Cyd	1977, 1979	41	75-179	.419	—	—	31-44	.705	213	5.2	20	26	30	181	4.4
Curry, Denise	1978-81	130	1386-2283	.607	—	—	426-521	.818	1310	10.1	353	200	74	3198	24.6
Dean, Anne	1983-86	116	591-1254	.471	—	—	182-231	.788	390	3.4	310	134	11	1364	11.8
Dixon, Jasmine	2010-11, 2013	90	414-805	.514	3-10	.300	218-384	.568	621	6.9	123	166	44	1049	11.7
Dome, Dora	1985-88	115	669-1495	.447	—	—	250-392	.638	674	5.9	252	159	16	1589	13.8
Drummer, Lajahna	2015	37	74-191	.387	0-0	.000	50-93	.538	183	4.9	14	21	14	198	5.4
Earl, Nina	2008-11	124	268-607	.442	7-34	.206	132-229	.576	279	2.3	119	136	17	675	5.4
Eulert, Kendee	1981-82	32	52-122	.426	—	—	18-30	.600	72	2.3	20	19	2	122	3.8
Fields, Nirra	2013-15	100	513-1332	.385	108-359	.301	212-324	.654	505	5.1	170	189	44	1346	13.5
Fitzgerald, Cathy	1975	21	20-59	.339	—	—	25-48	.521	69	3.3	7	25	1	59	2.8
Flannigan, LaCresha	1998-00	90	284-637	.446	22-82	.268	191-306	.624	189	2.1	75	87	6	772	8.7
Ford, Althea	1986-89	112	236-525	.450	—	—	119-202	.589	518	4.6	32	63	26	591	5.3
Francis, Teik	1986-87	26	13-29	.448	—	—	0-4	.000	37	1.4	6	7	9	26	1.0
Francis, Tia	1984-85	45	51-123	.415	—	—	57-101	.564	107	2.4	9	13	4	159	3.5
Franken, Tessa	1986	28	27-73	.370	—	—	10-15	.667	23	0.8	64	12	2	64	2.3
Frierson, Dianne	1977-80	117	504-1090	.462	—	—	126-170	.741	239	2.0	454	158	16	1134	9.7
Funicello, Carly	1997-00	110	207-406	.510	—	—	114-185	.616	397	3.6	61	76	59	528	4.8
Gardner, Rebekah	2009-12	127	408-999	.408	92-301	.306	193-254	.760	425	3.3	137	167	44	1101	8.7
Gardner, Rhema	2011-12, 2014	78	73-205	.356	2-13	.154	30-61	.492	210	2.7	21	38	29	178	2.3
Gomez, Erica	1996, 1998-00	113	295-828	.356	81-281	.288	264-386	.684	333	2.9	697	224	14	935	8.3
Greco, Michelle	1999-03	121	635-1487	.427	101-325	.311	336-413	.814	468	3.9	290	288	14	1707	14.1
Grimes, Tawana	1995-98	110	299-703	.425	29-97	.299	153-225	.680	416	3.8	381	256	16	780	7.1
Hanible, Dietra	1980-82	45	94-230	.409	—	—	29-48	.604	66	1.5	113	92	3	217	4.8
Hardy, Angel	1982-85	111	331-791	.481	—	—	69-112	.616	259	2.3	412	183	12	731	6.6
Hayes, Kelli	2015	36	37-81	.457	3-11	.273	11-16	.688	61	1.7	18	17	8	88	2.4
Hegarty, Mary	1981-84	113	215-477	.451	—	—	129-161	.801	137	1.2	528	215	11	559	4.9
Henderson, Tierra	2005-09	115	218-594	.367	26-122	.213	101-190	.532	344	3.0	210	182	5	563	4.9
Hersler, Paulina	2015	27	15-48	.313	8-23	.348	7-9	.778	23	0.9	2	2	0	45	1.7
Hilbert, Nickey	1993-96	82	349-894	.390	54-199	.271	145-225	.644	267	3.3	136	134	13	897	10.9
Holiday, Lauren	2013-14	12	15-40	.375	2-4	.500	7-12	.583	46	3.8	15	12	0	39	3.3
Hopkins, Janet	1978-81	87	121-272	.445	—	—	37-52	.712	91	1.0	68	39	3	279	3.2
Horn, Melanie	1979-82	111	115-245	.469	—	—	68-128	.531	304	2.7	44	30	58	297	2.7
Houser, Carla	1997-98	44	28-68	.412	—	—	24-38	.632	76	1.7	15	13	7	80	1.8
Hubbard, Janae	1997-00	119	506-1014	.499	2-10	.200	208-330	.630	798	6.7	48	90	58	1222	10.3
Hughes, Kisa	1994-96	81	411-729	.564	0-0	.000	113-270	.419	652	8.0	20	88	40	935	11.5
Ibekwe, Chinyere	2005-09	122	252-536	.470	0-3	.000	126-252	.500	623	5.1	29	87	68	630	5.2
Jackson, Nancy	1975-76	45	95-282	.337	—	—	28-57	.491	81	1.8	96	80	5	235	5.2
Jackson, Takiyah	1997-98, 00	79	131-357	.367	19-64	.297	83-113	.735	188	2.4	77	71	15	364	4.6
Jalewalia, Amy	1991-94	112	486-1052	.462	5-15	.333	224-339	.661	533	4.8	211	159	26	1201	10.7
James, Vera	1980, 1982	28	43-98	.439	—	—	17-25	.680	41	1.5	34	7	3	103	3.7
Jarrett, Natalie	2000-03	64	54-158	.342	5-40	.125	25-46	.543	111	1.7	6	25	11	138	2.2
Johnson, Krystle	2002-03	46	27-72	.375	0-0	.000	39-60	.650	62	1.3	8	2	11	93	2.0
Jones, Char	1982-84	76	417-821	.508	—	—	127-201	.632	580	7.6	105	122	46	961	12.6
Jones, Whitney	2001-04	100	264-679	.389	88-288	.305	114-156	.731	474	4.7	140	165	12	730	7.3
Joyner, Jackie	1981-85	121	463-1042	.444	—	—	241-412	.585	752	6.2	239	168	13	1167	9.6
Kaczmariski, Nicole	2000	29	122-300	.407	36-101	.356	58-69	.841	108	3.7	55	44	1	338	11.7
Kamrath, Lynn	1989-92	106	175-473	.370	—	—	78-158	.494	434	4.1	86	83	83	428	4.0
Keur, Annette	1984-85	58	362-670	.540	—	—	121-204	.593	440	7.6	37	80	55	845	14.6
Korver, Kari	2013, 2015	71	159-400	.398	112-289	.388	103-122	.844	186	2.6	85	42	6	533	7.5
Kristich, Zrinka	1993-96	106	273-560	.488	—	—	122-212	.575	547	5.2	142	105	38	668	6.3

Individual Career Statistics - 1975-Present

Player	Years	G	FG-A	Pct.	3FG-A	Pct.	FT-A	Pct.	REB	Avg.	A	S	BS	PTS	Avg.
Kuypers, Ricarda	1994-96	77	134-392	.342	56-164	.341	67-107	.626	95	1.2	168	48	3	391	5.1
Leatham, Malika	2001-02	58	121-397	.305	0-1	.000	125-230	.543	318	5.5	28	45	38	367	6.3
Lemberger, Thea	2011-14	101	342-920	.372	117-388	.302	244-326	.748	207	2.0	287	120	7	1045	10.3
LeWinter, Judy	1975-76	46	243-497	.489	—	—	47-67	.701	152	3.3	131	77	8	533	11.6
Lewis, Eugenie	1989	28	52-146	.356	3-12	.250	14-30	.467	106	3.8	50	22	7	121	4.3
Lezcano, Consuelo	2004-07	75	43-105	.410	—	—	39-56	.696	73	1.1	11	15	15	125	1.7
Livingston, Amanda	2004-07	121	318-666	.477	0-1	.000	131-185	.708	414	3.4	109	82	37	784	6.5
Livulo, Luiana	2014-15	66	86-238	.361	0-2	.000	45-79	.570	215	3.3	37	26	32	217	3.3
Lockhart, Detra	1991-94	113	269-737	.365	30-102	.294	214-312	.686	288	2.5	341	210	10	782	6.9
Martin, Maylana	1997-00	116	775-1422	.545	1-7	.143	550-797	.690	935	8.1	176	237	96	2101	18.1
McCoy, Michelle	1983-84	45	177-424	.417	—	—	55-91	.604	92	2.0	181	91	3	409	9.1
McFadden, Dorice	1983	22	49-119	.412	—	—	6-17	.353	29	1.3	21	17	1	104	4.7
Mead, Susan	1985-87	83	112-274	.409	—	—	51-132	.368	452	5.4	35	73	52	275	3.3
Meyers, Ann	1975-78	97	693-1386	.500	—	—	299-381	.785	819	8.4	544	403	101	1685	17.4
Miles, Michelle	1988-90	38	37-89	.416	—	—	41-66	.621	68	1.8	131	44	2	115	3.0
Moore, Beth	1976-79	101	127-311	.406	—	—	82-133	.617	119	1.2	216	107	4	336	3.3
Moore, Kristi	1986-87	56	122-315	.387	—	—	94-120	.783	97	1.7	248	79	1	338	6.0
Morris, Darxia	2008-11	122	455-1083	.420	57-188	.303	158-240	.658	316	2.6	322	181	14	1125	9.2
Mosman, DeDe	1989-92	113	347-885	.392	136-361	.377	90-120	.750	321	2.8	247	96	4	920	8.1
Nakase, Natalie	2000-03	98	157-439	.358	41-122	.336	132-189	.698	198	2.1	358	149	2	487	4.9
Nash, Karen	1975-77	62	281-686	.410	—	—	116-196	.592	264	4.3	82	155	10	680	11.0
Nestor, Heidi	1976-78	73	224-502	.446	—	—	93-142	.655	515	7.1	40	58	14	541	7.4
Nishi, Teiko	1985-88	73	45-112	.402	—	—	31-56	.554	67	0.9	186	122	2	121	1.7
Nyingifa, Atonye	2009, 2011-14	138	601-1304	.461	3-17	.176	365-536	.681	920	6.7	177	226	56	1570	11.4
Nzekwe, Christina	2008-11	127	154-416	.364	12-45	.267	115-190	.605	455	3.6	61	101	44	435	3.4
Oenning, Jamie	1995-98	70	32-94	.340	9-32	.281	26-34	.765	50	0.7	32	23	0	100	1.4
Oren, Ortal	2003-06	97	119-332	.358	20-77	.260	47-78	.603	142	1.5	83	33	2	305	3.1
Ortega, Anita	1976-79	109	705-1536	.459	—	—	341-532	.641	559	5.1	317	240	42	1751	16.1
Palmisano, Michelle	1993	27	100-306	.327	48-146	.329	66-92	.717	98	3.6	56	39	0	314	11.6
Pearson, Melanie	1997-99	83	274-647	.423	115-287	.401	115-159	.723	254	3.1	125	87	22	778	9.4
Pedersen, Lauren	2005-06	54	44-130	.338	29-85	.341	18-23	.783	89	1.6	40	37	6	135	2.5
Philman, Marie	1997-00	118	403-890	.453	30-103	.291	190-282	.674	488	4.1	183	148	15	1026	8.7
Pickett, Sissy	2002-05	54	46-97	.474	—	—	12-18	.667	61	1.1	2	3	6	104	1.9
Pitts, Julia	2003-04, 06-07	57	70-143	.490	—	—	39-77	.506	142	2.5	21	18	15	179	3.1
Pluimer, Lindsey	2005-08	123	593-1303	.455	84-238	.353	286-354	.808	737	6.0	170	107	93	1556	12.7
Porter, Kristee	1999, 01-02	32	136-346	.393	0-1	.000	83-167	.497	223	6.9	14	46	51	363	11.3
Quinn, Noelle	2004-07	107	713-1649	.432	81-240	.338	322-426	.756	794	7.4	450	196	54	1829	17.1
Rembert, Ayesha	1999-00	38	23-59	.389	0-1	.000	20-28	.714	54	1.4	8	12	4	66	1.7
Rogers, Regina	2007-08	31	78-181	.431	0-0	.000	39-69	.565	144	4.6	17	14	19	195	6.3
Roulier, Rachelle	1988-91	89	212-504	.421	18-42	.429	129-158	.816	189	2.1	123	70	7	571	6.4
Silva, Amy Jo	1992-93	42	24-72	.333	—	—	39-66	.591	96	2.3	9	8	4	87	2.1
Stephens, Rehema	1990-92	87	747-1807	.413	67-222	.302	326-441	.739	643	7.4	161	145	35	1887	21.7
Kacy Swain	2012-13, 2015	95	121-365	.332	1-5	.200	89-121	.736	316	3.3	28	47	45	332	3.5
Swenson, Susie	1980-82	94	339-758	.447	—	—	164-241	.680	319	3.4	239	189	11	842	9.0
Taka, Allison	2007-10	53	22-78	.282	19-69	.275	21-26	.808	12	0.3	26	18	0	84	1.6
Tautolo, Emma	2003-06	85	67-179	.374	0-1	.000	21-36	.583	93	1.1	19	9	1	155	1.8
Thompson, Necie	1981-83	93	588-1071	.549	—	—	360-641	.562	940	10.1	123	166	101	1536	16.5
Thurston, Deborah	1981-84	119	177-434	.408	—	—	52-97	.536	286	2.4	80	66	18	406	3.4
Tideback, Molly	1989-90	32	158-318	.497	—	—	90-125	.720	140	4.4	19	33	24	406	12.7
Tomich, Laura	1996-97	30	15-51	.294	6-22	.273	8-12	.667	16	0.5	17	10	0	44	1.5
Trapnell, Leslie	1975-76	46	147-329	.447	—	—	79-137	.577	313	6.8	29	101	13	373	8.1
Tukiainen, Erica	2007-10	128	267-672	.397	103-265	.389	119-168	.708	279	2.2	109	86	24	756	5.9
VandeLagemaat, Herma	1985	24	21-46	.457	—	—	13-24	.542	111	4.6	9	7	12	55	2.3
VanEmbricqs, Sandra	1987-90	103	467-980	.476	—	—	258-442	.548	811	7.9	128	258	95	1192	11.6
VanHelvoort, Marja	1984	29	159-283	.562	—	—	74-115	.643	195	6.7	20	25	17	392	13.5
VanOostveen, Gene	1991-93	60	44-95	.463	—	—	30-50	.600	129	2.2	17	18	7	118	2.0
Veasley, Aisha	1995-98	110	204-472	.432	0-3	.000	127-226	.562	417	3.8	98	186	22	535	4.9
Veasley, Jamila	2001-04	115	103-285	.361	1-3	.333	47-102	.461	408	3.5	62	90	33	254	2.2
Walker, Markel	2010-13	123	494-1165	.424	28-124	.226	323-484	.667	925	7.5	467	262	29	1339	10.9
Williams, Dominique	2014-15	57	11-26	.423	4-15	.267	5-15	.333	77	1.4	51	17	2	31	0.5
Williams, Jerica	2007	29	13-40	.325	6-20	.300	6-7	.857	22	0.8	7	10	0	38	1.3
Williams, Mariah	2010-13	125	151-399	.378	10-39	.256	64-106	.604	161	1.3	236	93	4	376	3.0
Williams, Natalie	1991-94	89	745-1411	.528	—	—	323-511	.632	1137	12.8	101	226	97	1813	20.4
Willie, Debbie	1978-81	125	551-1178	.468	—	—	98-162	.605	455	3.6	314	164	12	1200	9.6
Willis, Lisa	2003-06	119	610-1443	.423	256-710	.361	201-265	.758	645	5.4	251	372	57	1677	14.1
Winn, Brianna	2002	25	37-153	.242	17-88	.193	26-44	.591	30	1.2	15	14	1	117	4.7
Wootton, Michele	1987-90	112	294-702	.419	—	—	249-390	.638	534	4.8	174	126	19	837	7.5
Wortman, Jane	1975	22	23-83	.277	—	—	18-31	.581	27	1.2	27	39	0	60	2.7
Wright, Charlene	1975-76	36	31-101	.307	—	—	14-31	.452	90	2.5	12	47	13	76	2.1
Wright, Lynn	1977	21	29-71	.408	—	—	15-25	.600	32	1.5	38	18	2	73	3.5
Young, Nicole	1990-91, 93-94	101	133-350	.380	0-4	.000	116-187	.620	287	2.8	57	66	9	382	3.8
Youngs, Elaine	1989-90	25	56-140	.400	13-50	.260	18-31	.581	66	2.6	20	17	2	143	5.7
Zaidi, Shaina	2004-07	65	62-158	.392	45-114	.395	24-31	.774	56	0.9	31	8	1	133	2.1

Year-by-Year Team Statistics

Year	G	FG-A	Pct.	3FG-A	Pct.	FT-A	Pct.	REB	Avg.	PF/D	A	TO	BS	S	PTS	Avg.
2014-15	37	906-2268	.399	160-479	.334	474-720	.658	1,502	40.6	667/12	451	584	182	319	2,446	66.1
Opponents		855-228	.384	246-765	.322	504-698	.722	1,451	39.2	614/9	509	589	113	256	2,460	66.5
2013-14	31	714-1856	.385	121-397	.305	427-636	.671	1,150	37.1	551/21	402	430	117	248	1,976	63.7
Opponents		766-1851	.414	184-568	.324	409-585	.699	1,279	41.3	580/15	471	506	87	221	2,125	68.5
2012-13	34	879-2084	.422	100-329	.304	436-632	.690	1,460	42.9	593/4	556	609	103	338	2,294	67.5
Opponents		723-1980	.365	163-566	.288	443-649	.683	1,215	35.7	562/9	380	612	109	301	2,052	60.4
2011-12	30	705-1798	.392	107-369	.290	346-513	.674	1,137	37.9	520/14	369	497	103	264	1,863	62.1
Opponents		690-1750	.394	138-486	.284	365-528	.691	1,168	38.9	477/4	392	533	82	221	1,883	62.8
2010-11	33	832-1871	.445	68-251	.271	434-661	.657	1,229	37.2	523/6	484	559	77	420	2,166	65.6
Opponents		629-1633	.385	173-566	.306	395-548	.721	1,014	30.7	543/13	375	717	83	265	1,826	55.3
2009-10	34	879-1999	.440	126-366	.344	421-641	.657	1,332	39.2	657/9	485	601	107	362	2,307	67.9
Opponents		649-1748	.371	169-552	.306	489-685	.714	1,103	32.4	584/	388	689	104	248	1,956	57.5
2008-09	31	762-1850	.412	107-318	.336	434-649	.669	1,269	40.9	607/7	382	620	90	333	2,065	66.6
Opponents		666-1661	.401	146-456	.320	431-597	.722	999	32.2	588/22	380	641	103	255	1,909	61.6
2007-08	31	786-1945	.404	96-301	.319	415-654	.635	1,309	42.4	599/11	401	586	102	317	2,083	67.2
Opponents		716-1876	.382	183-552	.332	441-613	.719	1,236	39.9	565/21	424	614	112	254	2,056	66.3
2006-07	32	808-1887	.428	131-365	.359	422-621	.680	1,282	40.1	612/10	453	628	90	244	2,169	67.8
Opponents		831-1989	.418	167-538	.310	415-555	.748	1,135	35.5	589/19	497	508	80	257	2,244	70.1
2005-06	32	943-2072	.455	161-440	.366	428-636	.673	1,266	39.6	621/16	555	441	94	334	2,475	77.3
Opponents		823-1972	.417	168-530	.317	456-655	.696	1,226	38.3	576/12	478	591	80	254	2,270	70.9
2004-05	28	743-1822	.408	148-435	.340	383-534	.717	1,087	38.8	498/9	404	441	81	333	2,017	72.0
Opponents		667-1666	.400	194-590	.329	376-530	.709	1,140	40.7	477/5	421	591	77	217	1,904	68.0
2003-04	30	754-1855	.406	150-449	.334	354-501	.707	1,115	37.2	513/10	425	497	55	369	2,012	67.1
Opponents		687-1674	.410	184-536	.343	357-520	.687	1,136	37.9	503/8	411	616	66	243	1,915	63.8
2002-03	29	793-1907	.416	147-468	.314	384-536	.716	1,061	36.6	533/10	409	454	59	383	2,117	73.0
Opponents		716-1716	.417	148-478	.310	365-548	.666	1,217	42.0	496/10	408	653	86	193	1,945	67.1
2001-2002	29	623-1825	.341	94-367	.256	372-583	.638	1,146	39.5	574/11	329	563	68	286	1,712	59.0
Opponents		717-1739	.412	190-534	.356	446-641	.696	1,289	44.4	556/11	464	653	129	232	2,070	71.4
2000-2001	29	664-1824	.364	89-334	.266	362-597	.606	1,089	37.6	571/24	297	563	72	324	1,779	61.3
Opponents		740-1685	.439	147-451	.326	448-644	.696	1,280	44.1	580/9	459	653	119	239	2,075	71.6
1999-2000	29	804-1826	.440	97-300	.323	453-689	.657	1,209	41.7	579/9	421	598	82	321	2,158	74.4
Opponents		733-1845	.397	140-492	.285	439-650	.675	1,147	39.6	577/20	428	593	58	268	2,045	70.5
1998-99	34	1081-2272	.476	92-281	.327	642-905	.709	1,473	43.3	690/20	565	692	86	435	2,896	85.2
Opponents		881-2200	.400	158-561	.282	559-826	.677	1,303	38.3	714/22	488	763	91	306	2,479	72.9
1997-98	29	872-1835	.475	81-229	.354	492-737	.668	1,167	40.2	619/10	473	631	86	342	2,317	79.9
Opponents		726-1737	.418	149-476	.313	513-738	.695	1,054	36.3	605/14	385	682	63	307	2,114	72.9
1996-97	27	701-1556	.451	59-177	.333	443-661	.670	1,087	40.3	595/27	353	684	69	339	1,904	70.5
Opponents		637-1531	.416	141-438	.322	465-696	.668	941	34.9	563/17	401	665	68	262	1,880	69.9
1995-96	27	762-1732	.440	88-310	.284	340-575	.591	1,018	37.7	535/14	439	583	48	343	1,952	72.3
Opponents		728-1598	.456	108-342	.316	419-610	.687	1,075	39.8	488/10	447	669	61	293	1,983	73.4
1994-95	27	704-1674	.421	89-289	.308	331-574	.577	1,136	42.1	515/8	395	617	39	266	1,828	67.7
Opponents		747-1758	.425	106-354	.299	340-531	.640	1,113	41.2	538/17	422	566	71	305	1,940	71.9
1993-94	27	839-1889	.444	75-210	.357	360-623	.578	1,189	44.0	491/5	419	609	70	350	2,113	78.3
Opponents		751-1765	.426	97-327	.297	396-560	.707	1,127	41.7	515/12	432	665	56	290	1,995	73.9
1992-93	27	754-1839	.410	70-199	.352	404-575	.703	1,147	42.5	531/19	389	511	62	311	1,982	73.4
Opponents		731-1657	.441	105-288	.365	352-570	.618	1,083	40.1	486/15	415	608	96	255	1,919	71.1
1991-92	31	962-2187	.440	58-191	.304	490-730	.671	1,432	46.2	611/9	470	604	100	350	2,472	79.7
Opponents		865-2094	.413	91-294	.310	423-634	.667	1,304	42.1	631/19	444	685	70	319	2,244	72.4
1990-91	28	853-2014	.424	91-233	.391	457-662	.690	1,315	47.0	607/18	378	606	65	292	2,254	80.5
Opponents		808-1892	.427	85-292	.291	512-739	.693	1,191	42.5	583/22	440	583	83	318	2,213	79.0
1989-90	29	806-1903	.424	58-178	.326	419-679	.617	1,222	42.1	566/17	368	574	74	311	2,089	72.0
Opponents		777-1832	.424	83-241	.344	430-624	.689	1,227	42.3	591/21	424	636	72	248	2,067	71.3
1988-89	28	740-1758	.421	32-115	.278	449-686	.655	1,209	43.2	616/25	392	653	77	294	1,961	70.0
Opponents		734-1751	.419	54-197	.274	478-700	.683	1,117	39.9	585/23	413	582	49	305	2,000	71.4
1987-88	30	851-1917	.444	3-17	.176	447-658	.679	1,306	43.5	579/15	442	625	63	289	2,152	71.7
Opponents		799-1863	.429	47-166	.283	371-582	.637	1,081	36.0	591/27	456	584	74	273	2,016	67.2
1986-87	28	784-1797	.436			400-645	.620	1,240	44.3	605/22	328	578	73	257	1,968	70.3
Opponents		740-1760	.420			413-624	.662	1,076	38.4	579/28	416	545	75	286	1,893	67.6
1985-86	28	784-1759	.446			288-470	.613	1,106	39.5	565/15	414	558	50	224	1,856	66.3
Opponents		760-1689	.450			398-590	.675	1,049	37.5	520/9	462	529	83	289	1,918	68.5
1984-85	30	904-2002	.452			370-610	.607	1,339	44.6	584/21	502	604	66	336	2,178	72.6
Opponents		815-1827	.446			363-576	.630	1,127	37.6	565/14	492	643	94	313	1,993	66.4
1983-84	29	916-1867	.491			381-596	.639	1,160	40.0	578/16	515	603	90	299	2,213	76.3
Opponents		799-1804	.443			390-615	.634	1,052	36.3	553/18	435	610	84	327	1,988	68.6
1982-83	29	908-2032	.447			344-553	.622	1,261	43.5	560/14	476	564	65	329	2,160	74.5
Opponents		804-1816	.443			353-556	.635	1,121	38.7	522/22	451	715	97	306	1,961	67.6

Year-by-Year Team Statistics

Year	G	FG-A	Pct.	3FG-A	Pct.	FT-A	Pct.	REB	Avg.	PF/D	A	TO	BS	S	PTS	Avg.
1981-82	30	906-1956	.463			414-650	.636	1,253	41.8	599/13	518	634	90	345	2,226	74.2
Opponents		820-1848	.444			479-686	.698	1,098	36.6	577/18	469	626	113	314	2,119	70.6
1980-81	36	1214-2356	.515			515-810	.636	1,499	41.6	656/10	722	812	108	435	2,943	81.8
Opponents		1093-2443	.447			373-615	.607	1,320	36.7	708/28	667	775	89	424	2,559	71.1
1979-80	30	1036-2154	.481			405-571	.709	1,325	44.2	585/13	589	633	49	360	2,477	82.6
Opponents		884-1968	.449			417-613	.680	1,122	37.4	564/25	528	640	87	337	2,185	72.8
1978-79	34	1194-2455	.486			419-588	.713	1,424	41.9	651/18	636	703	94	325	2,807	82.6
Opponents		1064-2378	.447			441-656	.672	1,333	39.2	572/15	585	700	92	339	2,569	75.6
1977-78	30	1216-2404	.506			453-674	.672	1,471	49.0	531/15	621	608	76	408	2,885	96.2
Opponents		860-2177	.395			329-497	.662	1,150	38.3	596/21	423	773	82	236	2,049	68.3
1976-77	23	804-1761	.457			408-598	.682	1,170	50.9	495/17	408	473	76	522	2,016	87.7
Opponents		518-1458	.355			338-528	.640	924	40.2	502/28	243	622	63	357	1,374	59.7
1975-76	23	778-1815	.429			342-560	.611	1,117	48.6	453/13	417	515	47	464	1,898	82.5
Opponents		554-1491	.372			272-427	.637	952	41.4	502/22	227	698	50	223	1,380	60.0
1974-75	24	792-1900	.416			284-491	.578	1,093	45.5	498/14	389	531	78	628	1,879	78.3

All-Time Game-by-Game Results

2014-15

Record: 19-18; 8-10 Pac-12, 6th
Head Coach: Cori Close
Championship W/On: Postseason WNIT
Pre-season AP/USA Today ranking: RV/-

Date	Rank*	Opponent (Rank)	Result
N14		@ James Madison	L 87-91 ot
N16		@ North Carolina (13)	L 68-84
N23		TEXAS (10/13)	L 65-75
N28		NEBRASKA (15)	L 66-71
D2		CINCINNATI	W 66-58
D10		UC RIVERSIDE	W 57-43
D12		SACRAMENTO STATE	W 92-83
D18		Miami (@ New Orleans, LA)	L 67-74
D19		Samford (@ New Orleans, LA)	W 71-52
D21		Connecticut (@ Uncasville, CT) (2)	L 50-86
D28		NOTRE DAME (4)	L 67-82
D30		@ USC	W 59-52
J3		OREGON STATE (13)	L 47-65
J5		OREGON	L 46-52
J9		@ Utah	W 49-46
J11		@ Colorado	W 90-84
J18		USC	W 71-60
J23		STANFORD (11/16)	L 70-79
J25		CALIFORNIA	L 57-72
J31		@ Oregon	L 65-67
F2		@ Oregon State (7)	L 64-82
F6		COLORADO	W 72-65
F8		UTAH	W 58-45
F12		@ California	L 64-70
F15		@ Stanford (19)	L 50-68
F20		ARIZONA STATE (12/13)	L 56-68
F22		ARIZONA	W 75-41
F26		@ Washington State	W 74-69
F28		@ Washington	L 61-74
M5		Arizona (@ Seattle, WA)	W 80-62
M6		Stanford (@ Seattle, WA) (19)	L 62-67
Postseason Women's National Invitation Tournament - Champion			
M19		CSU BAKERSFIELD	W 70-54
M22		@ San Diego	W 63-58
M26		NORTHERN COLORADO	W 74-60
M29		SAINT MARY'S	W 82-66
M1		@ Michigan	W 69-65
A4		@ West Virginia	W 62-60

2013-14

Record: 13-18; 7-11 Pac-12, 8th
Head Coach: Cori Close
Pre-season AP/USA Today ranking: RV/25th

Date	Rank*	Opponent (Rank)	Result
N8	-/25	@ Nebraska (12)	L 49-77
N11		PEPPERDINE	W 82-78
N17		NORTH CAROLINA (12)	L 68-78
N24		OKLAHOMA (10)	W 82-76
N29		James Madison (@ Naples, FL)	L 67-77
N30		Grand Canyon (@ Naples, FL)	W 49-67
D1		North Carolina State (@ Naples, FL)	L 48-67
D7		@ Notre Dame (4)	L 48-90
D15		@ San Diego State	W 56-55
D20		@ Minnesota	W 58-55
D21		Auburn (@ Minneapolis, MN)	L 60-66
D28		CAL POLY	W 96-89
D30		USC	L 54-56
J3		UTAH	W 55-38
J5		COLORADO (12)	L 59-61
J10		@ Arizona	W 67-61
J12		@ Arizona State (23)	L 57-59
J17		OREGON	W 88-83
J20		OREGON STATE	W 66-63
J24		@ Stanford (4)	L 55-72
J26		@ California (16)	L 53-69
J31		WASHINGTON	L 58-70
F2		WASHINGTON STATE	W 79-72
F8		@ USC	L 54-69
F14		@ Oregon State	L 54-70
F17		@ Oregon	W 103-83
F21		CALIFORNIA (18)	L 72-77
F23		STANFORD (4/5)	L 56-65
F28		@ Colorado	L 42-62
M2		@ Utah	W 62-52
M6		Colorado (@ Seattle, WA)	L 65-76

2012-13

Record: 26-8; 14-4 Pac-12, 3rd
Head Coach: Cori Close
Final AP/USA Today ranking: 11th/15th
Pre-season AP/USA Today ranking: RV/RV

Date	Rank*	Opponent (Rank)	Result
N10		SAN DIEGO STATE	W 66-52
N14		@ Oklahoma (11)	W 86-80
N23	19/22	NOTRE DAME (5)	L 64-76
N25	19/22	PRINCETON	W 65-52
D2	19/21	LOYOLA MARYMOUNT	W 86-66
D8	17/19	Texas (@ Houston, TX) (12)	W 62-42
D15	14/17	Saint Mary's (@ Jamaica, NY)	W 76-62
D16	14/17	@ St. John's	W 53-52 ot
D20	12/16	CAL STATE NORTHBRIDGE	L 72-77
D28	17/18	@ Pepperdine	W 77-46
D31	16/17	SAINT JOSEPH'S	W 73-65
J4	16/17	@ Oregon	W 89-80
J6	16/17	@ Oregon State	W 68-64

J11	14/15	WASHINGTON STATE	W 78-52
J13	14/15	WASHINGTON	W 85-68
J18	14/15	@ Stanford (6)	L 49-75
J20	14/15	@ California (7)	L 65-70
J25	19/20	ARIZONA	W 73-57
J27	19/20	ARIZONA STATE	W 54-50
F1	18/19	COLORADO (22)	W 62-46
F3	18/19	UTAH	W 70-42
F8	17/17	@ Washington	W 65-61
F10	17/17	@ Washington State	W 80-65
F15	15/16	CALIFORNIA (6)	L 51-79
F17	15/16	STANFORD (4)	L 57-68
F19	17/16	@ USC	W 68-54
F24	17/16	USC	W 63-58
M1	17/16	@ Arizona State	W 58-50
M3	17/16	@ Arizona	W 68-57
M8	14/13	Utah (@ Seattle, WA)	W 54-43
M9	14/13	California (@ Seattle, WA) (5)	W 70-58
M10	14/13	Stanford (@ Seattle, WA) (4)	L 49-51
NCAA Columbus, OH Region - 1st/2nd Rounds			
M23	11/12	Stetson (@ Columbus, OH)	W 66-49
M25	11/12	Oklahoma (@ Columbus, OH)	L 72-85

2011-12

Record: 14-16; 9-9 Pac-12, T5th
Head Coach: Cori Close
Pre-season AP/USA Today ranking: 22nd/-

Date	Rank*	Opponent (Rank)	Result
N11	(22/-)	McNEESE STATE (pre-WNIT)	W 67-59
N13	(22/-)	TENNESSEE TECH (pre-WNIT)	W 74-52
N17	(22/-)	@ Baylor (1)	L 50-83
N25	(25/-)	West Virginia (@ Northridge, CA)	L 54-63
N26	(25/-)	Colgate (@ Northridge, CA)	W 68-48
N30		SAN DIEGO STATE	W 78-71
D4		@ LMU	W 84-43
D13		@ LSU	L 41-58
D17		TENNESSEE (6)	L 64-85
D20		@ Temple	L 53-59
D22		@ St. Joseph's	L 60-64
D29		CALIFORNIA	W 60-55
D31		STANFORD (4)	L 50-77
J5		@ Arizona	L 66-74
J7		@ Arizona State	W 64-48
J14		USC	L 43-47
J19		OREGON STATE	W 69-60
J21		OREGON	L 62-83
J26		at Utah	W 65-60
J29		at Colorado	W 62-54 ot
F2		WASHINGTON	W 79-73 ot
F4		WASHINGTON STATE	W 73-52
F9		@ California	L 58-67
F12		@ Stanford (4)	L 59-82
F19		@ USC	L 54-66
F23		ARIZONA STATE	W 53-38
F25		ARIZONA	W 72-58
M1		@ Washington State	L 65-76
M3		@ Washington	L 59-67
M7		Arizona (@ Galen Center)	L 57-61

2010-11

Record: 28-5; 16-2 Pac-10, 2nd
Head Coach: Nikki Caldwell
Final AP/USA Today ranking: 8th/13th
Pre-season AP/USA Today ranking: 16th/15th

Date	Rank*	Opponent (Rank)	Result
N12	(16/15)	@ San Diego State	W 55-48
N14	(16/15)	UC SANTA BARBARA	W 66-52
N18	(15/15)	@ Notre Dame (12)	W 86-83 2ot
N21	(15/15)	UC DAVIS	W 65-49
N28	(13/13)	TEMPLE	W 71-61
D3	(13/13)	@ LMU	W 67-43
D5	(13/13)	MONTANA STATE	W 54-44
D12	(10/10)	@ St. Mary's	W 75-59
D19	(9/9)	Hawaii (@ Hilo, HI)	W 72-44
D20	(9/9)	East Carolina (@ Hilo, HI)	W 81-67
D28	(8/9)	LSU	L 53-55
D31	(8/9)	@ Washington	W 60-48
J2	(8/9)	@ Washington State	W 80-55
J8	(12/11)	USC	W 61-42
J13	(10/9)	OREGON STATE	W 58-46
J15	(10/9)	OREGON	W 87-57
J20	(8/8)	@ Stanford (4)	L 38-64
J22	(8/8)	@ California	W 65-56
J27	(11/10)	ARIZONA STATE	W 70-60
J29	(11/10)	ARIZONA	W 70-60
F6	(10/9)	@ USC	W 74-67
F10	(9/9)	@ Oregon	W 75-48
F12	(9/9)	@ Oregon State	W 58-48
F18	(9/9)	CALIFORNIA	W 63-48
F20	(11/9)	STANFORD (3)	L 53-67
F24	(11/9)	@ Arizona	W 74-70
F26	(9/9)	@ Arizona State	W 61-45
M3	(9/9)	WASHINGTON	W 60-42
M5	(9/9)	WASHINGTON STATE	W 66-48
M11	(7/9)	California (@ Staples Center)	W 63-50
M12	(7/9)	Stanford (2) (@ Staples Center)	L 55-64
NCAA Spokane, WA Region - 1st/2nd Rounds			
M19	(8/9)	Montana (@ Gonzaga)	W 55-47
M21	(8/9)	@ Gonzaga (19)	L 75-89

2009-10

Record: 25-9; 15-3 Pac-10, 2nd
Head Coach: Nikki Caldwell
Final AP/USA Today ranking: 22nd/23rd

Date	Rank*	Opponent (Rank)	Result
N14		Illinois State (@ Iowa City)	L 55-61
N15		Santa Clara (@ Iowa City)	W 77-51
N19		HAWAII	W 98-52
N21		Utah (@ San Diego)	W 69-33
N25		PRINCETON	W 69-59
N28		@ Tennessee (6)	L 47-61
D3		@ Kansas (24)	L 49-54
D15		@ UC Santa Barbara	W 61-49
D18		TEXAS TECH	L 58-59
D21		ST. MARY'S	W 83-58
D28		LMU	W 73-52
J1		@ Arizona	W 67-58
J3		@ Arizona State (19)	W 74-56
J8		CALIFORNIA	W 57-46
J10		STANFORD (2)	L 61-65
J17		@ USC	L 63-70
J21		Washington State	W 59-56
J23		Washington	W 69-65
J28		OREGON	W 104-80
J30		OREGON STATE	W 70-44
F4		@ Stanford (2)	L 53-74
F6		@ California	W 44-32
F13		USC	W 74-56
F18		WASHINGTON	W 73-55
F20		WASHINGTON STATE	W 93-58
F25		@ Oregon State	W 74-53
F27		@ Oregon	W 91-75
M4	(-/25)	ARIZONA STATE	W 63-59
M6	(-/25)	ARIZONA	W 70-61
M12	(23/23)	Oregon State (@ Galen Center)	W 60-44
M13	(23/23)	USC (@ Galen Center)	W 59-53
M14	(23/23)	Stanford (2) (@ Galen Center)	L 46-70
NCAA Kansas City, MO Region - 1st/2nd Rounds			
M21	(22/22)	N.C. State (@ Minneapolis, MN)	W 74-54
M23	(22/22)	Nebraska (4) (@ Minneapolis, MN)	L 70-83

2008-09

Record: 19-12; 9-9 Pac-10, T4th
Head Coach: Nikki Caldwell

Date	Rank*	Opponent (Rank)	Result
N16		CAL ST. FULLERTON	W 78-62
N18		PEPPERDINE	W 66-55
N23		@ Maryland (11)	L 65-88
N26		@ Cal Poly SLO	W 57-48
N30		CAL STATE NORTHBRIDGE	W 96-53
D3		CSU BAKERSFIELD	W 104-57
D7		NEVADA	W 62-47
D14		SAN DIEGO	W 95-58
D17		@ Rice	W 82-64
D21		KANSAS	W 67-64
D29		@ Texas Tech	L 62-72
J2		OREGON STATE	W 60-53
J4		OREGON	L 56-73
J11		USC	W 87-75
J15		@ Arizona State	L 44-68
J17		@ Arizona	W 48-38
J22		WASHINGTON STATE	W 83-48
J24		WASHINGTON	W 74-66
J29		@ California (7)	L 48-64
F1		@ Stanford (9)	L 51-68
F8		@ USC	L 76-87
F12		ARIZONA	W 58-39
F14		ARIZONA STATE	L 66-69
F20		@ Washington	L 49-59
F22		@ Washington State	W 65-50
F27		STANFORD (3)	L 58-69
M1		CALIFORNIA (4)	W 71-56
M5		@ Oregon	W 70-69
M7		@ Oregon State	L 58-61
M13		Oregon State (@ Galen Center)	W 62-56
M14		Stanford (2) (@ Galen Center)	L 47-73

2007-08

Record: 16-15; 10-8 Pac-10, T4th
Head Coach: Kathy Olivier

Date	Rank*	Opponent (Rank)	Result
N16		@ CS Northridge	W 81-69
N18		RICE	W 79-71
N20		CAL POLY SLO	W 107-83
N25		MARYLAND (3)	L 75-79
N28		@ Pepperdine	L 79-91
D1		Idaho State (@ Reno)	L 64-79
D2		Southern (@ Reno)	W 79-52
D8		@ San Diego	L 57-63
D15		@ BYU	L 58-68
D19		TENNESSEE (1)	L 70-82
D21		UC RIVERSIDE	W 71-60
D28		@ Arizona State (24)	L 59-62
D30		@ Arizona	W 68-59
J4		STANFORD (2)	W 69-56
J6		CALIFORNIA	L 70-73 ot
J10		@ Washington	W 59-57
J12		@ Washington State	W 76-56
J19		@ USC	L 56-64
J24		OREGON	W 63-59
J26		OREGON STATE	W 74-70

All-Time Game-by-Game Results

J31	@ California (9)	L 53-67
F2	@ Stanford (7)	L 62-75
F8	WASHINGTON STATE	W 68-56
F10	WASHINGTON	W 75-68
F17	USC	L 36-49
F21	@ Oregon State	W 55-52
F23	@ Oregon	L 55-66
F28	ARIZONA STATE	L 67-73
M1	ARIZONA	W 80-70
M8	USC (@ San Jose)	W 73-52
M9	Stanford (6) (@ San Jose)	L 45-78

2006-07

Record: 14-18; 7-11 Pac-10, 7th
Head Coach: Kathy Olivier

Pre-season AP/USA Today ranking: 23rd/23rd

Date	Rank*	Opponent (Rank)	Result
N12	(23/23)	UC SANTA BARBARA	W 87-62
N16	(20/21)	@ Tennessee (4)	L 60-83
N18	(20/21)	@ UC Riverside	W 70-60
N21	(21/19)	OKLAHOMA (3)	L 68-77
N 24	(21/19)	Gonzaga (@ Hawaii)	L 57-62
N 25	(21/19)	Sacramento St. (@ Hawaii)	W 87-64
N 26	(21/19)	Texas Tech (@ Hawaii)	L 60-75
N 30		@ Cal St. Fullerton	W 84-74
D4		@ UC Irvine	W 66-62
D8		Delaware St. (@ New Mexico)	W 64-54
D9		@ New Mexico (23)	L 63-72
D17		BAYLOR (9)	L 70-83
D20		CALIFORNIA (15)	W 77-68 ot
D22		STANFORD (14)	L 59-68
D29		@ Washington State	W 74-71
D31		@ Washington	L 67-72
J5		OREGON STATE	L 52-56
J7		OREGON	W 77-70
J13		USC	L 72-75
J18		@ Arizona State (10)	L 52-92
J20		@ Arizona	W 76-73
J26		WASHINGTON	W 73-67
J28		WASHINGTON ST.	W 73-70
F1		@ Oregon	L 60-76
F3		@ Oregon State	W 75-65
F10		@ USC	L 55-62
F15		ARIZONA	L 63-66
F18		ARIZONA STATE (10)	L 69-80
F22		@ Stanford (8)	L 54-65
F24		@ California	L 69-88
M2		Washington St. (@ San Jose)	W 72-58
M3		Arizona State (10) (@ San Jose)	L 64-74

2005-06

Record: 21-11; 12-6 Pac-10, 3rd
Head Coach: Kathy Olivier

Championship Won: Pac-10 Conf. Tournament

Final AP/USA Today ranking: 21st/18th

Date	Rank*	Opponent (Rank)	Result
N18		@ Baylor (6)	L 85-93
N22		BYU	L 67-71
N25		Georgia (11) (@ Loyola Tny.)	W 84-64
N26		Charlotte (@ Loyola Tny.)	W 87-71
N 30	(23/-)	UC IRVINE	W 92-54
D3	(23/-)	@ Clemson	W 76-63
D5	(22/25)	@ Oklahoma (16)	L 78-83
D8	(22/25)	PEPPERDINE	W 95-56
D17	(24/24)	@ UC Santa Barbara	L 81-90 ot
D20		OREGON	W 82-63
D22		OREGON STATE	W 79-64
D30		@ California	L 58-65
J1		@ Stanford (16)	L 68-91
J6		ARIZONA	W 84-77
J8		ARIZONA STATE (9)	W 77-69
J12		@ Washington (25)	L 75-96
J14		@ Washington State	W 73-63
J21		@ USC	L 70-73
J27		STANFORD (11)	W 90-80
J29		CALIFORNIA	W 90-87 ot
F2		@ Arizona State (18)	L 70-87
F4		@ Arizona	W 90-64
F9		WASHINGTON STATE	W 77-50
F11		WASHINGTON	W 83-75
F18		USC	L 73-77
F23		@ Oregon State	W 72-59
F25		@ Oregon	W 66-65
M4		California (@ San Jose)	W 80-63
M5		Arizona State (11) (@ San Jose)	W 60-59
M6		Stanford (13) (@ San Jose)	W 85-78 ot
NCAA Cleveland, OH Region - 1st/2nd Rounds			
M19	(21/23)	Bowling Green (23) (@ Purdue)	W 74-61
M21	(21/23)	@ Purdue (11)	L 54-61

2004-05

Record: 16-12; 10-8 Pac-10, 6th
Head Coach: Kathy Olivier

Date	Rank*	Opponent (Rank)	Result
N19		TCU (@ Miami)	L 65-60
N21		Gardner-Webb (@ Miami)	W 89-48
N24		CLEMSON	W 83-52
N28		TEXAS (4)	W 63-60
D2	(25/-)	@ Pepperdine	W 74-61
D5	(25/-)	PURDUE (14)	W 70-64
D11	(18/20)	@ Fresno State	W 92-76

D19	(16/17)	@ Illinois	L 63-78
D21	(20/23)	@ Ohio State (10)	L 60-83
D28	(23/24)	USC	W 62-61
J2	(23/24)	OREGON ST.	W 73-45
J4	(22/23)	OREGON	W 70-54
J7	(22/23)	@ Washington St.	W 89-69
J9	(22/23)	@ Washington	W 74-63
J14	(19/19)	ARIZONA ST.	L 42-44
J16	(19/19)	ARIZONA	L 73-84
J20	(25/-)	@ Stanford (5)	L 75-100
J22	(25/-)	@ California	W 85-70
J27		@ Oregon	L 71-78
J29		@ Oregon St.	W 74-54
F3		WASHINGTON	W 86-81
F6		WASHINGTON ST.	W 68-63
F10		@ Arizona	L 73-76
F12		@ Arizona St.	L 59-80
F18		CALIFORNIA	W 73-61
F20		STANFORD (4)	L 68-81
F26		@ USC	L 77-80
M5		Arizona St. (@ San Jose)	L 71-73

2003-04

Record: 17-13; 11-7 Pac-10, T-3rd
Head Coach: Kathy Olivier

Date	Rank*	Opponent (Rank)	Result
N23		UNLV	W 61-51
N25		@ Texas (2)	L 58-89
N30		ILLINOIS	W 68-56
D6		@ St. Mary's	L 52-53
D13		Purdue (@ Indianapolis) (8)	L 57-58
D17		@ Cal St. Northridge	W 74-66
D19		MICHIGAN ST. (24)	L 43-47
D21		FRESNO ST.	W 69-56
D28		@ USC	L 51-64
D30		OHIO ST. (18)	W 71-56
J2		@ Oregon St.	L 68-82
J4		@ Oregon	W 63-57
J9		WASHINGTON ST.	W 78-58
J11		WASHINGTON	W 65-60
J15		@ Arizona St.	L 58-73
J17		@ Arizona	L 54-70
J23		STANFORD (ot) (6)	L 71-78
J25		CALIFORNIA	W 67-66
J29		OREGON	L 55-61
J31		OREGON ST.	W 91-58
F5		@ Washington	W 64-59
F7		@ Washington St.	W 78-57
F12		ARIZONA (24)	W 87-68
F14		ARIZONA ST.	W 73-64
F19		@ California	W 97-69
F21		@ Stanford (10)	L 54-63
F29		USC	W 68-64
M6		Arizona St. (@ San Jose)	W 70-50
M7		Stanford (12) (@ San Jose)	L 66-70
NCAA Midwest 1st Round - Minneapolis, MN			
M21		@ Minnesota (24)	L 81-92

2002-03

Record: 18-11; 12-6 Pac-10, 4th
Head Coach: Kathy Olivier

Date	Rank*	Opponent (Rank)	Result
N23		@ Hawaii	L 66-70
N24		Sacramento St. (@ Hawaii)	W 106-43
N30		Northwestern St. (@ UNLV)	W 82-74
D1		@ UNLV	W 72-64
D3		ST. MARY'S	W 72-60
D6		@ Georgia (14)	L 83-91
D14		@ Pepperdine	L 67-88
D19		BAYLOR	L 77-89
D21		CAL ST. NORTHBRIDGE	W 89-49
D27		@ Oregon	W 93-68
D29		@ Oregon St.	W 58-54
J3		WASHINGTON	W 72-46
J5		WASHINGTON ST.	W 93-51
J12		USC	W 72-64
J16		@ Arizona St.	W 60-58
J18		@ Arizona (22)	L 61-80
J24		STANFORD (5)	L 78-80
J26		CALIFORNIA	L 61-69
J30		@ Washington St.	W 86-70
F1		@ Washington (25)	L 77-111
F8		@ USC	L 68-72
F14		ARIZONA (24)	W 48-47
F16		ARIZONA ST.	W 71-62
F20		@ California	W 72-54
F22		@ Stanford (9)	L 61-79
F27		OREGON ST.	W 82-71
M1		OREGON	W 56-54
M8		Oregon (@ San Jose)	W 71-58
M9		Stanford (9) (@ San Jose)	L 64-69

2001-02

Record: 9-20; 4-14 Pac-10, 8th
Head Coach: Kathy Olivier

Date	Rank*	Opponent (Rank)	Result
N16		Liberty (@ Michigan St.)	W 62-55
N17		@ Michigan St.	L 63-67
N24		OHIO STATE	W 64-60
N27		BYU	W 73-62
D1		@ Utah	L 42-89

D5		@ San Diego	L 51-79
D8		COLORADO (15)	L 48-79
D16		@ Baylor (9)	L 59-92
D20		OREGON	L 67-76
D22		OREGON ST.	L 65-79
D28		@ Stanford (6)	L 50-81
D30		@ California	W 64-48
J4		@ Washington	L 53-86
J6		@ Washington St.	W 76-64
J13		USC	L 57-67
J17		ARIZONA ST. (23)	L 57-70
J 19		ARIZONA	L 60-71
J24		@ Oregon St.	L 36-77
J26		@ Oregon	L 54-76
F1		WASHINGTON ST.	W 79-55
F3		WASHINGTON	L 48-68
F5		@ Long Beach St.	W 77-73
F9		@ USC	L 58-71
F14		@ Arizona	L 62-77
F16		@ Arizona St.	L 42-64
F22		CALIFORNIA	W 58-48
F24		STANFORD (2)	L 80-98
M1		California (@ Oregon)	W 46-42
M2		Stanford (2) (@ Oregon)	L 61-96

2000-01

Record: 6-23; Pac-10 5-13, 10th
Head Coach: Kathy Olivier

Date	Rank*	Opponent (Rank)	Result
N10		Duke (@ Albuquerque) (5)	L 52-80
N11		@ New Mexico	L 54-75
N17		UTAH	L 42-65
N25		@ BYU	L 53-68
N28		SAN DIEGO	L 67-86
D2		@ Colorado	L 63-88
D10		LONG BEACH ST.	W 86-60
D18		@ Old Dominion	L 62-86
D21		@ Ohio State	L 57-79
D28		PEPPERDINE	L 56-78
D30		GEORGIA (4)	L 55-89
J4		@ Washington	L 54-73
J6		@ Washington St.	L 52-74
J14		USC	W 65-53
J18		ARIZONA ST.	L 68-78
J20		ARIZONA (ot) (19)	W 59-56
J25		@ Oregon St.	L 58-71
J27		@ Oregon (20)	L 43-54
F2		STANFORD	L 52-60
F4		CALIFORNIA	L 57-58
F10		@ USC	L 56-61
F15		@ Arizona	L 79-89
F17		@ Arizona St. (24)	L 60-78
F 23		OREGON	W 70-68
F 25		OREGON ST.	L 57-65
M 1		@ California	L 59-83
M 3		@ Stanford	L 69-83
M 8		WASHINGTON ST.	W 93-61
M10		WASHINGTON (22)	W 81-56

1999-00

Record: 18-11; Pac-10 12-6, 4th
Head Coach: Kathy Olivier

Pre-season AP/USA Today ranking: 5th/4th

Date	Rank*	Opponent (Rank)	Result
N20	(4/4)	No. Carolina (@Lubbock)(8)	W 69-65
N23	(4/4)	TEXAS (ot)	W 84-77
N28	(4/4)	TENNESSEE (5)	L 77-88
D5	(5/5)	La. Tech (@ Orlando) (4)	L 64-82
D9	(8/8)	SAN DIEGO ST.	W 82-61
D11	(8/8)	@ Pepperdine	W 86-67
D17	(6/8)	@ Cal St. Fullerton	W 108-75
D21	(6/9)	@ Rutgers (15)	L 46-72
D23	(6/9)	@ Connecticut (1)	L 64-106
D29	(16/17)	OLD DOMINION (18)	W 82-76
J7	(17/17)	WASHINGTON	W 90-54
J9	(17/17)	WASHINGTON ST.	W 87-60
J16	(14/17)	USC	W 82-62
J20	(12/16)	@ Arizona (16)	W 79-68
J22	(12/16)	@ Arizona St.	W 76-55
J27	(10/14)	OREGON ST.	W 83-60
J29	(10/16)	OREGON	L 58-67
F3	(15/14)	@ Stanford	L 68-83
F5	(15/17)	@ California	W 74-67
F12	(20/17)	@ USC	L 69-73
F17	(24/23)	ARIZONA ST.	W 56-47
F19	(24/23)	ARIZONA (15)	W 80-66
F24	(22/22)	@ Oregon	L 72-89
F26	(22/22)	@ Oregon St.	L 52-72
M3		STANFORD (25)	W 64-61
M5		CALIFORNIA	L 53-61
M9		@ Washington St.	W 96-86
M11		@ Washington	W 85-66
NCAA Midwest 1st Round - Notre Dame, IN			
M17		George Washington	L 72-79

All-Time Game-by-Game Results

1998-99

Record: 26-8; Pac-10 15-3, T-1st
Head Coach: Kathy Olivier
Championship Won: Pac-10

Pre-season AP/USA Today ranking: 6th/6th; Final ranking: 15th/7th

Date	Rank*	Opponent (Rank)	Result
N14	(6/6)	@ Notre Dame (17)	L 82-99
N17	(14/6)	CONNECTICUT (2)	L 102-113
N22	(14/6)	WEST VIRGINIA	W 91-76
N27	(12/11)	Nebraska (@ Hawaii) (24)	W 85-67
N28	(12/11)	No. Carolina (@ Hawaii) (5)	W 86-68
N29	(12/11)	Kentucky (@ Hawaii)	W 64-54
D5	(10/10)	CS FULLERTON	W 94-64
D11	(8/10)	@ San Diego St.	W 104-56
D19	(8/8)	@ Texas	W 81-74
D21	(8/8)	@ Tennessee (2)	L 77-100
D28	(9/11)	DUKE (17)	L 80-85
D30	(9/11)	PEPPERDINE	W 85-51
J2	(9/11)	@ Arizona	W 84-77
J5	(10/11)	@ Arizona St.	W 98-85
J8	(10/11)	OREGON ST.	W 105-50
J10	(10/11)	OREGON	W 76-72
J14	(10/10)	@ California	W 87-62
J16	(10/10)	@ Stanford	W 80-72
J23	(10/10)	USC	W 94-53
J28	(8/9)	WASHINGTON	W 90-53
J30	(8/9)	WASHINGTON ST.	W 100-70
F4	(7/9)	@ Oregon	L 79-106
F6	(7/9)	@ Oregon St.	W 90-68
F12	(12/11)	STANFORD	L 84-87
F14	(12/11)	CALIFORNIA	W 76-61
F20	(13/13)	@ USC	W 82-64
F25	(12/13)	@ Washington St.	W 104-70
F27	(12/13)	@ Washington	L 85-96
M4	(16/15)	ARIZONA ST.	W 64-61
M6	(16/15)	ARIZONA	W 85-77
NCAA West 1st/2nd Round - Pauley Pavilion			
M13	(15/14)	UVV-GREEN BAY	W 76-69
M15	(15/14)	KENTUCKY	W 87-63
NCAA West Regional - LA Sports Arena			
M20	(15/14)	Colorado St. (7)	W 77-68
M22	(15/14)	Louisiana Tech (3)	L 62-88

1997-98

Record: 20-9; Pac-10 14-4, T-2nd
Head Coach: Kathy Olivier

Final AP/USA Today Ranking: 25th/20th

Date	Rank*	Opponent (Rank)	Result
N21		@ St. Mary's	L 63-88
N28		GEORGE WASHINGTON	L 73-78
N30		NOTRE DAME (2 ot)	L 91-93
D5		SAN DIEGO	W 87-69
D14		@ Fresno St.	W 74-71
D18		@ North Carolina (ot) (5)	L 78-82
D20		@ Duke (17)	W 93-83
D27		RUTGERS (ot)	W 96-93
D28		SETON HALL	W 88-58
J2		ARIZONA (10)	L 71-82
J4		ARIZONA ST.	W 95-73
J8		@ Oregon St.	W 76-72
J10		@ Oregon	W 80-75
J16		CALIFORNIA	W 74-53
J18		STANFORD (11)	L 70-75
J23		@ USC	W 68-64
J29		@ Washington (18)	W 80-59
J31		@ Washington St.	W 76-70
F6		OREGON	W 82-54
F8		OREGON ST.	W 81-70
F12		@ Stanford (6)	L 80-105
F14		@ California	W 86-54
F21		USC	W 87-73
F27		WASHINGTON ST.	W 80-74
M1		WASHINGTON (23)	W 96-72
M5	(23/-)	@ Arizona St.	W 80-62
M7	(23/-)	@ Arizona (9)	L 73-84
NCAA Midwest 1st/2nd Round - Tuscaloosa, AL			
M13	(25/-)	Michigan	W 65-58
M15	(25/-)	@ Alabama (11)	L 74-75

1996-97

Record: 13-14; Pac-10 7-11, 6th
Head Coach: Kathy Olivier

Date	Rank*	Opponent (Rank)	Result
N23		@ San Diego	W 73-61
N29		TEXAS TECH (11)	L 80-95
D5		@ Loyola Marymount	W 60-39
D7		BAYLOR	W 58-55
D16		ST. MARY'S	W 76-67
D19		@ George Washington	L 53-76
D21		@ Seton Hall	L 53-69
D28		Vt. Kentucky (@ USC) (9)	W 73-61
D29		New Orleans (@ USC)	W 90-59
J2		@ Washington St.	W 77-73
J4		@ Washington	L 75-98
J10		STANFORD (3)	L 62-74
J12		CALIFORNIA	W 74-65
J16		@ Arizona St.	L 65-66
J18		@ Arizona	L 45-69
J24		USC	L 56-60
J31		OREGON	L 64-76

F2	OREGON ST.	W 77-54
F6	@ California	W 82-56
F8	@ Stanford (3)	L 68-98
F14	ARIZONA	L 78-90
F16	ARIZONA ST.	W 91-61
F22	@ USC	L 74-87
F27	@ Oregon St.	W 79-68
M1	@ Oregon	L 61-64
M6	WASHINGTON	L 75-76
M8	WASHINGTON ST.	W 85-63

1995-96

Record: 13-14; Pac-10 8-10, T-6th
Head Coach: Kathy Olivier

Date	Rank*	Opponent (Rank)	Result
N24		SAN DIEGO	W 87-69
N26		Vanderbilt (@ Boston) (5)	L 64-70
D2		FRESNO ST.	W 75-70
D6		LONG BEACH ST.	W 89-65
D9		@ UC Irvine	W 73-59
D18		@ Baylor	L 68-74
D20		@ Texas Tech (15)	L 62-84
D29		VIRGINIA (6)	L 55-77
D30		MARYLAND	W 82-70
J5		WASHINGTON ST.	W 85-75
J7		WASHINGTON	L 66-78
J11		@ Stanford (6)	L 77-81
J13		@ California	W 75-64
J18		ARIZONA ST.	W 84-74
J20		ARIZONA (ot)	W 89-85
J27		@ USC	L 77-96
F1		@ Oregon	L 48-75
F3		@ Oregon St. (18)	L 70-82
F9		CALIFORNIA	W 71-66
F11		STANFORD (4)	L 59-61
F15		@ Arizona	L 66-95
F17		@ Arizona St.	L 70-71
F24		USC	W 80-64
F29		OREGON ST. (14)	W 68-56
M2		OREGON	W 83-64
M7		@ Washington	L 48-70
M9		@ Washington St. (ot)	L 81-88

1994-95

Record: 10-17; Pac-10 5-13, T-8th
Head Coach: Kathy Olivier

Date	Rank*	Opponent (Rank)	Result
N25		N.C. STATE	L 55-58
N28		UC IRVINE	W 86-74
D3		@ Boise St.	L 45-61
D8		@ San Diego	W 83-73
D19		Georgia Tech (@ Anchorage)	W 81-69
D20		UNC-Greensboro (@ Anchorage)	W 72-70
D21		Clemson (@ Anchorage)	L 62-79
D28		KENTUCKY	W 74-65
J1		UNC-CHARLOTTE	L 50-60
J5		OREGON	L 59-84
J7		OREGON ST.	W 84-73
J12		@ Washington St.	L 80-85
J14		@ Washington (15)	L 68-81
J19		ARIZONA ST.	W 85-64
J21		ARIZONA	L 61-64
J26		@ Stanford (4)	L 49-88
J28		@ California	L 84-97
F4		USC (24)	L 55-56
F10		WASHINGTON (ot) (12)	L 54-57
F12		WASHINGTON ST.	W 71-57
F16		@ Arizona	L 61-63
F18		@ Arizona St.	W 68-63
F23		CALIFORNIA	W 87-67
F25		STANFORD (5)	L 49-84
M3		@ USC (24)	L 65-70
M9		@ Oregon St. (24)	L 75-95
M11		@ Oregon	L 65-83

1993-94

Record: 15-12; Pac-10 10-8, 5th
Head Coach: Kathy Olivier

Date	Rank*	Opponent (Rank)	Result
N27		UCSB	W 71-54
D1		SAN DIEGO	W 82-62
D4		WESTERN KENTUCKY (20)	W 83-71
D10	(24/-)	@ San Francisco	L 68-71
D12	(24/-)	@ Santa Clara	L 72-78
D19		BOISE ST.	L 64-66
D28		N.C. State (@ Greensboro)	L 88-90
D30		@ UNC-Charlotte	W 72-57
J3		RUTGERS (ot)	W 88-78
J6		@ Oregon	L 77-82
J8		@ Oregon St.	W 76-61
J13		WASHINGTON ST.	W 108-76
J15		WASHINGTON (16)	L 81-86
J20		@ Arizona St.	W 84-59
J22		@ Arizona	L 78-83
J28		STANFORD (10)	W 80-73
J30		CALIFORNIA	W 79-56
F4		@ USC (8)	L 70-85
F10		@ Washington (15)	W 65-62
F12		@ Washington St.	W 81-74
F18		ARIZONA	W 85-69
F20		ARIZONA ST.	W 93-81

F24	@ California	W 90-85
F26	@ Stanford (11)	L 82-94
M5	USC (9)	L 66-83
M10	OREGON ST.	L 62-83
M12	OREGON	L 68-76

1992-93

Record: 13-14; Pac-10 8-10, 7th
Head Coach: Billie Moore

Date	Rank*	Opponent (Rank)	Result
D2		CS FULLERTON	W 99-66
D6		SAN DIEGO ST.	L 52-77
D18		@ Western Kentucky (7)	L 55-73
D20		@ Rutgers	L 56-71
D22		@ Ohio St. (23)	L 80-91
D29		Michigan St. (@ USC)	W 82-57
D30		Pepperdine (@ USC)	W 100-52
J2		LOYOLA MARYMOUNT	W 81-47
J4		SANTA CLARA	W 63-54
J7		@ Arizona St.	W 81-63
J9		@ Arizona	W 91-77
J13		OREGON	W 79-75
J16		OREGON ST.	L 67-71
J21		@ Stanford (3)	L 70-79
J23		@ California	L 70-78
J29		USC (15)	L 60-73
F5		WASHINGTON	W 68-59
F7		WASHINGTON ST.	W 82-75
F11		@ Oregon St.	L 68-71
F13		@ Oregon	L 78-89
F18		STANFORD (10)	L 54-71
F21		CALIFORNIA (23)	W 85-68
F26		@ USC (16)	W 57-66
M4		@ Washington St.	W 77-74
M6		@ Washington	L 72-80
M11		ARIZONA	L 83-91
M13		ARIZONA ST.	W 72-71

1991-92

Record: 21-10; Pac-10 12-6, T-3rd
Head Coach: Billie Moore

Final Ranking: 18th (USA Today)

Date	Rank*	Opponent (Rank)	Result
N22		@ Pepperdine	W 80-67
D1		SANTA CLARA	W 91-78
D7		UCSB	L 70-78
D14		@ Texas Christian	W 64-58
D16		@ James Madison	L 72-78
D18		OHIO ST. (23)	W 52-58
D28		VIRGINIA (1)	L 55-77
D29		CS NORTHRIDGE	W 107-47
J3		@ San Diego St.	W 82-59
J5		@ San Diego	W 78-70
J10		OREGON	W 91-72
J12		OREGON ST.	W 89-71
J16		@ California	L 71-74
J18		@ Stanford (4)	L 92-95
J24		@ USC	L 60-62
J31		WASHINGTON (13)	W 91-60
F2		WASHINGTON ST.	W 80-75
F6		@ Arizona St.	W 88-72
F8		@ Arizona	W 97-63
F14		STANFORD (6)	L 69-92
F16		CALIFORNIA	W 101-87
F22		USC	L 71-73
F27		@ Washington St.	W 76-68
F29		@ Washington (23)	W 65-62
M6		ARIZONA	W 83-67
M8		ARIZONA ST. (25)	L 91-99
M12		@ Oregon St.	W 71-70
M14		@ Oregon	W 83-76
NCAA Midwest Reg. 1st Round - Pauley Pavilion			
M18		NOTRE DAME	W 93-72
NCAA Midwest Reg. 2nd Round - Austin, TX			
M22		@ Texas (19)	W 82-81
NCAA Midwest Reg. Semifinal - Boulder, CO			
M26		SW Missouri St. (10)	L 57-83

1990-91

Record: 15-13; Pac-10 10-8, T-4th
Head Coach: Billie Moore

Date	Rank*	Opponent (Rank)	Result
N24		@ Iowa (11)	L 52-81
N25		Kansas (@ Iowa)	L 63-76
N28		@ CS Fullerton	L 63-78
N30		NOTRE DAME	W 89-75
D3		PEPPERDINE	W 95-79
D7		ST. MARY'S	W 90-82
D16		@ Tennessee	L 86-113
D19		@ Old Dominion	W 80-66
D28		UTAH	W 89-83
D30		JAMES MADISON	L 69-75
J5		USC	L 69-73
J11		ARIZONA ST.	W 81-68
J13		ARIZONA	W 115-102
J17		@ Stanford (9)	L 74-91
J19		@ California	W 102-83
J25		OREGON ST.	W 66-55
J27		OREGON	W 93-67
F1		@ Washington (13)	L 71-75
F3		@ Washington St.	L 77-78

All-Time Game-by-Game Results

F7	@ Arizona	W 112-98
F9	@ Arizona St.	L 65-70
F15	CALIFORNIA	W 96-78
F17	STANFORD (11)	L 77-91
F22	@ Oregon	W 82-74
F24	@ Oregon St.	L 83-89
M1	WASHINGTON ST.	W 78-70
M3	WASHINGTON (9)	L 54-64
M8	@ USC	W 83-79

1989-90

Record: 17-12; Pac-10 12-6, 3rd
Head Coach: Billie Moore

Date	Rank*	Opponent (Rank)	Result
N24		EASTERN ILLINOIS	W 73-70
N26		WEST VIRGINIA	W 68-57
D1		Texas A&M (@ Utah)	W 65-54
D2		@ Utah	L 43-65
D8		CS FULLERTON	W 84-75
D17		TENNESSEE (2)	L 55-77
D20		@ Ohio St.	L 57-66
D22		@ Notre Dame	L 60-61
D30		OLD DOMINION (22)	L 64-68
J2		@ Pepperdine	W 76-63
J6		@ USC	W 83-68
J11		@ Arizona St.	W 77-67
J13		@ Arizona	W 82-70
J18		STANFORD (2)	L 80-98
J20		CALIFORNIA	W 70-68
J25		@ Oregon St.	W 82-60
J27		@ Oregon	L 66-80
F1		WASHINGTON (7)	L 63-76
F3		WASHINGTON ST.	W 84-74
F9		ARIZONA	W 73-69
F11		ARIZONA ST.	W 90-75
F15		@ California	W 80-66
F17		@ Stanford (3)	L 65-91
F23		OREGON	W 79-65
F25		OREGON ST.	W 74-55
M1		@ Washington St.	L 72-84
M3		@ Washington (4)	L 68-83
M9		USC	W 76-72
M14		NCAA West Reg. 1st Round - Fayetteville, AR @ Arkansas (ot) (22)	L 80-90

1988-89

Record: 12-16; Pac-10 8-10, 4th
Head Coach: Billie Moore

Date	Rank*	Opponent (Rank)	Result
N25		N.C. State (@ Cincinnati) (16)	L 60-67
N26		@ Cincinnati	L 57-59
D2		@ Loyola Marymount	W 61-46
D3		NORTHERN ARIZONA	W 80-46
D6		PEPPERDINE	W 76-68
D10		@ CS Fullerton	L 51-68
D18		@ North Carolina	L 71-95
D20		@ Tennessee (1)	L 50-82
D30		OHIO ST.	L 46-63
J6		CALIFORNIA	W 72-57
J7		STANFORD (8)	L 71-73
J10		SOUTHERN UTAH ST.	W 79-51
J12		@ USC	W 76-62
J20		ARIZONA ST.	W 85-81
J21		ARIZONA	W 93-69
J27		@ Washington St.	W 82-69
J29		@ Washington	L 68-79
F3		@ Oregon St.	L 58-81
F4		@ Oregon	L 65-75
F10		USC	L 75-90
F18		@ Arizona St.	L 73-86
F19		@ Arizona	W 75-64
F23		WASHINGTON ST.	W 91-72
F24		WASHINGTON	L 62-64
M3		OREGON	L 60-76
M4		OREGON ST.	W 77-61
M10		@ Stanford (4)	L 66-104
M11		@ California	L 81-92

1987-88

Record: 19-11; Pac-10 12-6, 4th
Head Coach: Billie Moore

Date	Rank*	Opponent (Rank)	Result
N27		S.F. Austin (@ Hawaii)	L 61-71
N28		No. Arizona (@ Hawaii)	W 77-37
N29		California (@ Hawaii)	W 75-50
D3		@ Long Beach St. (4)	L 57-103
D13		TENNESSEE (1)	L 63-89
D15		AUBURN (2)	L 52-76
D17		@ BYU	W 77-69
D20		@ Illinois (19)	L 61-79
D22		@ Monmouth	W 81-62
D29		@ UC Irvine	W 84-54
D31		NORTH CAROLINA	W 82-71
J7		OREGON ST.	W 66-51
J8		OREGON	W 77-70
J12		PEPPERDINE	W 77-54
J15		USC (18)	L 56-67
J22		ARIZONA	W 87-62
J23		ARIZONA ST.	W 71-64
J28		@ Washington St.	L 52-53
J30		@ Washington (11)	L 76-82

UCLA's Year-By-Year Record

Year	Coach	Record/Pct	H/A Record	Conf. Rec./Finish	Reg. Finish	Nat'l Finish
2011-12	Cori Close	14-16, (.467)	9-4/10	9-9, T5th	---	---
2010-11	Nikki Caldwell	28-5, (.849)	12-2/12-2	16-2, 2nd	---	2nd Rd.
2009-10	Nikki Caldwell	25-9, (.735)	12-2/8-4	15-3, 2nd	---	2nd Rd.
2008-09	Nikki Caldwell	19-12, (.613)	13-3/5-8	9-9, T-4th	---	---
2007-08	Kathy Olivier	16-15, (.516)	9-5/5-8	10-8, T-4th	---	---
2006-07	Kathy Olivier	14-18, (.438)	5-7/6-8	7-11, 7th	---	---
2005-06	Kathy Olivier	21-11, (.656)	10-2/5-9	12-6, 3rd*	fifth	2nd Rd.
2004-05	Kathy Olivier	16-12, (.571)	9-3/6-7	10-8, 6th	---	---
2003-04	Kathy Olivier	17-13, (.567)	11-3/5-8	11-7, T-3rd	---	1st Rd.
2002-03	Kathy Olivier	18-11, (.621)	9-3/6-7	12-6, 4th	---	---
2001-02	Kathy Olivier	9-20, (.310)	4-8/3-11	4-14, 8th	---	---
2000-01	Kathy Olivier	6-23, (.207)	6-8/0-14	5-13, 10th	---	---
1999-00	Kathy Olivier	18-11, (.621)	10-3/7-6	12-6, 4th	---	1st Rd.
1998-99	Kathy Olivier	26-8, (.765)	13-3/9-4	15-3, T-1st	second	fifth
1997-98	Kathy Olivier	20-9, (.690)	10-4/9-5	14-4, T-2nd	fifth	2nd Rd.
1996-97	Kathy Olivier	13-14, (.482)	6-6/5-8	7-11, 6th	---	---
1995-96	Kathy Olivier	13-14, (.482)	11-3/2-10	8-10, T-6th	---	---
1994-95	Kathy Olivier	10-17, (.370)	6-7/2-9	5-13, T-8th	---	---
1993-94	Kathy Olivier	15-12, (.556)	9-5/6-6	10-8, 5th	---	---
1992-93	Billie Moore	13-14, (.481)	8-5/3-9	8-10, 7th	---	---
1991-92	Billie Moore	21-10, (.677)	10-5/11-4	12-6, T-3rd	third	ninth
1990-91	Billie Moore	15-13, (.536)	10-4/5-8	10-8, T-4th	---	---
1989-90	Billie Moore	17-12, (.586)	10-4/7-8	12-6, 3rd	---	1st Rd.
1988-89	Billie Moore	12-16, (.429)	8-5/4-10	8-10, 4th	---	---
1987-88	Billie Moore	19-11, (.633)	8-5/9-5	12-6, 4th	---	---
1986-87	Billie Moore	18-10, (.643)	12-4/6-6	11-7, 4th	---	---
1985-86	Billie Moore	12-16, (.429)	4-8/7-6	3-5, 4th	---	---
1984-85	Billie Moore	20-10, (.667)	12-5/7-4	10-4, 2nd	third	ninth
1983-84	Billie Moore	17-12, (.586)	11-5/6-7	6-8, 5th	---	---
1982-83	Billie Moore	18-11, (.621)	9-6/7-4	9-5, 3rd	fifth	---
1981-82	Billie Moore	16-14, (.533)	11-6/5-8	7-5, 4th	---	---
1980-81	Billie Moore	29-7, (.806)	16-2/9-5	9-3, 2nd	third	fifth
1979-80	Billie Moore	18-12, (.600)	9-5/7-4	9-3, 2nd	fourth	---
1978-79	Billie Moore	24-10, (.706)	10-1/7-6	7-1, 1st	first	fourth
1977-78	Billie Moore	27-3, (.900)	13-0/8-2	8-0, 1st	first	first
1976-77	Ellen Mosher	20-3, (.870)	8-0/8-2	7-1, 1st	second	second
1975-76	Ellen Mosher	19-4, (.826)	9-0/7-2	12-1, 1st	---	second
1974-75	Kenny Washington	18-4, (.818)	4-1/10-1	9-1, 1st	second	second

* indicates won Conference Tournament Championship

Records of Bruin Head Coaches

Coach	No. of Seasons	Years	Won	Lost	Pct.
Cori Close	1	2011-12	14	16	.467
Nikki Caldwell	3	2008-11	72	26	.735
Kathy Olivier	15	1994-08	232	208	.527
Billie Moore	16	1978-93	296	181	.621
Ellen Mosher	2	1976-77	39	7	.848
Kenny Washington	1	1975	18	4	.818
Totals	38	1975-12	671	442	.603

F5	@ Oregon	W 74-65
F6	@ Oregon St.	W 77-60
F11	@ USC (18)	L 63-86
F19	@ Arizona St.	W 83-62
F20	@ Arizona	W 81-63
F26	WASHINGTON (11)	L 70-84
F27	WASHINGTON ST.	W 74-60
M4	STANFORD (8)	W 74-64
M5	CALIFORNIA	L 68-71
M11	@ California	W 81-63
M12	@ Stanford (11)	W 75-74

1986-87

Record: 18-10; Pac-10 11-7, 4th
Head Coach: Billie Moore

Date	Rank*	Opponent (Rank)	Result
N30		UC IRVINE	W 68-58
D2		@ Pepperdine	W 71-57
D5		CS FULLERTON	W 79-55
D13		SAN DIEGO	W 65-42
D15		LONG BEACH ST. (7)	L 65-110
D18		@ North Carolina	L 51-82
D20		@ Tennessee (1)	L 58-81
D29		SAN DIEGO ST.	W 81-56
J2		@ Stanford	L 60-62
J4		@ California	W 77-72
J5		NOTRE DAME (ot)	W 67-65
J8		@ Arizona St.	W 85-78
J10		@ Arizona	W 66-65
J15		OREGON	W 75-71
J17		OREGON ST.	L 69-74
J20		LOYOLA MARYMOUNT	W 72-45
J23		USC (15)	L 72-76
J29		@ Washington	L 64-77
J31		@ Washington St.	W 67-63
F5		CALIFORNIA	W 92-80
F7		STANFORD	W 64-49
F12		ARIZONA	W 65-59
F14		ARIZONA ST.	W 88-77
F20		@ Oregon St.	W 65-53
F21		@ Oregon	L 57-77
F25		@ USC	L 75-81
M5		WASHINGTON ST.	W 81-56
M7		WASHINGTON (19)	L 69-82

1985-86

Record: 12-16; Pac-West 3-5, 4th
Head Coach: Billie Moore

Date	Rank*	Opponent (Rank)	Result
N22		Washington (@ Seattle Pacific)	L 50-68
N23		@ Seattle Pacific	W 92-62
N29		Texas A&M (@ Corvallis)	L 63-79
N30		CS Fullerton (@ Corvallis)	W 67-52
D4		TEXAS TECH	L 54-58
D7		@ UCSB	W 78-51
D15		TENNESSEE (13)	L 64-68
D19		@ Northwestern	L 59-81
D21		@ Notre Dame	W 73-67
D28		ILLINOIS	L 63-64
D30		NO. CAROLINA (ot) (17)	W 82-71
J2		@ New Orleans	W 79-59
J4		@ Louisiana Tech (6)	L 59-73
J10		NORTHERN ARIZONA	W 68-54
J11		UCSB	W 58-38
J17		ARIZONA ST.	L 62-78
J18		ARIZONA	L 65-70
J21		LONG BEACH ST. (7)	L 56-79
J24		@ Stanford	W 65-62
J28		@ San Diego St.	L 77-96
F1		@ USC (4)	L 67-89
F7		LONG BEACH ST. (6)	L 69-85
F13		@ Arizona	L 58-76
F15		@ Arizona St.	W 76-68
F19		BYU	L 68-81
F22		STANFORD	W 65-43
M1		@ CS Fullerton	W 52-57
M6		USC (4)	L 67-89

1984-85

Record: 20-10; WCAA 10-4, 2nd
Head Coach: Billie Moore
Final AP/USA Today ranking: 18th/15th

Date	Rank*	Opponent (Rank)	Result
N24		PEPPERDINE	W 74-49
N26		HAWAII	W 70-48
D1		Vanderbilt (@ Texas) (16)	L 62-66
D2		N.C. State (@ Texas)	W 74-68
D7		NEW ORLEANS	L 73-75
D8		SAN FRANCISCO	W 81-58

All-Time Game-by-Game Results

D15	UCSB	W 94-31
D19	NORTHWESTERN	W 96-74
D22	@ Colorado	W 77-70
D30	NOTRE DAME	W 78-51
J4	@ Old Dominion (1)	L 58-74
J6	@ Tennessee	L 57-72
J8	OKLAHOMA ST.	W 76-57
J16	CS FULLERTON	L 55-65
J19	@ San Diego St. (13)	L 68-77
J22	@ Long Beach St. (3)	L 65-118
J25	@ Arizona St.	W 97-61
J26	@ Arizona	W 82-68
J29	LOUISIANA TECH (4)	L 50-76
F1	STANFORD	W 72-58
F6	USC (12)	W 77-73
F13	LONG BEACH ST. (2)	L 70-96
F16	@ CS Fullerton	W 78-69
F21	ARIZONA	W 79-48
F23	ARIZONA ST.	W 77-70
F27	SAN DIEGO ST. (15)	W 86-64
M2	@ Stanford	W 75-61
M7	@ USC (11)	W 57-56
NCAA West Reg. 1st Round - Seattle, WA		
M15	(-/23) @ Washington (11)	W 78-62
NCAA West Reg. Semifinal - Pauley Pavilion		
M21	(-/15) GEORGIA (8)	L 42-78

1983-84

Record: 17-12; WCAA 6-8, 5th
Head Coach: Billie Moore

Date	Rank*	Opponent (Rank)	Result
N24		@ Hawaii	W 78-67
N26		@ Hawaii Pacific	W 96-36
D2		@ DePaul	W 86-62
D3		@ Notre Dame	L 61-70
D10		TENNESSEE (7)	L 70-73
D16		FRESNO ST.	W 79-63
D22		COLORADO	W 91-66
D30		OREGON ST.	W 67-49
J4		@ Louisiana Tech (2)	L 58-94
J6		@ LSU (5)	L 87-101
J10		NEBRASKA	W 84-54
J13		@ Arizona St.	L 78-79
J14		@ Arizona	W 81-60
J17		OLD DOMINION (6)	W 76-74
J20		@ Stanford	W 83-51
J21		PACIFIC	W 91-71
J25		LONG BEACH ST. (6)	L 82-93
J28		@ San Diego St.	L 68-82
F3		LOYOLA MARYMOUNT	W 106-59
F4		CALIFORNIA	W 89-73
F8		USC (3)	L 60-78
F10		@ CS Fullerton	W 63-56
F15		SAN DIEGO ST.	L 68-71
F17		STANFORD	W 68-48
F24		ARIZONA	W 82-76
F25		ARIZONA ST.	W 81-64
M1		@ Long Beach St. (6)	L 61-67
M3		@ USC (3)	L 63-85
M7		CS FULLERTON	L 59-66

1982-83

Record: 18-11; WCAA 9-5, 3rd
Head Coach: Billie Moore

Date	Rank*	Opponent (Rank)	Result
N24		@ BYU	W 96-86
N26		Notre Dame (@ Chicago)	W 82-54
N27		Georgia (@ Chicago) (7)	W 75-57
D3	(16)	PACIFIC	W 89-62
D18	(13)	DEPAUL	W 74-48
D22	(13)	@ Oregon St.	L 71-81
D23	(13)	@ Oregon	L 59-74
D28	(17)	@ California	W 94-75
D30	(17)	@ Stanford	W 70-68
J5	(13)	MISSOURI (12)	L 61-62
J8	(13)	HAWAII	W 82-57
J14	(17)	@ Arizona	W 66-65
J15	(17)	@ Arizona St. (9)	W 66-42
J20	(17)	@ Long Beach St. (13)	L 63-81
J22	(17)	CS FULLERTON	W 82-62
J26	(15)	LOUISIANA TECH (1)	L 59-84
J29	(15)	@ San Diego St.	W 72-56
J30	(16)	NOTRE DAME	W 84-53
F2	(16)	LONG BEACH ST. (11)	L 60-82
F4	(16)	ALA.-BIRMINGHAM	W 74-68
F6	(18)	PENN ST. (14)	L 70-79
F11	(18)	ARIZONA ST. (12)	L 61-73
F12	(18)	ARIZONA	W 79-55
F16		@ USC (2)	L 75-83
F18		@ CS Fullerton	W 80-70
F23		SAN DIEGO ST.	W 100-58
M5		STANFORD	W 92-69
M9		USC (2)	L 62-82
NCAA West Reg. 1st Round - Willamette, OR			
M19		Oregon St. (19)	L 62-75

1981-82

Record: 16-14; WCAA 7-5, 4th
Head Coach: Billie Moore
Pre-season AP ranking: 8th

Date	Rank*	Opponent (Rank)	Result
N27	(8)	BYU	W 83-73
N28	(8)	PEPPERDINE	W 93-76
D3	(12)	@ Rutgers (10)	L 69-91
D5	(12)	@ Notre Dame	W 50-45
D13	(17)	TENNESSEE (14)	L 66-71
D17	(17)	@ Missouri	L 57-59
D19	(17)	@ Southern Illinois	W 85-44
D21		@ Kentucky (16)	L 72-83
D29		MARYLAND (14)	L 74-81
J4		ILLINOIS ST.	L 62-65
J7		OLD DOMINION (3)	L 60-85
J8		OKLAHOMA	W 82-63
J12		LSU	W 81-63
J15		ARIZONA ST. (13)	W 79-70
J16		ARIZONA	W 78-68
J22		UNLV	W 84-60
J23		CALIFORNIA	W 68-62
J26		@ CS Fullerton	W 88-66
J28		LONG BEACH ST. (11)	L 73-74
J30		OREGON (9)	W 90-74
F2		@ San Diego St.	W 70-64
F4		USC (2)	L 94-97
F12		@ Arizona	W 85-68
F13		@ Arizona St. (17)	L 62-74
F18		@ Delta St.	L 65-73
F20		@ Louisiana Tech (1)	L 63-103
F24		@ Long Beach St. (6)	L 61-63
F26		CS FULLERTON	W 73-61
M3		SAN DIEGO ST.	W 76-51
M6		@ USC (4)	L 83-92

1980-81

Record: 29-7; WCAA 9-3, 2nd
Head Coach: Billie Moore
Pre-season AP ranking: 16th / Final AP ranking: 7th

Date	Rank*	Opponent (Rank)	Result
N18	(16)	UC IRVINE	W 96-30
N21	(16)	California (@ San Jose)	W 92-77
N22	(16)	@ San Jose St.	W 78-63
N24	(16)	@ Stanford	W 78-67
D4	(12)	TEXAS A&M	W 97-64
D6	(12)	OREGON (11)	W 92-88
D13	(10)	EAST WASHINGTON	W 93-69
D19	(8)	KANSAS ST. (13)	W 83-70
D20	(8)	SAN FRANCISCO	W 90-65
D22	(8)	PENN STATE (19)	W 85-74
D30	(8)	@ Texas (6)	W 78-65
J3	(8)	@ Tennessee (7)	W 65-62
J5	(5)	@ South Carolina** (10)	(forfeit) 81-86
J6	(5)	@ Old Dominion (2)	L 74-91
J9	(5)	MEMPHIS STATE	W 82-71
J13	(6)	HAWAII	W 106-44
J16	(6)	@ Arizona State	W 84-55
J17	(6)	@ Arizona	W 90-53
J20	(6)	CS FULLERTON	W 99-75
J22	(6)	@ Long Beach St. (4)	W 85-76
J29	(4)	LOUISIANA TECH (1)	L 61-99
J31	(4)	DELTA ST.	W 90-65
F3	(5)	@ San Diego St.	L 56-64
F6	(5)	@ USC (7)	W 81-79
F13	(6)	ARIZONA	W 89-80
F14	(6)	ARIZONA ST.	W 76-68
F18	(5)	LONG BEACH ST. (4)	L 65-85
F20	(5)	@ CS Fullerton	L 86-88
F25	(9)	USC (8)	W 87-83
M6	(8)	SAN DIEGO ST.	W 82-61
AIAW West Reg. - Malibu, CA (Pepperdine)			
M12	(7)	San Francisco	W 92-68
M13	(7)	USC (9)	L 85-102
M14	(7)	San Diego St. (3rd Pl.)	W 61-54
AIAW Sectionals			
M18	(10)	OREGON ST. (18)	W 72-65
M21	(10)	@ Kansas (6)	W 73-71
M24	(10)	@ Louisiana Tech (1)	L 54-87

** later forfeited to UCLA

1979-80

Record: 18-12; WCAA 9-3, 2nd
Head Coach: Billie Moore
Pre-Season AP ranking: 10th

Date	Rank*	Opponent (Rank)	Result
D8	(11)	PACIFIC	W 102-41
D13	(11)	TENNESSEE (3)	L 77-80
D15	(11)	STANFORD	W 88-63
D18	(11)	Oregon St. (@ Portland)	W 77-76
D19	(11)	Minnesota (@ Portland)	W 78-63
D20	(11)	Texas (@ Portland) (5)	L 51-74
D26	(13)	BYU	W 92-80
D27	(13)	TEXAS (4)	L 69-74
J2	(14)	@ Delta St. (16)	W 69-63
J4	(14)	@ Louisiana Tech (1)	L 77-93
J5	(14)	@ LSU	L 72-73
J8	(16)	@ San Diego St.	W 73-60
J11	(16)	OLD DOMINION (3)	L 45-73
J18	(20)	ARIZONA	W 122-43
J19	(20)	ARIZONA ST.	W 93-66

J23	(20)	LONG BEACH ST. (6)	L 79-82
J25	(20)	@ CS Fullerton	W 89-64
F1		DELTA ST.	W 106-87
F2		@ USC	W 71-67
F7		SAN DIEGO ST.	W 95-63
F9		@ Cal Poly Pomona	L 77-81
F12		CS FULLERTON	W 94-58
F14		@ Arizona St.	W 86-72
F16		@ Arizona	W 100-78
F20		@ Long Beach St. (9)	L 91-94
F27		USC	L 81-99
M1		CAL POLY POMONA	W 94-89
AIAW West Reg. - San Jose, CA (SJSU)			
M6		@ San Jose St.	W 81-66
M7		Long Beach St. (9)	L 88-89
M8		San Francisco (3rd Place) (14)	L 60-74

1978-79

Record: 24-10; WCAA 7-1, 1st
Head Coach: Billie Moore
Championships Won: WCAA, Sectional, Reg. 8
Pre-season AP ranking: 3rd / Final AP ranking: 6th

Date	Rank*	Opponent (Rank)	Result
D1	(3)	@ San Francisco	W 87-79
D2	(3)	BYU (@ San Francisco)	W 87-79
D9	(4)	SAN JOSE ST.	W 71-65
D13	(3)	CAL POLY POMONA	W 95-76
D17	(3)	ORAL ROBERTS	W 85-64
D22	(3)	CALIFORNIA	W 100-87
D29	(3)	Penn St. (@ Miami) (11)	W 85-81
D30	(3)	Maryland (@ Miami) (4)	L 56-71
J2	(4)	@ N.C. State (10)	L 69-90
J3	(4)	@ Old Dominion (1)	L 60-90
J5	(4)	@ Tennessee (5)	L 74-88
J12	(10)	LOUISIANA TECH (14)	L 81-85
J16	(17)	LSU (14)	W 95-85
J19	(17)	LONG BEACH ST. (15)	W 84-77
J23	(15)	CS FULLERTON	W 100-87
J25	(15)	SAN DIEGO ST.	W 90-30
F2	(14)	@ Kansas St.	W 64-60
F3	(14)	@ Nebraska	W 72-63
F7	(12)	@ Long Beach St. (14)	W 76-74
F10	(12)	@ USC	L 68-78
F13	(13)	@ Cal Poly Pomona	W 84-77
F15	(13)	@ CS Fullerton	W 72-69
F17	(13)	ARIZONA	W 98-46
F23	(13)	@ San Diego St.	W 84-51
F27	(12)	USC	W 99-80
M2	(12)	@ Texas (2)	L 78-96
M3	(12)	@ S.F. Austin (2)	L 64-99
AIAW West Reg. - Santa Barbara, CA			
M8	(14)	Stanford	W 85-68
M9	(14)	USC	W 97-81
M10	(14)	Long Beach St. (16)	W 96-80
AIAW Sectionals - Stanford, CA			
M16	(12)	Oregon St.	W 105-70
M17	(12)	Wayland Baptist (9)	W 92-73
AIAW Final Four - Greensboro, NC			
M22	(6)	Old Dominion (1)	L 82-87
M24	(6)	Tennessee (3rd Place) (3)	L 86-104

1977-78

Record: 27-3; WCAA 8-0, 1st
Head Coach: Billie Moore
Championships Won: AIAW, Reg. 8, WCAA
Pre-season AP ranking: 5th / Final AP ranking: 5th

Date	Rank*	Opponent (Rank)	Result
D8	(7)	SAN JOSE ST.	W 85-70
D17	(8)	ARIZONA ST.	W 106-69
D20	(8)	UTAH ST.	W 125-62
D22	(7)	BYU	W 116-62
J1	(7)	Delta St. (@ New York) (2)	L 78-84
J2	(7)	Rutgers (@ New York) (18)	W 104-77
J4	(7)	@ Maryland (10)	L 88-92
J6	(7)	Kentucky (@ Raleigh)	W 97-72
J7	(7)	@ N.C. STATE (5)	L 81-91
J18	(11)	@ Long Beach St.	W 107-94
J20	(11)	KANSAS ST.	W 123-62
J25	(9)	CS FULLERTON	W 101-55
J28	(9)	@ San Diego St.	W 96-49
F1	(9)	USC	W 88-63
F8	(9)	LONG BEACH ST.	W 94-65
F10	(9)	@ San Francisco St.	W 109-40
F11	(9)	@ Stanford	W 99-69
F14	(9)	CAL POLY POMONA	W 99-72
F16	(9)	@ CS Fullerton	W 100-73
F18	(9)	S.F. AUSTIN	W 85-74
F22	(8)	SAN DIEGO ST.	W 104-44
M1	(8)	@ Cal Poly Pomona	W 101-72
M3	(8)	@ USC	W 78-50
AIAW West Reg. - Stanford, CA			
M9	(7)	@ Stanford	W 80-54
M10	(7)	Long Beach St.	W 79-78
M11	(7)	UNLV (17)	W 100-88
AIAW Sectionals - Long Beach, CA			
M17	(5)	BYU	W 102-57
M18	(5)	S. F. Austin (14)	W 86-60
AIAW Final Four - Pauley Pavilion			
M23	(5)	MONTCLAIR ST. (4)	W 85-77
M25	(5)	MARYLAND (6)	W 90-74

All-Time Game-by-Game Results

1976-77

Record: 20-3; WCAA 7-1, 1st

Head Coach: Ellen Mosher

Championship Won: WCAA

Pre-season AP ranking: 11th / Final AP ranking: 13th

Date	Rank*	Opponent (Rank)	Result
D4	(11)	BAYLOR (13)	W 83-79
D11	(9)	OREGON ST.	W 125-35
D23	(7)	CAL POLY POMONA	W 84-76
J7	(7)	@ Arizona St.	W 85-47
J8	(7)	@ Arizona	W 98-56
J11	(7)	NEBRASKA	W 68-53
J14	(10)	@ San Jose St.	W 80-42
J22	(9)	LONG BEACH ST.	W 93-59
J25	(9)	SAN DIEGO ST.	W 93-42
J28	(8)	@ CS Fullerton (5)	L 61-68
F4	(8)	USC	W 103-73
F9	(8)	@ Long Beach St.	W 86-73
F12	(8)	@ Cal Poly Pomona	W 86-62
F17	(8)	CS FULLERTON (5)	W 74-48
F25	(8)	@ San Diego St.	W 98-45
M1	(8)	@ CS Northridge	W 98-55
M5	(8)	@ USC	W 94-49
<i>AIAW West. Reg. - Fullerton, CA</i>			
M10	(6)	UCSB	W 86-33
M11	(6)	Long Beach St.	W 91-77
M12	(6)	@ CS Fullerton (11)	L 87-91
<i>NWIT Tournament - Amarillo, TX</i>			
M17	(13)	Indiana St.	W 102-73
M18	(13)	Old Dominion (14)	W 66-59
M19	(13)	Wayland Baptist (7)	L 75-79

1975-76

Record: 19-4; SCWIAAC 12-1, 1st

Head Coach: Ellen Mosher

Championship Won: SCWIAAC

Date	Rank*	Opponent (Rank)	Result
D13		SACRAMENTO ST.	W 77-37
D20		CS FULLERTON	W 73-68
J14		FRESNO ST.	W 89-44
J17		UNLV	W 84-80
J21		LONG BEACH ST.	W 75-62
J24		@ CS Northridge	W 81-56
J30		@ Cal Poly SLO	W 97-35
J31		@ UCSB	W 90-71
F4		@ San Diego St.	W 91-39
F11		USC	W 90-48
F13		@ Fresno St.	W 96-47
F16		@ Cal Poly Pomona	L 56-82
F18		@ Long Beach St.	W 67-62
F27		CAL POLY SLO	W 86-41
F28		UCSB	W 101-41
M2		CAL POLY POMONA	W 73-55
M4		@ CS Fullerton	L 69-74
M6		@ USC	W 96-59
<i>AIAW West Reg. - San Jose, CA</i>			
M12		Long Beach St.	L 77-78
M13		UNLV	W 97-77
<i>NWIT Tournament - Amarillo, TX</i>			
M18		West Texas St.	W 76-63
M19		Belmont	W 80-71
M20		Wayland Baptist	L 77-90

1974-75

Record: 18-4; SCWIAAC 9-1, 1st

Head Coach: Kenny Washington

Championship Won: SCWIAAC

Date	Rank*	Opponent (Rank)	Result
J9		@ UC Irvine	W 106-13
J11		@ UC San Diego	W 117-20
J11		@ UCSB	W 76-42
J13		@ UC Riverside	W 92-15
J15		@ San Diego St.	W 84-36
J22		@ Long Beach St.	L 45-50
J25		FRESNO ST.	W 82-44
J29		UC RIVERSIDE	W 78-22
F3		@ CS Northridge	W 77-27
F5		CS FULLERTON	L 55-60
F7		@ Fresno St.	W 89-51
F8		@ Cal Poly SLO	W 96-43
F12		CS NORTHBRIDGE	W 87-32
F16		@ UNLV	W 99-33
F20		@ CS Fullerton	W 51-43
F22		CAL POLY SLO	W 81-32
<i>SCWIAAC Conf. Tourn. - Riverside, CA</i>			
F27		UCSB	W 67-54
F28		Cal Poly Pomona	W 62-50
M1		CS Fullerton	L 62-63
<i>NWIT Tournament - Amarillo, TX</i>			
M13		Indiana	W 74-61
M14		Mercer	W 62-50
M15		Wayland Baptist	L 41-79

*rankings are by AP/USA Today

NCAA Tournament Box Scores

2012-13

Mar. 23, 2013: Columbus, OH Region, 1st Rd. at Columbus, OH (St. John Arena - Ohio State Univ.)

UCLA 66 — Nyngifa 10, Brewer 9, Dixon 10, Williams 6, Walker 2, Lemberger 2, Korver 8, Swain 6, Fields 13, Brooks 0.

Stetson 49 — Sims 13, Burris 4, Sharp 5, Sanders 9, McGowan 14, Coddington 2, Taylor 0, Dennis 0, Mills 2. **Half** — UCLA 36, Stetson 20. **Attn.** — 2,256.

Mar. 25, 2013: Columbus, OH Region, 2nd Rd. at Columbus, OH (St. John Arena - Ohio State Univ.)

UCLA 72 — Nyngifa 18, Brewer 10, Dixon 13, Williams 2, Walker 14, Lemberger 10, Korver 2, Swain 0, Fields 3.

Oklahoma 85 — McFarland 20, Griffin 10, Ellenberg 27, Hook 3, Campbell 19, Kornet 5, Hartman 1. **Half** — UCLA 36, Oklahoma 42. **Attn.** — 1,358.

2010-11

Mar. 19, 2010: Spokane, WA Region, 1st Rd. at Spokane, WA (McCarthy Athletic Center - Gonzaga Univ.)

UCLA 55 — Nyngifa 4, Dixon 15, Morris 4, Campbell 11, Wakler 9, Earl 0, Nzekwe 0, Williams 1, Rk. Gardner 11.

Montana 47 — Smith 14, Ena 9, Linford 4, DeBoer 5, Stender 6, Nelson 0, Baker 6, Hurley 1, Sullivan 2. **Half** — UCLA 26, Montana 17. **Attn.** — 5,632.

Mar. 21, 2010: Spokane, WA Region 2nd Rd. game at Spokane, WA (McCarthy Athletic Center - Gonzaga Univ.)

UCLA 75 — Nyngifa 7, Dixon 18, Morris 20, Campbell 6, Walker 8, Earl 2, Nzekwe 0, Williams 0, Costa 0, Rk. Gardner 14.

Gonzaga 89 — Standish 30, Bowen 0, Bekkering 9, Vandersloot 29, K. Redmon 15, J. Redmon 0, Raap 6. **Half** — UCLA 38, Gonzaga 35. **Attn.** — 5,804.

2009-10

Mar. 21, 2010: Kansas City, MO Regional, 1st Rd. at Minneapolis, MN (Williams Arena - Univ. of Minnesota)

UCLA 74 — Walker 8, Dixon 17, Tukiainen 12, Campbell 11, Gardner 13, Earl 0, Morris 4, Nzekwe 2, Williams 0, Alexander 4, Taka 3, Shepard 0.

N.C. State 54 — Holston 9, Ellison 2, White 7, Gartrell 13, Kastanek 21, Strachan 0, Beal 0, Tasler 2, Mucinieco 0, Durham 0, Halteman 0, Literas 0. **Half** — UCLA 26, NC State 25. **Attn.** — 3,327.

Mar. 23, 2010: Kansas City, MO Regional 2nd Rd. game at Minneapolis, MN (Williams Arena - Univ. of Minnesota)

UCLA 70 — Walker 11, Dixon 13, Morris 15, Campbell 15, Tukiainen 2, Gardner 9, Earl 3, Williams 0, Alexander 0.

Nebraska 83 — Griffin 18, Montgomery 9, Moore 9, Kelley 22, Turner 12, Neals 3, Kuhlman 6, Redmon 4, Freeman 0, Reeves 0, Perriago 0. **Half** — Nebraska 35, UCLA 30. **Attn.** — 2,396.

2005-06

Mar. 19, 2006: Cleveland, OH Regional, 1st Rd. at West Lafayette, IN (Mackey Arena - Purdue University)

UCLA 74 — Livingston 4, Pluimer 8, Quinn 21, Blue 7, Willis 23, Oren 2, Ibekwe 6, Pedersen 3, Henderson 0, Zaidi 0, Lezcano 0.

Bowling Green 61 — Honegger 15, Mann 16, Thorburn 0, Horne 7, Achter 11, McDowell 8, Flynn 2, McCall 0, Goldsberry 0, Lause 2, Taylor 0, McKenzie 0. **Half** — UCLA 42, Bowling Green 28. **Attn.** — 4,239.

Mar. 21, 2006: Cleveland, OH Regional 2nd Rd. game at West Lafayette, IN (Mackey Arena - Purdue University)

UCLA 54 — Livingston 0, Quinn 9, Pluimer 6, Blue 18, Willis 15, Ibekwe 6, Pitts 0, Oren 0, Henderson 0, Zaidi 0.

Purdue 61 — Traore 11, Lawless 14, Wisdom-Hylton 14, Gearlds 15, Webb 6, Campbell 0, Howell 0, Bogdanova 0, Freeman 0, Duncan 1. **Halftime** — UCLA 26, Purdue 24. **Attn.** — 3,766.

2003-04

Mar. 21, 2004: Midwest Regional 1st Rd. at Minneapolis, MN (Williams Arena - University of Minnesota)

UCLA 81 — Jones 3, Veasley 2, Blue 33, Willis 15, Quinn 15, Oren 2, Arranaga 5, Livingston 6.

Minnesota 92 — Bolden 5, Andersson 14, McCarville 19, Schonrock 15, Whalen 31, Roysland 2, Dimitroff 0, Broback 6, Collison 0, Podominick 0. **Half** — Minn. 38, UCLA 37. **Attn.** — 12,357.

1999-00

Mar. 17, 2000: Midwest Regional 1st Rd. at Notre Dame, IN (Joyce Center - Notre Dame University)

UCLA 72 — Philman 8, Martin 8, Hubbard 15, Gomez 9, Kaczmarek 13, Flannigan 9, Jackson 0, Greco 6, Funicello 4.

George Washington 79 — Lawrence 10, Jefferson 2, Dubovcova 18, Egleston 5, Aguilar 23, Joens 5, Alexander 13, Baskova 0, Davidson 3, Carlson 0. **Half** — GW 39, UCLA 26. **Attn.** — 5,195.

1998-99

Mar. 13, 1999: West Regional 1st Rd. at Los Angeles, CA (Pauley Pavilion - UCLA)

UCLA 76 — Philman 5, Martin 18, Hubbard 12, Gomez 15, Flannigan 16, Pearson 8, Greco 2, Rember 0, Funicello 0. **UW-Green Bay 69** — Ebel 3, Nordgaard 27, Warden 7, Krueger 5, Knutson 7, Leonard 6, Tilque 12, Schoeneberger 2. **Half** — UCLA 42, UWGB 24. **Attn.** — 2,390.

Mar. 15, 1999: West Regional 2nd Rd. at Los Angeles, CA (Pauley Pavilion -

UCLA)

UCLA 87 — Philman 16, Martin 21, Hubbard 13, Gomez 6, Flannigan 6, Pearson 13, Belavic 2, Greco 3, Rember 0, Funicello 7.

Kentucky 63 — McDole 16, Meadows 15, Owens 5, Wait 2, Jackson 10, Martinez 2, Alexander 3, Keith 0, Vieth 5, Barnes 5, Christman 0, Young 0, Seaton 0. **Half** — UCLA 34, UK 24. **Attn.** — 2,604.

Mar. 20, 1999: West Regional semifinal at Los Angeles, CA (Sports Arena - USC)

UCLA 77 — Philman 0, Martin 11, Hubbard 21, Flannigan 16, Gomez 0, Pearson 17, Greco 8, Funicello 4.

Colorado State 68 — Cronin 24, Hanner 3, McDill 1, Manning 2, Hammon 21, Gorton 7, Johnson 6, Randles 4. **Half** — UCLA 26, Colorado State 25. **Attn.** — 4,583.

Mar. 22, 1999: West Regional final at Los Angeles, CA (Sports Arena - USC)

UCLA 62 — Philman 10, Martin 16, Hubbard 10, Flannigan 11, Greco 6, Gomez 6, Pearson 3, Funicello 0.

Louisiana Tech 88 — Maxwell 22, Wilson 23, Massey 12, Stallworth 12, Jackson 9, Walker 2, Sides 2, Lassiter 0, Lennox 6, Lewis 0, Gilmore 0.

Half — La. Tech 35, UCLA 32. **Attn.** — 5,302.

1997-98

Mar. 13, 1998: Midwest Regional 1st Rd. at Tuscaloosa, AL (Coleman Coliseum - University of Alabama)

UCLA 65 — Philman 3, Martin 16, Hubbard 12, Grimes 6, Gomez 4, Pearson 15, Jackson 0, Flannigan 4, Veasley 5, Funicello 0.

Michigan 58 — Murray 13, Thomas 17, Johns 9, Thorius 4, Lemire 5, Franklin 6, Walker 4, Willard 0. **Half** — UCLA 33, Michigan 23. **Attn.** — 3,025.

Mar. 15, 1998: Midwest Regional 2nd Rd. game at Tuscaloosa, AL (Coleman Coliseum - University of Alabama)

UCLA 74 — Philman 16, Martin 13, Hubbard 19, Grimes 9, Gomez 8, Pearson 2, Jackson 7, Veasley 0, Funicello 0, Flannigan 0. **Alabama 75** — Caudle 2, Mills 12, Canty 28, Goss 8, Ezell 19, Jones 4, Carruth 0, Duncan 2. **Half** — UCLA 41, Alabama 28. **Attn.** — 3,250.

1991-92

Mar. 13, 1992: Midwest Regional 1st Rd. at Los Angeles, CA (Pauley Pavilion - UCLA)

UCLA 93 — Stephens 11, Williams 22, Kamrath 6, Anderson 16, Mosman 9, Tarabochia 0, Lockhart 0, Jalewalia 21, Allen 0, Gische 0, VanOostveen 8.

Notre Dame 72 — Bowen 18, Haysbert 0, Nowlin 14, Leary 0, Orlosky 8, Knapp 0, Smith 2, Washington 7, Marciniak 21, Alexander 2, Rupe 0.

Half — UCLA 37, Notre Dame 24. **Attn.** — 441.

Mar. 22, 1992: Midwest Regional 2nd Rd. at Austin, TX (Erwin Events Center - University of Texas)

UCLA 82 — Stephens 20, Kamrath 5, Williams 24, Anderson 4, Mosman 17, Lockhart 7, Jalewalia 3, VanOostveen 2.

Texas 81 — Meeks 19, Benton 7, C. Henderson 28, Pointer 12, N. Henderson 9, Jones 2, Kennedy 0, Clark 4, Pollard 0.

Half — Texas 47, UCLA 42. **Attn.** — 4,990.

Mar. 26, 1992: Midwest Regional semifinal at Boulder, CO (Coors Events Center - University of Colorado)

UCLA 57 — Stephens 13, Kamrath 3, Williams 17, Anderson 8, Mosman 7, Jalewalia 7, Lockhart 2, VanOostveen 0.

SW Missouri State 83 — Rapier 8, Winkfield 14, Baucom 10, Robbins 13, M. Howard 18, Shira 10, Muller 8, J. Howard 1, Sumrall 1, Ediger 0.

Half — SW Miss. St. 37, UCLA 22. **Attn.** — 2,739.

1989-90

Mar. 14, 1990: West Regional 1st Rd. game at Fayetteville, AR (Barnhill Arena - University of Arkansas)

UCLA 80 — VanEmbricks 13, Wootton 10, Kamrath 6, Stephens 16, Mosman 13, Roulier 7, Young 2, Bouldin 13.

Arkansas 90 — Nicholas 22, Jackson 13, Savage 21, Willson 6, DeHorney 22, Gore 2, Goshien 2, Moore 2, Crosby 0.

Half — UCLA 37, Ark. 30. **Regulation** — UCLA 75, Ark. 75. **Attn.** — 3,257.

1984-85

Mar. 15, 1985: West Regional 1st Rd. at Seattle, WA (Edmundson Pavilion - University of Washington)

UCLA 78 — Joyner 13, Vandelagematt 2, Keur 12, Hardy 16, Dean 18, Biggs 8, Brown 0, Dome 9.

Washington 62 — Oriard 15, Avelino 13, Bishop 6, Rue 4, Hughley 20, Hamilton 0, Tucker 0, Recknor 0, Raschkow 4.

Half — UCLA 34, Washington 32. **Attn.** — 3,832.

Mar. 21, 1985: West Regional semifinal at Los Angeles, CA (Pauley Pavilion - UCLA)

Georgia 78 — McClain 9, O'Connor 8, Harris 17, Edwards 21, Gardner 8, Abrams 4, Whites 7, Inman 2, Acosta 0, Bootz 2.

UCLA 42 — Vandelagematt 2, Joyner 7, Keur 14, Hardy 2, Dean 6, Biggs 4, Brown 2, Mead 0, Nishi 0, Dome 5.

Halftime — Georgia 43, UCLA 14. **Attn.** — 4,624.

1982-83

Mar. 19, 1983: West Regional 1st Rd. at Willamette, OR (Sparks Center - Oregon State)

UCLA 62 — Joyner 6, Dean 2, Thompson 24, McCoy 5, McFadden 0, Hardy 7, Jones 12, Thurston 4, Alston 2.

Oregon State 75 — Martin 23, Coleman 6, Spoelstra 8, Sturzenegger 9, Clark 23, Coleman 6, Lopez 0, Channel 3, Mothershed 3, Novo 0.

Half — Oregon State 39, UCLA 26. **Attn.** — 1,523.

NCAA Tournament History

NCAA Tournament Appearances	12/19 (seven with AIAW)
Last NCAA Tournament Appearance	2013
All-Time NCAA Tournament Record	11-12 (.478)
National Championships	0/1 (1978-AIAW)
All-Time Appearances:	83, 85, 90, 92, 98, 99, 00, 04, 06, 10, 11, 13
Best NCAA Finish:	Elite Eight, 1999

Other Post-Season Results

1980-81 AIAW Playoffs

West Regional at Pepperdine
UCLA 92, USF 68
USC 102, UCLA 85
UCLA 61, San Diego St. 54 (3rd place)
Sectional Playoffs
UCLA 72, Oregon St. 65 (Pauley)
UCLA 73, Kansas 71 (at Kansas)
Louisiana Tech 87, UCLA 54 (at Tech)

1979-80 AIAW Playoffs

West Regionals at San Jose State
UCLA 81, San Jose St. 66
Long Beach St. 89, UCLA 88
USF 74, UCLA 60 (3rd place)

1978-79 AIAW Playoffs

West Regional at UCSB
UCLA 85, Stanford 68
UCLA 97, USC 81
UCLA 96, Long Beach St. 80*
Sectionals at Stanford
UCLA 105, Oregon St. 70
UCLA 92, Wayland Baptist 73*
Final Four at Greensboro, NC
Old Dominion 87, UCLA 82 (Semis)
Tennessee 104, UCLA 86 (3rd place)

1977-78 AIAW Playoffs

West Regional at Stanford
UCLA 80, Stanford 54
UCLA 79, Long Beach St. 78, ot
UCLA 100, UNLV 88*
Sectionals at Long Beach
UCLA 102, BYU 57
UCLA 86, Stephen F. Austin 60*
Final Four at UCLA
UCLA 85, Montclair St. 77 (semis)
UCLA 90, Maryland 74*

1976-77 AIAW Playoffs

West Regional at Fullerton
UCLA 86, UCSB 33
UCLA 91, Long Beach St. 77
Cal St. Fullerton 91, UCLA 87*
NWIT at Amarillo, TX
UCLA 102, Indiana St. 73
UCLA 66, Old Dominion 59
Wayland Baptist 79, UCLA 75*

1975-76 AIAW Playoffs

West Regional at San Jose St.
Long Beach St. 78, UCLA 77
UCLA 97, UNLV 77
NWIT at Amarillo, TX
UCLA 76, West Texas St. 63
UCLA 80, Belmont 71
Wayland Baptist 90, UCLA 77*

1974-75 SCWICAC Conf. Tourn.

UCLA 67, UCSB 54 at Riverside
UCLA 62, Cal Poly Pomona 50 at Riverside
Cal St. Fullerton 63, UCLA 62* at Riverside
NWIT at Amarillo, TX
UCLA 74, Indiana 61
UCLA 62, Mercer 50
Wayland Baptist 79, UCLA 41*

*indicates championship game

The National Championship Season - 1978



Led by four-time All-American Ann Meyers, Anita Ortega, Denise Curry and first-year head coach Billie Moore, UCLA captured the 1978 AIAW (Association of Intercollegiate Athletics for Women) national basketball championship in Pauley Pavilion. The title drive included Bruin wins in the final 21 games of the season and culminated in the 90-74 championship victory over Maryland before an AIAW record crowd of 9,351. In all, the Final Four weekend drew more than 17,000 fans to Pauley Pavilion and included a national semifinal win over Montclair State by an 85-77 count.

After capturing the WCAA conference championship, the road to the Final Four began with regional wins in Stanford, CA over Stanford (80-54), Long Beach State (79-78) and UNLV (100-88). Sectional wins followed over BYU (102-57) and Stephen F. Austin (86-60). UCLA finished with a 27-3 record, with all three losses coming on the road against top-10 ranked opponents. It averaged 96.2 points per game and outscored its opponents by an average of 28 points per contest.

AIAW Semifinals - Mar. 23, 1978

UCLA dominated the game, taking a 52-38 lead into halftime and never relinquishing it. Three Bruins recorded double-doubles - Denise Curry with 22 points and 14 rebounds, Heidi Nestor with 22/10 and Ann Meyers with 19/14. The Bruins controlled the boards, outrebounding Montclair State 61-29. MSC had 40 points from Carol Blazejowski but only 37 from the rest of the team.

Montclair State 77

Player	FG-A	FTA	Reb	PF	TP	A	T	B	S	Min
Blazejowski*	18-33	4-4	7	4	40	2	1	0	2	40
Colasurdo*	3-9	2-2	11	4	8	2	2	1	5	40
Szeremeta*	7-19	0-1	4	1	14	2	4	2	2	37
Jeffrey*	3-8	0-0	1	2	6	5	2	0	0	22
C. Meyers*	0-2	0-0	0	0	0	1	0	0	0	8
Schmidt	2-3	0-0	3	0	4	7	4	0	0	35
Henry	2-4	1-2	2	0	5	0	0	0	1	18
Totals	35-78	7-9	29	11	77	19	13	3	10	200

Field Goal %: .449

Free Throw %: .778

UCLA 85

Player	FG-A	FTA	Reb	PF	TP	A	T	B	S	Min
Curry*	11-14	0-0	14	3	22	1	0	0	1	34
Meyers*	8-15	3-3	14	3	19	8	9	2	6	40
Nestor*	11-17	0-0	10	3	22	0	2	1	0	27
Ortega*	2-15	3-4	7	1	7	3	5	0	0	38
Frierson*	3-11	1-2	0	1	7	6	4	0	1	35
Corlett	3-9	2-4	9	2	8	0	2	0	1	19
Moore	0-1	0-0	3	0	0	1	0	0	0	7
Totals	38-82	9-13	61	13	85	19	22	3	9	200

Field Goal %: .463

Free Throw %: .692

Halftime-UCLA 52-38.

Attn. 7,822.

AIAW Finals - Mar. 25, 1978

UCLA never trailed in the game and led by as many as 19 points, 74-55, before winning its first-ever national title 90-74 in front of an AIAW National Championship record crowd of 9,351. Ann Meyers recorded her second consecutive double-double, tallying 20 points and 10 rebounds, to go along with nine assists and eight steals. Anita Ortega led all scorers with 23 points.

Maryland 74

Player	FG-A	FTA	Reb	PF	TP	A	T	B	S	Min
Jones*	1-3	3-4	5	4	5	1	2	0	1	27
Briese*	2-6	0-0	3	1	4	1	3	0	0	10
Kirchner*	7-21	1-2	15	4	15	0	5	0	1	38
Bailey*	10-22	0-0	5	4	20	3	4	0	2	32
Heiss*	6-9	0-1	2	4	12	9	5	0	3	36
Schlesinger	0-0	0-0	1	0	0	1	2	0	0	4
Lefeged	0-4	0-0	3	2	0	2	1	0	2	20
Kimrey	0-2	0-0	0	0	0	0	0	0	0	2
Stewart	9-17	0-0	8	3	18	1	2	1	1	31
Totals	35-84	4-7	46	22	74	18	24	1	10	200

Field Goal %: .417

Free Throw %: .571

UCLA 90

Player	FG-A	FTA	Reb	PF	TP	A	T	B	S	Min
Curry*	9-19	0-0	7	2	18	2	6	2	2	36
Meyers*	9-17	2-2	10	2	20	9	4	0	8	39
Nestor*	5-9	3-3	9	5	13	1	1	0	2	27
Ortega*	8-17	7-8	3	4	23	2	1	1	0	29
Frierson*	3-10	3-3	2	0	9	1	4	0	2	33
Corlett	2-5	2-2	11	1	6	0	4	0	0	24
Moore	0-1	1-2	1	0	1	1	3	0	0	12
Totals	36-78	18-20	45	14	90	16	23	3	14	200

Field Goal %: .462

Free Throw %: .900

Halftime-UCLA 43-33.

Attn. 9,351.

1978 National Championship Team Honored On 30th Anniversary

Each member of UCLA's 1978 National Championship squad was in attendance on Feb. 17, 2008 in Pauley Pavilion to celebrate the 30th Anniversary of UCLA's first women's basketball title, a 90-74 victory over Maryland.

The players, coaches and staff were honored at halftime of the UCLA-USC game and presented with national championship rings for the first time ever. At the time of their championship, they simply received championship watches.



1978 National Championship Team (l-r): Heidi Nestor, Beth Moore, Tam Breckenridge, Ann Meyers Drysdale, Denise Curry, Assistant Coach Colleen Matsuhara, Head Coach Billie Moore, Denise Corlett, Team Manager Yvette Duran-Hardin, Janet Hopkins, Dianne Frierson, Debbie Willie, Sports Information Director Michael Sondheimer, Associate Athletic Director Dr. Judith Holland, Anita Ortega.




Anita Ortega



Denise Curry



Billie Moore and Dr. Judith Holland



Ann Meyers Drysdale

1999 - Pac-10 Champions, Elite Eight Participants

The Bruins captured their first Pac-10 Conference championship in 1999. UCLA posted a 15-3 conference record, the most Pac-10 wins in its history. Its 26-8 overall record included the most wins by a Bruin team since the 1981 squad went 29-7. Coach Kathy Olivier's unit went on to advance further in the NCAA tournament, with a trip to the Elite Eight, than any other Bruin team in history. It marked UCLA's sixth overall tournament appearance and first-ever back-to-back appearances. In addition, the #3 seeding into the tournament was a school-best.

UCLA's run to the Elite Eight began in Pauley Pavilion, as the Bruins hosted Wisconsin-Green Bay for a first-round matchup. Four Bruin players scored in double-figures to lead UCLA to a 76-69 victory, setting up a second-round matchup with Kentucky. Pac-10 Player of the Year and Kodak All-American Maylana Martin led all players with 21 points, 15 coming from the free throw line, and Marie Philman posted a double-double with 16 points and 10 boards in the 87-63 win over the Wildcats.

UCLA continued its playoff run with a West Regional contest against seventh-ranked Colorado State at the Los Angeles Sports Arena. The Bruins' hopes suffered an early setback when point guard Erica Gomez sprained her ankle in the game's first minute, but freshman Michelle Greco stepped in and helped keep the team on course to a 26-25 lead at the half. It was a tight game throughout, and the Bruins led by one point, 67-66, with 2:12 to play when LaCresha Flannigan made five of six free throws down the stretch to put the game away. UCLA advanced to its first-ever Elite Eight with a 77-68 decision and a date with third-ranked Louisiana Tech.

The Bruins played some of their best basketball of the year in jumping out to a 28-18 lead at the 7:23 mark of the first half in the Regional championship battle. However, the Lady Techsters scored the next 11 points in the game and led 35-32 at the break. The Bruins regained the lead at 38-37, but it would be their last of the contest as Tech rolled to a 88-62 win. Martin led four Bruins in double digits with 16 points.

The team set a school and Pac-10 record for steals in a season with 435 and for best field goal percentage in a game with a .695 mark (41-59 fg) at Washington State on February 25. The overall team shooting percentage for the season of .476 (ninth-best in the nation) was the



Head coach Kathy Olivier celebrates on the bench with players during the Bruins' Sweet 16 win



Maylana Martin cuts down the nets at Pauley Pavilion after the Bruins clinched their first-ever Pac-10 title in 1999.

best by a Bruin team since 1983-84 (.491). Opponents were held to .400 shooting in the 1999 season, which was the lowest mark since the 1978 UCLA team limited opponents to .395. The scoring average of 85.2 points per contest ranked fifth-best in the nation.

The attendance of 9,530 fans which gathered to witness the USC game on January 23 was the largest ever to see a women's game in UCLA's Pauley Pavilion, surpassing the total of 9,351 which were on hand for the 1978 AIAW National Championship game vs. Maryland. The team's final ranking of No. 7 in the USA Today coaches poll marked UCLA's highest finish ever in that poll and the best finish in either poll since a No. 7 ranking in the Associated Press listings in 1981.

Martin, led the conference in scoring with an 18.2 mark and ranked as the second-leading rebounder at 9.4 caroms per contest. Martin, who was a finalist for the Naismith Award presented to the nation's outstanding player, exploded for a career-best 38 points (seventh-highest total in school history) in a win at USC in which she connected on 13-19 shots from the field and 12-14 free throws. The junior also grabbed a career-best matching 18 rebounds in that game.

UCLA's biggest surprise during the season was the play of sophomore guard Flannigan, who earned first-team All-Pac-10 honors as well. She was the second-leading scorer on the team behind Martin with a 14.1 mark and managed to do most of her damage in the conference, where she averaged 17.2 points per game.

The Bruins' third first-team All-Pac-10 selection was Gomez, who broke Ann Meyers' (544) school record for career assists. Gomez set the record at home against Arizona State on March 4 and finished her junior season with 573 assists. She also established a school record for assists in a single-game with 16 in the game at Arizona State on January 5. Her season assist average of 6.67 edged Mary Hegarty's old school record of 6.66 for best single-season mark.

Two other starters averaged in double figures for the

Bruins in the championship season. Junior center Janae Hubbard, an honorable mention All-Pac-10 selection, averaged 12.5 points per game and ranked fourth in the conference in rebounding with a 7.9 mark. During the year, Hubbard pulled down 22 rebounds in a game vs. Arizona on March 6, the fourth-highest single-game total in school history. Earlier in the year, she had scored a career-best 29 points against UConn. Philman scored 11.1 points per game and grabbed five boards. She set or tied her career high in points in four games during the season, including a best of 24 vs. Washington on January 28.



The Bruin bench was a big reason for the success of this team, and three players were the primary contributors. Junior Melanie Pearson appeared in all 34 games and averaged 8.5 points while leading the team with 40 three-point goals. Junior Carly Funicello provided valuable assistance on the inside. She averaged 5.6 points and 4.1 rebounds per game and saw action in 31 contests. Greco was the third key member of the team, providing a lift off the bench. Greco, who was named to the All-Pac-10 freshman team and to the NCAA West Regional All-Tournament team, scored at a 7.8 points per game clip and handed out 94 assists in 34 games.

2006 Pac-10 Tournament Champions



Led by the Triple Threat of Nikki Blue, Noelle Quinn and Lisa Willis, the Bruins entered the 2006 State Farm Pac-10 Tournament as the third seeded team and proceeded to knock off California (#6 seed), Arizona State (#2) and Stanford (#1) on consecutive days in the HP Pavilion in San Jose, CA to win the school's first-ever conference tournament championship.

Willis was named the Most Valuable Player of the Tournament after averaging 20.3 points per game over the three days. Blue, who set a tournament record with 11 assists in the win over Cal, was named to the All-Tournament team for the fourth consecutive season, becoming the first Pac-10 player to accomplish this feat. Quinn, who led the Bruins with 22 points in the championship win over Stanford, was also selected to the All-Tournament Team.

As the No. 3 seed in the tournament, the Bruins had a first-round bye and then faced No. 6 California in the second round. The Bruin defense was swarming, setting a Pac-10 Tournament record with 20 steals in the game and forcing a total of 23 California turnovers in a 80-63 victory. Offensively, four Bruins were in double-figure scoring, with double-doubles from Noelle Quinn (18 points/10 rebounds) and Nikki Blue (14 points/Pac-10 Tournament record 11 assists). Lisa Willis was one steal

shy of Blue's Tournament steals record, finishing with seven, and also had 14 points. Chinyere Ibekwe added 10 and Ortal Oren scored eight off the Bruin bench which contributed a total of 21 points for the game.

Cal led early in the game, but UCLA went on an 8-0 run to take an 11-5 lead that it never relinquished. The Golden Bears used a 6-0 second-half run to close to within eight, 50-42, with 13:05 on the clock, but Willis stopped Cal's momentum by burying a three-pointer. Willis' three jump-started a 17-4 Bruin run that gave UCLA a 67-46 lead and put the game away. UCLA went on to lead by as many as 22 points, 75-53.

In the semifinals, UCLA matched up against No. 2 seed Arizona State and got a huge second-half surge from Willis to come away with a 60-59 victory that not only sent the Bruins to the title game but gave head coach Kathy Olivier her 200th career victory. UCLA got off to a slow start in the game and trailed, 28-19, at the half. The second half saw seven ties and 11 lead changes, the last coming when Quinn made two free throws with 28.9 seconds remaining. UCLA forced a turnover in the final seconds to secure the win, but it was Willis' 20 second-half points that put the Bruins in position for the win. Willis finished with 27 points, five three-point shots, two blocks and six steals. Quinn contributed another double-double

with 16 points, 10 rebounds, three steals, two assists and two blocks for the Bruins, who snapped ASU's school-record 10-game winning streak. The Bruin defense came through again, forcing 26 Sun Devil turnovers, 17 via steals.

With UCLA in the Championship game for the first time in the Tournament's history, only No. 1 seed and three-time defending champion Stanford stood in the way of the Tournament crown. The two teams had split the regular season series, with each winning at home.

UCLA trailed by as many as 13 points in the second half of the game and by seven points, 70-63, with 1:29 to play but refused to give up. The Bruins scored the final seven points in regulation time with a basket by Quinn with five seconds to play knotting the score at 70. A three-point shot by Lindsey Pluimer pushed the Bruins into a 73-72 lead in overtime they would not give up. Two big free throws by Ibekwe with 28 seconds to play in overtime gave UCLA an 80-76 advantage. UCLA hits five of six free throws down the stretch while holding Stanford without a basket to earn its first conference tournament championship. Quinn finished with 22 points and eight rebounds. Willis added 20 points, four assists and six steals. Pluimer contributed 16, and Blue had 14 points, eight assists and six steals.

The Bruins set several tournament records - Quinn with 23 field goals; Willis with 11 made three-point shots, 19 steals and a 6.3 steals average; Blue with 11 assists in the Cal game and an assist average of 8.3. UCLA also set a tournament record with 20 steals in the game against California, and their total of 52 for the three games in the tournament were a record.

With the NCAA automatic bid in hand, the Bruins traveled to Purdue for the first two rounds of the NCAA Tournament. In the first round against 23rd-ranked Bowling Green, UCLA used an 18-1 run in the first half to turn a 13-15 deficit into a 31-16 lead and went on to win by a final score of 74-61. The Triple Threat once again dominated, combining to score 51 of the Bruins' 74 points. Willis led all players with 23 points and 12 rebounds, the 15th NCAA Tournament double-double in UCLA history. Quinn added 21 points with seven rebounds, and Blue contributed seven points and six assists. Pluimer also had a solid game with eight points and 10 rebounds. UCLA outshot Bowling Green, 46.9-36.5% and outrebounded the Falcons, 49-31. Willis set a school record for three-point shots made in the NCAA Tournament, connecting on five treys.

Although UCLA's NCAA Tournament run ended in the next round against 11th-ranked Purdue, the 2006 Bruins enjoyed a stellar season, finishing the year with 21 victories and 12 conference wins (third-most in school history) and placing three players (Blue, Quinn, Willis) on the AP honorable mention All-America team.



Chinyere Ibekwe and Lindsey Pluimer