

Appendix B: Articulation Agreement for Undergraduate Degree

Degree Programs:

ISOTHERMAL COMMUNITY COLLEGE

AAS Degree in Business Administration
(A25120)

WESTERN CAROLINA UNIVERSITY

BSBA: Accounting, Business Administration
and Law, Computer Information Systems,
Entrepreneurship, Finance, Management,
Marketing, and Sport Management Majors

This articulation agreement between Isothermal Community College (Isothermal) and Western Carolina University (WCU) allows graduates of the Associates in Applied Science degree in Business Administration program at Isothermal Community College to transfer credit towards a BSBA in Accounting, Business Administration and Law, Computer Information Systems, Entrepreneurship, Finance, Management, Marketing, or Sport Management degree program at WCU. Upon transfer to WCU, students from Isothermal must comply with all applicable Academic Regulations as listed in *The Record*, The WCU Undergraduate Catalog.

Partner Institutions and Contact Information

Institution	Contact Person	Email or phone
Isothermal Community College	Kim Alexander, Dean	828-395-1759 kalexander@isothermal.edu
Western Carolina University	Debra Burke, Associate Dean	8285-227-3720 burke@email.wcu.edu

TO BE AWARDED A BACHELOR'S DEGREE, THE STUDENT MUST MEET THE FOLLOWING GENERAL REQUIREMENTS:

1. Completion of a minimum of 120 semester hours under requirements outlined for the BSBA in Accounting, Business Administration and Law, Computer Information Systems, Entrepreneurship, Finance, Management, Marketing, or Sport Management degree program.
2. A minimum overall GPA of 2.0 and a 2.0 in the major is required. Additionally, the BSBA in Accounting requires an overall GPA of 2.2 and Sport Management requires an overall GPA of 2.5.
3. A minimum of 25 percent (25%) of semester hours applied toward the BSBA degree must be earned through regular enrollment in WCU junior-senior (300 or 400) level courses.
4. A minimum of 12 hours must be earned in junior-senior (300 or 400) level courses in the chosen major.
5. Fifty percent (50%) or more of the credits in the chosen major must be at the junior-senior (300 or 400) level.

6. Be enrolled at WCU in the semester in which the student will graduate.
7. If 15.1 or more hours are transferred to WCU in the first semester the student attends WCU, WCU's First Year Seminar is waived and the student must take a three (3) hour Elective course in its place.
8. Students who complete an Associate of Applied Science degree will typically have remaining Liberal Studies courses to take at Western Carolina University.

Liberal Studies/General Education Course Requirements:

WCU Requirement	Partner Institution's Program Equivalent
First Year Seminar (see note #7 above)	Waived – Must take 3 hr. Elective to replace
C1 ENGL 101 (3 hrs.)	ENG 111
C1 ENGL 202 (3 hrs.)	ENG 112 [#]
C2 Mathematics (3 hrs.)	MAT 151 or MAT 152
C3 Oral Communication (3 hrs.)	COM 231 [#]
C4 Wellness (3 hrs.)	
C5 Physical & Biological Sciences (3 hrs.)*	
C5 Physical & Biological Sciences (3 hrs.)*	
P1 Social Sciences (3 hrs.)	BUS 110
P1 Social Sciences (3 hrs.)	ECO 251
P3 History (3 hrs.) **	
P4 Humanities (3 hrs.) **	Humanities Elective
P5 Fine and Performing Arts (3 hrs.) **	
P6 World Cultures (3 hrs.) **	
<p>NOTE 1: Please see attached listing of Liberal Studies Community College Equivalence Courses for courses which may be substituted for WCU required core and perspective courses.</p> <p>NOTE 2: Community College courses MAT 151, BUS 110, ECO 251 and ECO 252 will satisfy both community college degree requirements and WCU Liberal Studies and BSBA degree requirements.</p> <p>C=Core category of Liberal Studies Program P= Perspectives category of Liberal Studies Program *sciences must be from two different disciplines ** one perspective must be at the 300 or 400 level</p>	
<p># Isothermal allows students to choose ENG 112 or COM 231. At Western the student will need to choose the one they did not take to complete core.</p>	

BSBA Core Course Requirements (36 hours):

WCU Requirement	Partner Institution's Program Equivalent
MATH 170	MAT 151 or MAT 152
ACCT 251	ACC 120
ACCT 252	ACC 121
ECON 231	ECO 251
ECON 232	ECO 252
CIS 251	
LAW 230	BUS 115
MKT 201	MKT 120
FIN 305	
MGT 300	
QA 305	
MGT 404	

BSBA Accounting Major Course Requirements (21 hours):

WCU Requirement	Partner Institution's Program Equivalent					
	ACCOUNTING TRACK	MARKETING TRACK	ENTREPRENEUR-SHIP TRACK	TECHNOLOGY TRACK	EQUINE BUSINESS TECHNOLOGY TRACK	GENERAL BUSINESS TRACK
ACCT 275	ACC 220					
ACCT 352						
ACCT 355						
ACCT 356						
ACCT 365						
ACCT 454						
ACCT 495						

BSBA Business Administration and Law Major Course Requirements (21 hours):

WCU Requirement	Partner Institution's Program Equivalent					
	ACCOUNTING TRACK	MARKETING TRACK	ENTREPRENEUR-SHIP TRACK	TECHNOLOGY TRACK	EQUINE BUSINESS TECHNOLOGY TRACK	GENERAL BUSINESS TRACK
LAW 275						
LAW 331						
LAW 320 OR 412						
LAW 475						
LAW Elective*						
LAW Elective*						
LAW Elective*						

*LAW 285, 302, 303, 320, 393, 402, 403, 406, 410, 412, 420, 440, 480, or 483

BSBA Computer Information Systems Major Course Requirements (30 hours):

WCU Requirement	Partner Institution's Program Equivalent					
	ACCOUNTING TRACK	MARKETING TRACK	ENTREPRENEURSHIP TRACK	TECHNOLOGY TRACK	EQUINE BUSINESS TECHNOLOGY TRACK	GENERAL BUSINESS TRACK
CIS 235						
CIS 240						
CIS 253				DBA 110		
CIS 335						
CIS 340						
CIS 453						
CIS 455						
CIS 465						
CIS Elective*						
CIS Elective*						

*CIS 389, 403, 466, 480, 483, 484, 485, or 493

BSBA Entrepreneurship Major Course Requirements (24 hours):

WCU Requirement	Partner Institution's Program Equivalent					
	ACCOUNTING TRACK	MARKETING TRACK	ENTREPRENEURSHIP TRACK	TECHNOLOGY TRACK	EQUINE BUSINESS TECHNOLOGY TRACK	GENERAL BUSINESS TRACK
ENT 201			BUS 139			
ENT 250			ETR 220			
ENT 301						
ENT 325						
ENT 350						
ENT 401						
ENT 450						
Business Elective†						

† Junior-senior (300 or 400) level business elective approved by advisor.

BSBA Finance Major Course Requirements (21 hours):

WCU Requirement	Partner Institution's Program Equivalent					
	ACCOUNTING TRACK	MARKETING TRACK	ENTREPRENEURSHIP TRACK	TECHNOLOGY TRACK	EQUINE BUSINESS TECHNOLOGY TRACK	GENERAL BUSINESS TRACK
FIN 335						
FIN 406						
FIN Elective*	BUS 125	BUS 125	BUS 125	BUS 125	BUS 125	BUS 125
FIN Elective*						
FIN Elective*						
FIN Elective*						
FIN Elective* or ACCT 275 or 355	ACC 220					

*FIN 210, 301, 389, 410, 440, 450, 470, 483, 496, or 499

BSBA Management Major Course Requirements (27 hours):

WCU Requirement	Partner Institution's Program Equivalent					
	ACCOUNTING TRACK	MARKETING TRACK	ENTREPRENEURSHIP TRACK	TECHNOLOGY TRACK	EQUINE BUSINESS TECHNOLOGY TRACK	GENERAL BUSINESS TRACK
MGT 304						
MGT 306						
MGT 366						
MGT 367						
MGT 402						
MGT 495						
Business Elective [†]						
Business Elective [†]						
Business Elective [†]						

[†] Junior-senior (300 or 400) level business elective approved by advisor.

BSBA Marketing Major Course Requirements (21 hours):

WCU Requirement	Partner Institution's Program Equivalent					
	ACCOUNTING TRACK	MARKETING TRACK	ENTREPRENEUR-SHIP TRACK	TECHNOLOGY TRACK	EQUINE BUSINESS TECHNOLOGY TRACK	GENERAL BUSINESS TRACK
MKT 206						
MKT 303						
MKT 475						
MKT Elective*						
MKT Elective*						
MKT Elective*						
MKT Elective*						

*MKT 302, 304, 310, 403, 404, 405, 406, 407, 409, 410, 482, 483, or 493

BSBA Sport Management Major Course Requirements (33 hours):

WCU Requirement	Partner Institution's Program Equivalent					
	ACCOUNTING TRACK	MARKETING TRACK	ENTREPRENEUR-SHIP TRACK	TECHNOLOGY TRACK	EQUINE BUSINESS TECHNOLOGY TRACK	GENERAL BUSINESS TRACK
SM 260						
SM 340						
SM 361						
SM 420						
SM 423						
SM 435						
SM 445						
SM 460						
SM 484						
SM 485						
SM 495						

Appendix C: Liberal Studies Community College Course Equivalences

C1 - WRITING

COMMUNITY COLLEGE COURSE	CREDIT	WCU EQUIVALENT	TRANSFER CREDIT
ENG 110	3	ENGL 101	3
ENG 111	3	ENGL 101	3
ENG 111A - LAB	1	ELECTIVE	1
ENG 112	3	ENGL 202	3
ENG 113	3	ENGL 202	3
ENG 114	3	ENGL 202	3

C2 - MATHEMATICS

COMMUNITY COLLEGE COURSE	CREDIT	WCU EQUIVALENT	TRANSFER CREDIT
MAT 151	3	MATH 170	3
MAT 151A - LAB or	1	ELECTIVE	1
MAT 152	3	MATH 170	3
MAT 152A - LAB or	1	ELECTIVE	1
MAT 155	3	MATH 179	3
MAT 155A - LAB	1	ELECTIVE	1

C3 - ORAL COMMUNICATIONS

COMMUNITY COLLEGE COURSE	CREDIT	WCU EQUIVALENT	TRANSFER CREDIT
COM 110	3	COMM 201	3
COM 120	3	COMM 201	3
COM 231	3	COMM 201	3

C4 - WELLNESS

COMMUNITY COLLEGE COURSE	CREDIT	WCU EQUIVALENT	TRANSFER CREDIT
HEA 110	3	HEAL 123	3

P1 SOCIAL SCIENCE PERSPECTIVE

COMMUNITY COLLEGE COURSE	CREDIT	WCU EQUIVALENT	TRANSFER CREDIT
ANT 240	3	ELECTIVE – MEETS P1 RQM	3
BUS 110	3	BA 133	3
ECO 151	3	ELECTIVE – MEETS P1 RQM	3
ECO 251	3	ECON 231	3
ECO 252	3	ELECTIVE – MEETS P1 RQM	3
GEO 113	3	GEOG 350	3
POL 110	3	PSC 150	3
POL 120	3	PSC 150	3
PSY 150	3	PSY 150	3
PSY 237	3	PSY 210	3
PSY 239	3	ELECTIVE – MEETS P1 RQM	3
PSY 241	3	ELECTIVE – MEETS P1 RQM	3
PSY 287	3	ELECTIVE – MEETS P1 RQM	3
SOC 210	3	SOC 103	3
SOC 220	3	SOC 235	3
SOC 225	3	SOC 245	3
SOC 230	3	ELECTIVE – MEETS P1 RQM	3
SOC 240	3	ELECTIVE – MEETS P1 RQM	3

P3 HISTORY PERSPECTIVE

COMMUNITY COLLEGE COURSE	CREDIT	WCU EQUIVALENT	TRANSFER CREDIT
HIS 111	3	HIST 221	3
HIS 222	3	HIST 221	3
HIS 112	3	HIST 222	3
HIS 114	3	HIST 222	3
HIS 115	3	HIST 222	3
HIS 122	3	HIST 222	3
HIS 131	3	HIST 231	3
HIS 132	3	HIST 232	3
HUM 121	3	ELECTIVE – MEETS P3 RQM	
HUM 122	3	ELECTIVE – MEETS P3 RQM	
REL 112	3	PAR 146	3
REL 211	3	PAR 146	3
REL 212	3	PAR 146	3
REL 221	3	PAR 146	3

C5 – PHYSICAL & BIOLOGICAL SCIENCES

COMMUNITY COLLEGE COURSE	CREDIT	WCU EQUIVALENT	TRANSFER CREDIT
AST 111	3	AST 104	3
AST 151	3	AST 103	3
AST 152	3	AST 104	3
BIO 100	4	BIOL 105	4
BIO 110	4	BIOL 105	4
BIO 111	4	BIOL 140	4
BIO 112	4	BIOL 141	4
BIO 120	4	ELECTIVE – MEETS C5 RQM	4
BIO 130	4	ELECTIVE – MEETS C5 RQM	4
BIO 140	3	ELECTIVE – MEETS C5 RQM	3
BIO 150	3	BIOL 103	3
BIO 161	3	BIOL 104	3
BIO 166	4	BIOL 292	4
BIO 168	4	BIOL 291	4
BIO 169	4	BIOL 292	4
BTC 270	4	BIOL 105	4
CHM 115	3	CHEM 101	3
CHM 130	3	CHEM 132 or CHEM 139	3
CHM 130A - LAB	1	CHEM 132 or CHEM 139	1
CHM 131	3	CHEM 132 or CHEM 139	3
CHM 131A - LAB	1	CHEM 132 or CHEM 139	1
CHM 132	4	CHEM 133	4
CHM 135	4	CHEM 132 or CHEM 139	4
CHM 136	4	CHEM 140	4
CHM 151	4	CHEM 139	4
CHM 152	4	CHEM 140	4
CHM 251	4	CHEM 241	3
CHM 252	4	CHEM 242	3
CHM 261	4	CHEM 232	4
GEL 111	4	ELECTIVE – MEETS C5 RQM	3
GEL 113	4	GEOL 155	4
GEL 120	4	GEOL 150	4
GEL 220	4	ELECTIVE – MEETS C5 RQM	3
GEL 230	4	GEOL 140	3
GEO 130	4	ELECTIVE – MEETS C5 RQM	3
PHY 110	3	PHYS 105	3
PHY 151	4	PHYS 130	4
PHY 152	4	PHYS 131	4
PHY 251	4	PHYS 230	4
PHY 252	4	PHYS 231	4
PHY 253	4	PHYS 231	4

P4 HUMANITIES PERSPECTIVE

COMMUNITY COLLEGE COURSE	CREDIT	WCU EQUIVALENT	TRANSFER CREDIT
ENG 131	3	ENGL 209	3
ENG 243	3	ENGL 209	3
ENG 251	3	ENGL 209	3
ENG 252	3	ENGL 209	3
ENG 265	3	ENGL 209	3
ENG 266	3	ENGL 209	3
ENG 231	3	ENGL 261	3
ENG 232	3	ENGL 262	3
ENG 241	3	ENGL 251	3
ENG 242	3	ENGL 252	3
HUM 110	3	ELECTIVE – MEETS P4 RQM	3
HUM 115	3	ELECTIVE – MEETS P4 RQM	3
HUM 120	3	ELECTIVE – MEETS P4 RQM	3
HUM 130	3	ELECTIVE – MEETS P4 RQM	3
HUM 150	3	ELECTIVE – MEETS P4 RQM	3
HUM 160	3	ENGL 278	3
HUM 161	3	ENGL 207	3
HUM 211	3	ELECTIVE – MEETS P4 RQM	3
HUM 212	3	ELECTIVE – MEETS P4 RQM	3
HUM 220	3	ELECTIVE – MEETS P4 RQM	3
LAT 141	3	ELECTIVE – MEETS P4 RQM	3
LAT 142	3	ELECTIVE – MEETS P4 RQM	3
PHI 210	3	PAR 110	3
PHI 215	3	PAR 110	3
PHI 220	3	PAR 110	3
PHI 221	3	PAR 110	3
PHI 230	3	PAR 110	3
PHI 240	3	PAR 102	3

P5 FINE & PERFORMING ARTS PERSPECTIVE

COMMUNITY COLLEGE COURSE	CREDIT	WCU EQUIVALENT	TRANSFER CREDIT
ART 111	3	ART 104	3
ART 114	3	ELECTIVE – MEETS P5 RQM	3
ART 115	3	ELECTIVE – MEETS P5 RQM	3
ART 116	3	ELECTIVE – MEETS P5 RQM	3
DAN 110	3	DA 259	3
DAN 211	3	ELECTIVE – MEETS P5 RQM	3
DAN 212	3	ELECTIVE – MEETS P5 RQM	3
DRA 111	3	THEA 104	3
DRA 112	3	ELECTIVE – MEETS P5 RQM	3
DRA 115	3	ELECTIVE – MEETS P5 RQM	3
DRA 120	3	THEA 240	3
DRA 122	3	ELECTIVE – MEETS P5 RQM	3
DRA 126	3	ELECTIVE – MEETS P5 RQM	3
DRA 211	3	ELECTIVE – MEETS P5 RQM	3
DRA 212	3	ELECTIVE – MEETS P5 RQM	3
MUS 110	3	MUS 101	3
MUS 113	3	MUS 102	3
MUS 115	3	ELECTIVE – MEETS P5 RQM	3
MUS 210	3	ELECTIVE – MEETS P5 RQM	3
MUS 211	3	ELECTIVE – MEETS P5 RQM	3
MUS 212	3	ELECTIVE – MEETS P5 RQM	3
MUS 213	3	ELECTIVE – MEETS P5 RQM	3

P6 WORLD CULTURES PERSPECTIVE

COMMUNITY COLLEGE COURSE	CREDIT	WCU EQUIVALENT	TRANSFER CREDIT
ANT 210	3	ANTH 120	3
ENG 261	3	ENGL 242	3
ENG 262	3	ENGL 242	3
FRE 111	3	FREN 101	3
FRE 112	3	FREN 102	3
GEO 112	3	GEOG 103	3
GER 111	3	GER 101	3
GER 112	3	GER 102	3
GER 211	3	GER 231	3
GER 212	3	GER 232	3
JPN 111	3	ELECTIVE – MEETS P6 RQM	3
JPN 112	3	ELECTIVE – MEETS P6 RQM	3
JPN 211	3	ELECTIVE – MEETS P6 RQM	3
JPN 212	3	ELECTIVE – MEETS P6 RQM	3
LAT 111	3	ELECTIVE – MEETS P6 RQM	3
LAT 112	3	ELECTIVE – MEETS P6 RQM	3
LAT 211	3	ELECTIVE – MEETS P6 RQM	3
LAT 212	3	ELECTIVE – MEETS P6 RQM	3
LAT 231	3	ELECTIVE – MEETS P6 RQM	3
MUS 114	3	ELECTIVE – MEETS P6 RQM	3
POL 220	3	PSC 110	3
POR 211	3	ELECTIVE – MEETS P6 RQM	3
POR 212	3	ELECTIVE – MEETS P6 RQM	3
REL 110	3	PAR 145	3
REL 111	3	PAR 145	3
SPA 111	3	SPAN 101	3
SPA 112	3	SPAN 102	3
RUS 111	3	ELECTIVE – MEETS P6 RQM	3
RUS 112	3	ELECTIVE – MEETS P6 RQM	3
RUS 211	3	ELECTIVE – MEETS P6 RQM	3
RUS 212	3	ELECTIVE – MEETS P6 RQM	3

BUSINESS CLASSES

COMMUNITY COLLEGE COURSE	CREDIT	WCU EQUIVALENT	TRANSFER CREDIT
ACC 110	1	ELECTIVE	1
ACC 115	4	ACCT 161 & Elec.	4
ACC 118	4	ACCT 161 & Elec.	4
ACC 119	4	ACCT 161 & Elec.	4
ACC 120	4	ACCT 251	3
ACC 121	4	ACCT 252	3
ACC 122	3	ACCT 251	3
ACC 125	3	ELECTIVE	3
ACC 129	3	ELECTIVE	3
ACC 130	3	ELECTIVE	3
ACC 131	3	ELECTIVE	3
ACC 132	2	ELECTIVE	2
ACC 149	2	ELECTIVE	2
ACC 150	3	ELECTIVE	2
ACC 151	2	ELECTIVE	2
ACC 152	2	ELECTIVE	2
ACC 170	3	ELECTIVE	3
ACC 175	4	ELECTIVE	4
ACC 180	3	ELECTIVE	3
ACC 215	3	ACCT 293	3
ACC 220	4	ACCT 275 & Elec.	4
ACC 226	3	ACCT 252	3
ACC 227	3	ELECTIVE	3
ACC 240	3	ELECTIVE	3
ACC 250	3	ELECTIVE	3
ACC 270	3	ACCT 293	3
ACC 279	3	ELECTIVE	3
ACC 140	2	ELECTIVE	2
ACC 221	4	ELECTIVE	4
ACC 225	3	ELECTIVE	3
ACC 269	3	ELECTIVE	3

COMMUNITY COLLEGE COURSE	CREDIT	WCU EQUIVALENT	TRANSFER CREDIT
BUS 110	3	BA 133	3
BUS 115	3	LAW 230	3
BUS 116	3	LAW 230	3
BUS 125	3	FIN ELEC.	3
BUS 137	3	ELECTIVE	3
BUS 139	3	ENT 201	3
BUS 147	3	ELECTIVE	3
BUS 148	3	ELECTIVE	3
BUS 153	3	ELECTIVE	3
BUS 210	3	ELECTIVE	3
BUS 225	3	ELECTIVE	3
BUS 228	3	QA 235	3
BUS 230	3	ELECTIVE	3
BUS 237	2	ELECTIVE	2
BUS 245	3	ELECTIVE	3
BUS 252	3	ELECTIVE	3
BUS 255	3	ELECTIVE	3
BUS 258	3	ELECTIVE	3
BUS 259	3	ELECTIVE	3
BUS 280	4	ELECTIVE	4
BUS 285	3	ELECTIVE	3
ECO 101	3	ECON 130	3
ECO 251	3	ECON 231	3
ECO 252	3	ECON 232	3
ETR 210	3	ENT 201	3
ETR 220	3	ENT 250	3
ETR 230	3	ELECTIVE	3
ETR 240	3	ELECTIVE	3
ETR 270	3	ELECTIVE	3

COMMUNITY COLLEGE COURSE	CREDIT	WCU EQUIVALENT	TRANSFER CREDIT
HRM 110	2	HT 130	2
HRM 115	3	ELECTIVE	3
HRM 115A	1	ELECTIVE	1
HRM 120	3	ELECTIVE	3
HRM 120A	1	ELECTIVE	1
HRM 122	2	ELECTIVE	2
HRM 125	1	ELECTIVE	1
HRM 130	2	ELECTIVE	3
HRM 135	2	ELECTIVE	3
HRM 140	3	ELECTIVE	3
HRM 145	3	ELECTIVE	3
HRM 150	3	ELECTIVE	3
HRM 210	3	ELECTIVE	3
HRM 215	3	ELECTIVE	3
HRM 215A	1	ELECTIVE	1
HRM 220	3	ELECTIVE	3
HRM 220A	1	ELECTIVE	1
HRM 225	2	ELECTIVE	2
HRM 230	2	ELECTIVE	2
HRM 235	3	ELECTIVE	3
HRM 240	3	ELECTIVE	3
MKT 120	3	MKT 201	3
MKT 123	3	MKT 134	3
MKT 230	3	ELECTIVE	3

**Appendix D: Eight Semester Plan for Combined Degree Program – Accounting (WCU)
Accounting Track (A25120)**

1ST FALL SEMESTER AT ISOTHERMAL CC [WCU COURSE EQUIV]	CREDIT	1ST SPRING SEMESTER AT ISOTHERMAL CC [WCU COURSE EQUIV]	CREDIT
ACA 115 - COUN 140 ^b	1	BUS 125 – ELECTIVE ^b	3
BUS 110 – BA 133 (P1) ^a	3	BUS 137 –ELECTIVE ^b	3
BUS 153 – ELECTIVE ^b	3	CTS 130 – ELECTIVE ^b	3
CIS 110 – ELECTIVE ^b	3	COM 231 – COMM 201 (C3) ^a or	3
MKT 120 – MKT 201	3	ENG 112 -- ENGL 202 (C1) ^a	
ACC 129 – ELECTIVE ^b	3	MAT 151 or MAT 152 – MATH	3
ENG 111 – ENGL 101 (C1) ^a	3	170 (C2) ^a	
2ND FALL SEMESTER AT ISOTHERMAL CC [WCU COURSE EQUIV]	CREDIT	2ND SPRING SEMESTER AT ISOTHERMAL CC [WCU COURSE EQUIV]	CREDIT
ACC 120 – ACCT 251	4	ACC 121 – ACCT 252	4
BUS 115 – LAW 230	3	BUS 225 – ELECTIVE ^b	3
ECO 252 – ECON 232	3	BUS 260 – ELECTIVE ^b	3
HUM – LIBERAL STUDIES (P4) ^a	3	WBL 110 – No WCU Credit	0
ACC 180 – ELECTIVE ^b	3	ECO 251 – ECON 231 (P1) ^a	3
		ACC 220 – ACCT 275	3
1ST FALL SEMESTER AT WCU	CREDIT	1ST SPRING SEMESTER AT WCU	CREDIT
ENGL 202 (C1) ^a or	3	CIS 251	3
COMM 201 (C3) ^a		ACCT 355	3
WELLNESS (C4) ^a	3	ELECTIVE ^d	3
ACCT 352	3	PERSPECTIVE (P5) ^c	3
MGT 300	3	SCIENCE (C5) ^a	3
FIN 305	3		
2ND FALL SEMESTER AT WCU	CREDIT	2ND SPRING SEMESTER AT WCU	CREDIT
QA 305	3	ACCT 365	3
SCIENCE (C5) ^a	3	ACCT 454	3
ACCT 356	3	MGT 404	3
PERSPECTIVE (P6) ^c	3	ACCT 495	3
PERSPECTIVE (P3) ^c	3		

a Courses meet WCU Liberal Studies requirement

b Courses count as general electives for the WCU BSBA degree

c Must take one P3, P5, and P6 Perspective course. One Perspective course must be an upper level Perspective course taken at WCU.

d Replaces First-year Seminar that was waived with transfer of more than 30 hours.

**Appendix D: Eight Semester Plan for Combined Degree Program – Accounting (WCU)
Entrepreneurship Track (A25120)**

1ST FALL SEMESTER AT ISOTHERMAL CC [WCU COURSE EQUIV]	CREDIT	1ST SPRING SEMESTER AT ISOTHERMAL CC [WCU COURSE EQUIV]	CREDIT
ACA 115 - COUN 140 ^b BUS 110 – BA 133 (P1) ^a BUS 153 – ELECTIVE ^b BUS 139 – ENT 201 CIS 110 – ELECTIVE ^b MKT 120 – MKT 201 ENG 111 – ENGL 101 (C1) ^a	1 3 3 3 3 3 3	BUS 125 – ELECTIVE ^b BUS 137 – ELECTIVE ^b CTS 130 – ELECTIVE ^b COM 231 – COMM 201 (C3) ^a or ENG 112 -- ENGL 202 (C1) ^a MAT 151 or MAT 152 – MATH 170 (C2) ^a	3 3 3 3 3 3
2ND FALL SEMESTER AT ISOTHERMAL CC [WCU COURSE EQUIV]	CREDIT	2ND SPRING SEMESTER AT ISOTHERMAL CC [WCU COURSE EQUIV]	CREDIT
ACC 120 – ACCT 251 BUS 115 – LAW 230 ECO 252 – ECON 232 ETR 220 – ENT 250 HUM – LIBERAL STUDIES (P4) ^a	4 3 3 3 3	ACC 121 – ACCT 252 BUS 225 – ELECTIVE ^b BUS 230 – ELECTIVE ^b BUS 260 – ELECTIVE ^b WBL 110 – No WCU Credit ECO 251 – ECON 231 (P1) ^a	4 3 3 3 0 3
1ST FALL SEMESTER AT WCU	CREDIT	1ST SPRING SEMESTER AT WCU	CREDIT
ENG 202 WELLNESS (C4) ^a FIN 305 MGT 300 ACCT 275	3 3 3 3 3	CIS 251 ACCT 355 ACCT 352 ELECTIVE ^d PERSPECTIVE (P5) ^c	3 3 3 3 3
2ND FALL SEMESTER AT WCU	CREDIT	2ND SPRING SEMESTER AT WCU	CREDIT
QA 305 SCIENCE (C5) ^a ACCT 356 PERSPECTIVE (P6) ^c PERSPECTIVE (P3) ^c	3 3 3 3 3	ACCT 365 ACCT 454 MGT 404 SCIENCE (C5) ^a ACCT 495	3 3 3 3 3

- a* Courses meet WCU Liberal Studies requirement
- b* Courses count as general electives for the WCU BSBA degree
- c* Must take one P3, P5, and P6 Perspective course. One Perspective course must be an upper level Perspective course taken at WCU.
- d* Replaces First-year Seminar that was waived with transfer of more than 30 hours.

**Appendix D: Eight Semester Plan for Combined Degree Program – Accounting (WCU)
General Business Track (A25120)**

1ST FALL SEMESTER AT ISOTHERMAL CC [WCU COURSE EQUIV]	CREDIT	1ST SPRING SEMESTER AT ISOTHERMAL CC [WCU COURSE EQUIV]	CREDIT
ACA 115 - COUN 140 ^b BUS 110 – BA 133 (P1) ^a BUS 153 – ELECTIVE ^b CIS 110 – ELECTIVE ^b MKT 120 – MKT 201 ACC 129 – ELECTIVE ^b ENG 111 – ENGL 101 (C1) ^a	1 3 3 3 3 3 3	BUS 125 –ELECTIVE ^b BUS 137 – ELECTIVE ^b CTS 130 – ELECTIVE ^b COM 231 – COMM 201 (C3) ^a or ENG 112 -- ENGL 202 (C1) ^a MAT 151 or MAT 152 – MATH 170 (C2) ^a	3 3 3 3 3 3
2ND FALL SEMESTER AT ISOTHERMAL CC [WCU COURSE EQUIV]	CREDIT	2ND SPRING SEMESTER AT ISOTHERMAL CC [WCU COURSE EQUIV]	CREDIT
ACC 120 – ACCT 251 BUS 115 – LAW 230 BUS 280 – ELECTIVE ^b ECO 252 – ECON 232 HUM – LIBERAL STUDIES (P4) ^a BUS 253 – ELECTIVE ^b	4 3 4 3 3 3	ACC 121 – ACCT 252 BUS 225 – ELECTIVE ^b BUS 260 – ELECTIVE ^b WBL 110 – No WCU Credit ECO 251 – ECON 231 (P1) ^a BUS 230 – ELECTIVE ^b	4 3 3 0 3 3
1ST FALL SEMESTER AT WCU	CREDIT	1ST SPRING SEMESTER AT WCU	CREDIT
ENG 202 WELLNESS (C4) ^a FIN 305 MGT 300 ACCT 275 ^e	3 3 3 3 3	CIS 251 ACCT 355 ACCT 352 ELECTIVE ^d PERSPECTIVE (P5) ^c	3 3 3 3 3
2ND FALL SEMESTER AT WCU	CREDIT	2ND SPRING SEMESTER AT WCU	CREDIT
QA 305 SCIENCE (C5) ^a ACCT 356 PERSPECTIVE (P6) ^c PERSPECTIVE (P3) ^c	3 3 3 3 3	ACCT 365 ACCT 454 MGT 404 SCIENCE (C5) ^a ACCT 495	3 3 3 3 3

a Courses meet WCU Liberal Studies requirement

b Courses count as general electives for the WCU BSBA degree

c Must take one P3, P5, and P6 Perspective course. One Perspective course must be an upper level Perspective course taken at WCU.

d Replaces First-year Seminar that was waived with transfer of more than 30 hours.

**Appendix D: Eight Semester Plan for Combined Degree Program – Accounting (WCU)
Marketing Track (A25120)**

1ST FALL SEMESTER AT ISOTHERMAL CC [WCU COURSE EQUIV]	CREDIT	1ST SPRING SEMESTER AT ISOTHERMAL CC [WCU COURSE EQUIV]	CREDIT
ACA 115 - COUN 140 ^b BUS 110 – BA 133 (P1) ^a BUS 153 – ELECTIVE ^b CIS 110 – ELECTIVE ^b MKT 120 – MKT 201 MKT 123 – MKT 134 ENG 111 – ENGL 101 (C1) ^a	1 3 3 3 3 3 3	BUS 125 – ELECTIVE ^b BUS 137 – ELECTIVE ^b CTS 130 – ELECTIVE ^b COM 231 – COMM 201 (C3) ^a or ENG 112 -- ENGL 202 (C1) ^a MAT 151 or MAT 152 – MATH 170 (C2) ^a	3 3 3 3 3
2ND FALL SEMESTER AT ISOTHERMAL CC [WCU COURSE EQUIV]	CREDIT	2ND SPRING SEMESTER AT ISOTHERMAL CC [WCU COURSE EQUIV]	CREDIT
ACC 120 – ACCT 251 BUS 115 – LAW 230 MKT 220 – ELECTIVE ^b ECO 252 – ECON 232 HUM – LIBERAL STUDIES (P4) ^a	4 3 3 3 3	ACC 121 – ACCT 252 BUS 225 – ELECTIVE ^b BUS 260 – ELECTIVE ^b WBL 110 – No WCU Credit ECO 251 – ECON 231 (P1) ^a MKT 223 – No WCU Credit	4 3 3 0 3 0
1ST FALL SEMESTER AT WCU	CREDIT	1ST SPRING SEMESTER AT WCU	CREDIT
ENG 202 WELLNESS (C4) ^a FIN 305 MGT 300 ACCT 275 ^e	3 3 3 3 3	CIS 251 ACCT 355 ACCT 352 ELECTIVE ^d PERSPECTIVE (P5) ^c	3 3 3 3 3
2ND FALL SEMESTER AT WCU	CREDIT	2ND SPRING SEMESTER AT WCU	CREDIT
QA 305 SCIENCE (C5) ^a ACCT 356 PERSPECTIVE (P6) ^c PERSPECTIVE (P3) ^c	3 3 3 3 3	ACCT 365 ACCT 454 MGT 404 SCIENCE (C5) ^a ACCT 495	3 3 3 3 3

- a* Courses meet WCU Liberal Studies requirement
- b* Courses count as general electives for the WCU BSBA degree
- c* Must take one P3, P5, and P6 Perspective course. One Perspective course must be an upper level Perspective course taken at WCU.
- d* Replaces First-year Seminar that was waived with transfer of more than 30 hours.

**Appendix D: Eight Semester Plan for Combined Degree Program – Accounting (WCU)
Technology Track (A25120)**

1ST FALL SEMESTER AT ISOTHERMAL CC [WCU COURSE EQUIV]	CREDIT	1ST SPRING SEMESTER AT ISOTHERMAL CC [WCU COURSE EQUIV]	CREDIT
ACA 115 - COUN 140 ^b BUS 110 – BA 133 (P1) ^a BUS 153 – ELECTIVE ^b CIS 110 – ELECTIVE ^b MKT 120 – MKT 201 CTS 125 – No WCU Credit ENG 111 – ENGL 101 (C1) ^a	1 3 3 3 3 0 3	BUS 125 – ELECTIVE ^b BUS 137 – ELECTIVE ^b CTS 130 – ELECTIVE ^b COM 231 – COMM 201 (C3) ^a or ENG 112 -- ENGL 202 (C1) ^a MAT 151 or MAT 152 – MATH 170 (C2) ^a	3 3 3 3 3
2ND FALL SEMESTER AT ISOTHERMAL CC [WCU COURSE EQUIV]	CREDIT	2ND SPRING SEMESTER AT ISOTHERMAL CC [WCU COURSE EQUIV]	CREDIT
ACC 120 – ACCT 251 BUS 115 – LAW 230 WEB 140 – No WCU Credit ECO 252 – ECON 232 HUM – LIBERAL STUDIES (P4) ^a DBA 110 – CIS 253	4 3 0 3 3 3	ACC 121 – ACCT 252 BUS 225 – ELECTIVE ^b BUS 260 – ELECTIVE ^b WBL 110 – No WCU Credit ECO 251 – ECON 231 (P1) ^a	4 3 3 0 3
1ST FALL SEMESTER AT WCU	CREDIT	1ST SPRING SEMESTER AT WCU	CREDIT
ENG 202 WELLNESS (C4) ^a FIN 305 MGT 300 ACCT 275 ^e	3 3 3 3 3	CIS 251 ACCT 355 ACCT 352 ELECTIVE ^d PERSPECTIVE (P5) ^c	3 3 3 3 3
2ND FALL SEMESTER AT WCU	CREDIT	2ND SPRING SEMESTER AT WCU	CREDIT
QA 305 SCIENCE (C5) ^a ACCT 356 PERSPECTIVE (P6) ^c PERSPECTIVE (P3) ^c	3 3 3 3 3	ACCT 365 ACCT 454 MGT 404 SCIENCE (C5) ^a ACCT 495	3 3 3 3 3

- a* Courses meet WCU Liberal Studies requirement
- b* Courses count as general electives for the WCU BSBA degree
- c* Must take one P3, P5, and P6 Perspective course. One Perspective course must be an upper level Perspective course taken at WCU.
- d* Replaces First-year Seminar that was waived with transfer of more than 30 hours.

**Appendix D: Eight Semester Plan for Combined Degree Program – Accounting (WCU)
Equine Business Technology Track (A25120)**

1ST FALL SEMESTER AT ISOTHERMAL CC [WCU COURSE EQUIV]	CREDIT	1ST SPRING SEMESTER AT ISOTHERMAL CC [WCU COURSE EQUIV]	CREDIT
ACA 115 - COUN 140 ^b	1	BUS 125 –ELECTIVE ^b	3
BUS 110 – BA 133 (P1) ^a	3	BUS 137 – ELECTIVE ^b	3
BUS 153 – ELECTIVE ^b	3	CTS 130 – ELECTIVE ^b	3
CIS 110 – ELECTIVE ^b	3	COM 231 – COMM 201 (C3) ^a	3
MKT 120 – MKT 201	3	or ENG 112 – ENGL 202 (C1) ^a	
EQU 111 – No WCU Credit	0	MAT 151 or MAT 152 – MATH	3
ENG 111 – ENGL 101 (C1) ^a	3	170 (C2) ^a	
2ND FALL SEMESTER AT ISOTHERMAL CC [WCU COURSE EQUIV]	CREDIT	2ND SPRING SEMESTER AT ISOTHERMAL CC [WCU COURSE EQUIV]	CREDIT
ACC 120 – ACCT 251	4	ACC 121 – ACCT 252	4
BUS 115 – LAW 230	3	BUS 225 – ELECTIVE ^b	3
ECO 252 – ECON 232	3	BUS 260 – ELECTIVE ^b	3
HUM – LIBERAL STUDIES (P4) ^a	3	WBL 110 – No WCU Credit	0
EQU 150 – No WCU Credit	0	ECO 251 – ECON 231 (P1) ^a	3
		BUS 230 – ELECTIVE ^b	3
1ST FALL SEMESTER AT WCU	CREDIT	1ST SPRING SEMESTER AT WCU	CREDIT
ENG 202	3	CIS 251	3
WELLNESS (C4) ^a	3	ACCT 355	3
FIN 305	3	ACCT 352	3
MGT 300	3	ELECTIVE ^d	3
ACCT 275 ^e	3	PERSPECTIVE (P5) ^c	3
2ND FALL SEMESTER AT WCU	CREDIT	2ND SPRING SEMESTER AT WCU	CREDIT
QA 305	3	ACCT 365	3
SCIENCE (C5) ^a	3	ACCT 454	3
ACCT 356	3	MGT 404	3
PERSPECTIVE (P6) ^c	3	SCIENCE (C5) ^a	3
PERSPECTIVE (P3) ^c	3	ACCT 495	3

a Courses meet WCU Liberal Studies requirement

b Courses count as general electives for the WCU BSBA degree

c Must take one P3, P5, and P6 Perspective course. One Perspective course must be an upper level Perspective course taken at WCU.

d Replaces First-year Seminar that was waived with transfer of more than 30 hours.

**Appendix D: Eight Semester Plan for Combined Degree Program – Accounting (WCU)
Hospitality Track (A25120)**

1ST FALL SEMESTER AT ISOTHERMAL CC [WCU COURSE EQUIV]	CREDIT	1ST SPRING SEMESTER AT ISOTHERMAL CC [WCU COURSE EQUIV]	CREDIT
ACA 115 - COUN 140 ^b	1	BUS 125 –ELECTIVE ^b	3
BUS 110 – BA 133 (P1) ^a	3	BUS 137 – ELECTIVE ^b	3
BUS 153 – ELECTIVE ^b	3	CTS 130 – ELECTIVE ^b	3
CIS 110 – ELECTIVE ^b	3	COM 231 – COMM 201 (C3) ^a	3
MKT 120 – MKT 201	3	or ENG 112 – ENGL 202 (C1) ^a	
HRM 110 – HT 130	0	MAT 151 or MAT 152 – MATH	3
ENG 111 – ENGL 101 (C1) ^a	3	170 (C2) ^a	
2ND FALL SEMESTER AT ISOTHERMAL CC [WCU COURSE EQUIV]	CREDIT	2ND SPRING SEMESTER AT ISOTHERMAL CC [WCU COURSE EQUIV]	CREDIT
ACC 120 – ACCT 251	4	ACC 121 – ACCT 252	4
BUS 115 – LAW 230	3	BUS 225 – ELECTIVE ^b	3
ECO 252 – ECON 232	3	BUS 260 – ELECTIVE ^b	3
HUM – LIBERAL STUDIES (P4) ^a	3	WBL 110 – No WCU Credit	0
MKT 223 – No WCU Credit	0	ECO 251 – ECON 231 (P1) ^a	3
		HRM 140 or 150 – ELECTIVE ^b	3
1ST FALL SEMESTER AT WCU	CREDIT	1ST SPRING SEMESTER AT WCU	CREDIT
ENG 202	3	CIS 251	3
WELLNESS (C4) ^a	3	ACCT 355	3
FIN 305	3	ACCT 352	3
MGT 300	3	ELECTIVE ^d	3
ACCT 275 ^e	3	PERSPECTIVE (P5) ^c	3
2ND FALL SEMESTER AT WCU	CREDIT	2ND SPRING SEMESTER AT WCU	CREDIT
QA 305	3	ACCT 365	3
SCIENCE (C5) ^a	3	ACCT 454	3
ACCT 356	3	MGT 404	3
PERSPECTIVE (P6) ^c	3	SCIENCE (C5) ^a	3
PERSPECTIVE (P3) ^c	3	ACCT 495	3

a Courses meet WCU Liberal Studies requirement

b Courses count as general electives for the WCU BSBA degree

c Must take one P3, P5, and P6 Perspective course. One Perspective course must be an upper level Perspective course taken at WCU.

d Replaces First-year Seminar that was waived with transfer of more than 30 hours.

Appendix D: Eight Semester Plan for Combined Degree Program – Business Administration & Law (WCU) Accounting Track (A25120)

1ST FALL SEMESTER AT ISOTHERMAL CC [WCU COURSE EQUIV]	CREDIT	1ST SPRING SEMESTER AT ISOTHERMAL CC [WCU COURSE EQUIV]	CREDIT
ACA 115 - COUN 140 ^b	1	BUS 125 – ELECTIVE ^b	3
BUS 110 – BA 133 (P1) ^a	3	BUS 137 –ELECTIVE ^b	3
BUS 153 – ELECTIVE ^b	3	CTS 130 – ELECTIVE ^b	3
CIS 110 – ELECTIVE ^b	3	COM 231 – COMM 201 (C3) ^a or	3
MKT 120 – MKT 201	3	ENG 112 -- ENGL 202 (C1) ^a	
ACC 129 – ELECTIVE ^b	3	MAT 151 or MAT 152 – MATH	3
ENG 111 – ENGL 101 (C1) ^a	3	170 (C2) ^a	
2ND FALL SEMESTER AT ISOTHERMAL CC [WCU COURSE EQUIV]	CREDIT	2ND SPRING SEMESTER AT ISOTHERMAL CC [WCU COURSE EQUIV]	CREDIT
ACC 120 – ACCT 251	4	ACC 121 – ACCT 252	4
BUS 115 – LAW 230	3	BUS 225 – ELECTIVE ^b	3
ECO 252 – ECON 232	3	BUS 260 – ELECTIVE ^b	3
HUM – LIBERAL STUDIES (P4) ^a	3	WBL 110 – No WCU Credit	0
ACC 180 – ELECTIVE ^b	3	ECO 251 – ECON 231 (P1) ^a	3
		ACC 220 – ACCT 275	3
1ST FALL SEMESTER AT WCU	CREDIT	1ST SPRING SEMESTER AT WCU	CREDIT
ENGL 202 (C1) ^a or	3	CIS 251	3
COMM 201 (C3) ^a		LAW 331	3
WELLNESS (C4) ^a	3	ELECTIVE ^d	3
LAW 275	3	PERSPECTIVE (P5) ^c	3
MGT 300	3	SCIENCE (C5) ^a	3
FIN 305	3		
2ND FALL SEMESTER AT WCU	CREDIT	2ND SPRING SEMESTER AT WCU	CREDIT
QA 305	3	LAW 475	3
SCIENCE (C5) ^a	3	LAW ELECTIVE	3
LAW 320 or 412	3	MGT 404	3
PERSPECTIVE (P6) ^c	3	LAW ELECTIVE	3
PERSPECTIVE (P3) ^c	3	LAW ELECTIVE	3

a Courses meet WCU Liberal Studies requirement

b Courses count as general electives for the WCU BSBA degree

c Must take one P3, P5, and P6 Perspective course. One Perspective course must be an upper level Perspective course taken at WCU.

d Replaces First-year Seminar that was waived with transfer of more than 30 hours.

Appendix D: Eight Semester Plan for Combined Degree Program – Business Administration & Law (WCU) Entrepreneurship Track (A25120)

1ST FALL SEMESTER AT ISOTHERMAL CC [WCU COURSE EQUIV]	CREDIT	1ST SPRING SEMESTER AT ISOTHERMAL CC [WCU COURSE EQUIV]	CREDIT
ACA 115 - COUN 140 ^b	1	BUS 125 – ELECTIVE ^b	3
BUS 110 – BA 133 (P1) ^a	3	BUS 137 – ELECTIVE ^b	3
BUS 153 – ELECTIVE ^b	3	CTS 130 – ELECTIVE ^b	3
BUS 139 – ENT 201	3	COM 231 – COMM 201 (C3) ^a or	3
CIS 110 – ELECTIVE ^b	3	ENG 112 -- ENGL 202 (C1) ^a	
MKT 120 – MKT 201	3	MAT 151 or MAT 152 – MATH	3
ENG 111 – ENGL 101 (C1) ^a	3	170 (C2) ^a	
2ND FALL SEMESTER AT ISOTHERMAL CC [WCU COURSE EQUIV]	CREDIT	2ND SPRING SEMESTER AT ISOTHERMAL CC [WCU COURSE EQUIV]	CREDIT
ACC 120 – ACCT 251	4	ACC 121 – ACCT 252	4
BUS 115 – LAW 230	3	BUS 225 – ELECTIVE ^b	3
ECO 252 – ECON 232	3	BUS 230 – ELECTIVE ^b	3
ETR 220 – ENT 250	3	BUS 260 – ELECTIVE ^b	3
HUM – LIBERAL STUDIES (P4) ^a	3	WBL 110 – No WCU Credit	0
		ECO 251 – ECON 231 (P1) ^a	3
1ST FALL SEMESTER AT WCU	CREDIT	1ST SPRING SEMESTER AT WCU	CREDIT
ENGL 202 (C1) ^a or	3	CIS 251	3
COMM 201 (C3) ^a		LAW 331	3
WELLNESS (C4) ^a	3	ELECTIVE ^d	3
LAW 275	3	PERSPECTIVE (P5) ^c	3
MGT 300	3	SCIENCE (C5) ^a	3
FIN 305	3		
2ND FALL SEMESTER AT WCU	CREDIT	2ND SPRING SEMESTER AT WCU	CREDIT
QA 305	3	LAW 475	3
SCIENCE (C5) ^a	3	LAW ELECTIVE	3
LAW 320 or 412	3	MGT 404	3
PERSPECTIVE (P6) ^c	3	LAW ELECTIVE	3
PERSPECTIVE (P3) ^c	3	LAW ELECTIVE	3

a Courses meet WCU Liberal Studies requirement

b Courses count as general electives for the WCU BSBA degree

c Must take one P3, P5, and P6 Perspective course. One Perspective course must be an upper level Perspective course taken at WCU.

d Replaces First-year Seminar that was waived with transfer of more than 30 hours.

Appendix D: Eight Semester Plan for Combined Degree Program – Business Administration & Law (WCU) General Business Track (A25120)

1ST FALL SEMESTER AT ISOTHERMAL CC [WCU COURSE EQUIV]	CREDIT	1ST SPRING SEMESTER AT ISOTHERMAL CC [WCU COURSE EQUIV]	CREDIT
ACA 115 - COUN 140 ^b BUS 110 – BA 133 (P1) ^a BUS 153 – ELECTIVE ^b CIS 110 – ELECTIVE ^b MKT 120 – MKT 201 ACC 129 – ELECTIVE ^b ENG 111 – ENGL 101 (C1) ^a	1 3 3 3 3 3 3	BUS 125 –ELECTIVE ^b BUS 137 – ELECTIVE ^b CTS 130 – ELECTIVE ^b COM 231 – COMM 201 (C3) ^a or ENG 112 -- ENGL 202 (C1) ^a MAT 151 or MAT 152 – MATH 170 (C2) ^a	3 3 3 3 3 3
2ND FALL SEMESTER AT ISOTHERMAL CC [WCU COURSE EQUIV]	CREDIT	2ND SPRING SEMESTER AT ISOTHERMAL CC [WCU COURSE EQUIV]	CREDIT
ACC 120 – ACCT 251 BUS 115 – LAW 230 BUS 280 – ELECTIVE ^b ECO 252 – ECON 232 HUM – LIBERAL STUDIES (P4) ^a BUS 253 – ELECTIVE ^b	4 3 4 3 3 3	ACC 121 – ACCT 252 BUS 225 – ELECTIVE ^b BUS 260 – ELECTIVE ^b WBL 110 – No WCU Credit ECO 251 – ECON 231 (P1) ^a BUS 230 – ELECTIVE ^b	4 3 3 0 3 3
1ST FALL SEMESTER AT WCU	CREDIT	1ST SPRING SEMESTER AT WCU	CREDIT
ENGL 202 (C1) ^a or COMM 201 (C3) ^a WELLNESS (C4) ^a LAW 275 MGT 300 FIN 305	3 3 3 3 3 3	CIS 251 LAW 331 ELECTIVE ^d PERSPECTIVE (P5) ^c SCIENCE (C5) ^a	3 3 3 3 3
2ND FALL SEMESTER AT WCU	CREDIT	2ND SPRING SEMESTER AT WCU	CREDIT
QA 305 SCIENCE (C5) ^a LAW 320 or 412 PERSPECTIVE (P6) ^c PERSPECTIVE (P3) ^c	3 3 3 3 3	LAW 475 LAW ELECTIVE MGT 404 LAW ELECTIVE LAW ELECTIVE	3 3 3 3 3

a Courses meet WCU Liberal Studies requirement

b Courses count as general electives for the WCU BSBA degree

c Must take one P3, P5, and P6 Perspective course. One Perspective course must be an upper level Perspective course taken at WCU.

d Replaces First-year Seminar that was waived with transfer of more than 30 hours.

Appendix D: Eight Semester Plan for Combined Degree Program – Business Administration & Law (WCU) Marketing Track (A25120)

1ST FALL SEMESTER AT ISOTHERMAL CC [WCU COURSE EQUIV]	CREDIT	1ST SPRING SEMESTER AT ISOTHERMAL CC [WCU COURSE EQUIV]	CREDIT
ACA 115 - COUN 140 ^b BUS 110 – BA 133 (P1) ^a BUS 153 – ELECTIVE ^b CIS 110 – ELECTIVE ^b MKT 120 – MKT 201 MKT 123 – MKT 134 ENG 111 – ENGL 101 (C1) ^a	1 3 3 3 3 3 3	BUS 125 – ELECTIVE ^b BUS 137 – ELECTIVE ^b CTS 130 – ELECTIVE ^b COM 231 – COMM 201 (C3) ^a or ENG 112 -- ENGL 202 (C1) ^a MAT 151 or MAT 152 – MATH 170 (C2) ^a	3 3 3 3 3
2ND FALL SEMESTER AT ISOTHERMAL CC [WCU COURSE EQUIV]	CREDIT	2ND SPRING SEMESTER AT ISOTHERMAL CC [WCU COURSE EQUIV]	CREDIT
ACC 120 – ACCT 251 BUS 115 – LAW 230 MKT 220 – ELECTIVE ^b ECO 252 – ECON 232 HUM – LIBERAL STUDIES (P4) ^a	4 3 3 3 3	ACC 121 – ACCT 252 BUS 225 – ELECTIVE ^b BUS 260 – ELECTIVE ^b WBL 110 – No WCU Credit ECO 251 – ECON 231 (P1) ^a MKT 223 – No WCU Credit	4 3 3 0 3 0
1ST FALL SEMESTER AT WCU	CREDIT	1ST SPRING SEMESTER AT WCU	CREDIT
ENGL 202 (C1) ^a or COMM 201 (C3) ^a WELLNESS (C4) ^a LAW 275 MGT 300 FIN 305	3 3 3 3 3	CIS 251 LAW 331 ELECTIVE ^d PERSPECTIVE (P5) ^c SCIENCE (C5) ^a	3 3 3 3 3
2ND FALL SEMESTER AT WCU	CREDIT	2ND SPRING SEMESTER AT WCU	CREDIT
QA 305 SCIENCE (C5) ^a LAW 320 or 412 PERSPECTIVE (P6) ^c PERSPECTIVE (P3) ^c	3 3 3 3 3	LAW 475 LAW ELECTIVE MGT 404 LAW ELECTIVE LAW ELECTIVE	3 3 3 3 3

- a* Courses meet WCU Liberal Studies requirement
- b* Courses count as general electives for the WCU BSBA degree
- c* Must take one P3, P5, and P6 Perspective course. One Perspective course must be an upper level Perspective course taken at WCU.
- d* Replaces First-year Seminar that was waived with transfer of more than 30 hours.

Appendix D: Eight Semester Plan for Combined Degree Program – Business Administration & Law (WCU) Technology Track (A25120)

1ST FALL SEMESTER AT ISOTHERMAL CC [WCU COURSE EQUIV]	CREDIT	1ST SPRING SEMESTER AT ISOTHERMAL CC [WCU COURSE EQUIV]	CREDIT
ACA 115 - COUN 140 ^b BUS 110 – BA 133 (P1) ^a BUS 153 – ELECTIVE ^b CIS 110 – ELECTIVE ^b MKT 120 – MKT 201 CTS 125 – No WCU Credit ENG 111 – ENGL 101 (C1) ^a	1 3 3 3 3 0 3	BUS 125 – ELECTIVE ^b BUS 137 – ELECTIVE ^b CTS 130 – ELECTIVE ^b COM 231 – COMM 201 (C3) ^a or ENG 112 -- ENGL 202 (C1) ^a MAT 151 or MAT 152 – MATH 170 (C2) ^a	3 3 3 3 3 3
2ND FALL SEMESTER AT ISOTHERMAL CC [WCU COURSE EQUIV]	CREDIT	2ND SPRING SEMESTER AT ISOTHERMAL CC [WCU COURSE EQUIV]	CREDIT
ACC 120 – ACCT 251 BUS 115 – LAW 230 WEB 140 – No WCU Credit ECO 252 – ECON 232 HUM – LIBERAL STUDIES (P4) ^a DBA 110 – CIS 253	4 3 0 3 3 3	ACC 121 – ACCT 252 BUS 225 – ELECTIVE ^b BUS 260 – ELECTIVE ^b WBL 110 – No WCU Credit ECO 251 – ECON 231 (P1) ^a	4 3 3 0 3
1ST FALL SEMESTER AT WCU	CREDIT	1ST SPRING SEMESTER AT WCU	CREDIT
ENGL 202 (C1) ^a or COMM 201 (C3) ^a WELLNESS (C4) ^a LAW 275 MGT 300 FIN 305	3 3 3 3 3 3	CIS 251 LAW 331 ELECTIVE ^d PERSPECTIVE (P5) ^c SCIENCE (C5) ^a	3 3 3 3 3
2ND FALL SEMESTER AT WCU	CREDIT	2ND SPRING SEMESTER AT WCU	CREDIT
QA 305 SCIENCE (C5) ^a LAW 320 or 412 PERSPECTIVE (P6) ^c PERSPECTIVE (P3) ^c	3 3 3 3 3	LAW 475 LAW ELECTIVE MGT 404 LAW ELECTIVE LAW ELECTIVE	3 3 3 3 3

- a* Courses meet WCU Liberal Studies requirement
- b* Courses count as general electives for the WCU BSBA degree
- c* Must take one P3, P5, and P6 Perspective course. One Perspective course must be an upper level Perspective course taken at WCU.
- d* Replaces First-year Seminar that was waived with transfer of more than 30 hours.

Appendix D: Eight Semester Plan for Combined Degree Program – Business Administration & Law (WCU) Equine Business Technology Track (A25120)

1ST FALL SEMESTER AT ISOTHERMAL CC [WCU COURSE EQUIV]	CREDIT	1ST SPRING SEMESTER AT ISOTHERMAL CC [WCU COURSE EQUIV]	CREDIT
ACA 115 - COUN 140 ^b BUS 110 – BA 133 (P1) ^a BUS 153 – ELECTIVE ^b CIS 110 – ELECTIVE ^b MKT 120 – MKT 201 EQU 111 – No WCU Credit ENG 111 – ENGL 101 (C1) ^a	1 3 3 3 3 0 3	BUS 125 –ELECTIVE ^b BUS 137 – ELECTIVE ^b CTS 130 – ELECTIVE ^b COM 231 – COMM 201 (C3) ^a or ENG 112 – ENGL 202 (C1) ^a MAT 151or MAT 152 – MATH 170 (C2) ^a	3 3 3 3 3
2ND FALL SEMESTER AT ISOTHERMAL CC [WCU COURSE EQUIV]	CREDIT	2ND SPRING SEMESTER AT ISOTHERMAL CC [WCU COURSE EQUIV]	CREDIT
ACC 120 – ACCT 251 BUS 115 – LAW 230 ECO 252 – ECON 232 HUM – LIBERAL STUDIES (P4) ^a EQU 150 – No WCU Credit	4 3 3 3 0	ACC 121 – ACCT 252 BUS 225 – ELECTIVE ^b BUS 260 – ELECTIVE ^b WBL 110 – No WCU Credit ECO 251 – ECON 231 (P1) ^a BUS 230 – ELECTIVE ^b	4 3 3 0 3 3
1ST FALL SEMESTER AT WCU	CREDIT	1ST SPRING SEMESTER AT WCU	CREDIT
ENGL 202 (C1) ^a or COMM 201 (C3) ^a WELLNESS (C4) ^a LAW 275 MGT 300 FIN 305	3 3 3 3 3 3	CIS 251 LAW 331 ELECTIVE ^d PERSPECTIVE (P5) ^c SCIENCE (C5) ^a	3 3 3 3 3
2ND FALL SEMESTER AT WCU	CREDIT	2ND SPRING SEMESTER AT WCU	CREDIT
QA 305 SCIENCE (C5) ^a LAW 320 or 412 PERSPECTIVE (P6) ^c PERSPECTIVE (P3) ^c	3 3 3 3 3	LAW 475 LAW ELECTIVE MGT 404 LAW ELECTIVE LAW ELECTIVE	3 3 3 3 3

a Courses meet WCU Liberal Studies requirement

b Courses count as general electives for the WCU BSBA degree

c Must take one P3, P5, and P6 Perspective course. One Perspective course must be an upper level Perspective course taken at WCU.

d Replaces First-year Seminar that was waived with transfer of more than 30 hours.

Appendix D: Eight Semester Plan for Combined Degree Program – Business Administration & Law (WCU) Hospitality Track (A25120)

1ST FALL SEMESTER AT ISOTHERMAL CC [WCU COURSE EQUIV]	CREDIT	1ST SPRING SEMESTER AT ISOTHERMAL CC [WCU COURSE EQUIV]	CREDIT
ACA 115 - COUN 140 ^b BUS 110 – BA 133 (P1) ^a BUS 153 – ELECTIVE ^b CIS 110 – ELECTIVE ^b MKT 120 – MKT 201 HRM 110 – HT 130 ENG 111 – ENGL 101 (C1) ^a	1 3 3 3 3 0 3	BUS 125 –ELECTIVE ^b BUS 137 – ELECTIVE ^b CTS 130 – ELECTIVE ^b COM 231 – COMM 201 (C3) ^a or ENG 112 – ENGL 202 (C1) ^a MAT 151 or MAT 152 – MATH 170 (C2) ^a	3 3 3 3 3
2ND FALL SEMESTER AT ISOTHERMAL CC [WCU COURSE EQUIV]	CREDIT	2ND SPRING SEMESTER AT ISOTHERMAL CC [WCU COURSE EQUIV]	CREDIT
ACC 120 – ACCT 251 BUS 115 – LAW 230 ECO 252 – ECON 232 HUM – LIBERAL STUDIES (P4) ^a MKT 223 – No WCU Credit	4 3 3 3 0	ACC 121 – ACCT 252 BUS 225 – ELECTIVE ^b BUS 260 – ELECTIVE ^b WBL 110 – No WCU Credit ECO 251 – ECON 231 (P1) ^a HRM 140 or 150 – ELECTIVE ^b	4 3 3 0 3 3
1ST FALL SEMESTER AT WCU	CREDIT	1ST SPRING SEMESTER AT WCU	CREDIT
ENGL 202 (C1) ^a or COMM 201 (C3) ^a WELLNESS (C4) ^a LAW 275 MGT 300 FIN 305	3 3 3 3 3 3	CIS 251 LAW 331 ELECTIVE ^d PERSPECTIVE (P5) ^c SCIENCE (C5) ^a	3 3 3 3 3
2ND FALL SEMESTER AT WCU	CREDIT	2ND SPRING SEMESTER AT WCU	CREDIT
QA 305 SCIENCE (C5) ^a LAW 320 or 412 PERSPECTIVE (P6) ^c PERSPECTIVE (P3) ^c	3 3 3 3 3	LAW 475 LAW ELECTIVE MGT 404 LAW ELECTIVE LAW ELECTIVE	3 3 3 3 3

a Courses meet WCU Liberal Studies requirement

b Courses count as general electives for the WCU BSBA degree

c Must take one P3, P5, and P6 Perspective course. One Perspective course must be an upper level Perspective course taken at WCU.

d Replaces First-year Seminar that was waived with transfer of more than 30 hours.

Appendix D: Eight Semester Plan for Combined Degree Program – Computer Information Systems (WCU) Accounting Track (A25120)

1ST FALL SEMESTER AT ISOTHERMAL CC [WCU COURSE EQUIV]	CREDIT	1ST SPRING SEMESTER AT ISOTHERMAL CC [WCU COURSE EQUIV]	CREDIT
ACA 115 - COUN 140 ^b BUS 110 – BA 133 (P1) ^a BUS 153 – ELECTIVE ^b CIS 110 – ELECTIVE ^b MKT 120 – MKT 201 ACC 129 – ELECTIVE ^b ENG 111 – ENGL 101 (C1) ^a	1 3 3 3 3 3 3	BUS 125 – ELECTIVE ^b BUS 137 – ELECTIVE ^b CTS 130 – ELECTIVE ^b COM 231 – COMM 201 (C3) ^a or ENG 112 -- ENGL 202 (C1) ^a MAT 151 or MAT 152 – MATH 170 (C2) ^a	3 3 3 3 3 3
2ND FALL SEMESTER AT ISOTHERMAL CC [WCU COURSE EQUIV]	CREDIT	2ND SPRING SEMESTER AT ISOTHERMAL CC [WCU COURSE EQUIV]	CREDIT
ACC 120 – ACCT 251 BUS 115 – LAW 230 ECO 252 – ECON 232 HUM – LIBERAL STUDIES (P4) ^a ACC 180 – ELECTIVE ^b	4 3 3 3 3	ACC 121 – ACCT 252 BUS 225 – ELECTIVE ^b BUS 260 – ELECTIVE ^b WBL 110 – No WCU Credit ECO 251 – ECON 231 (P1) ^a ACC 220 – ACCT 275	4 3 3 0 3 3
1ST FALL SEMESTER AT WCU	CREDIT	1ST SPRING SEMESTER AT WCU	CREDIT
ENGL 202 (C1) ^a or COMM 201 (C3) ^a WELLNESS (C4) ^a CIS 235 CIS 240 MGT 300 FIN 305	3 3 3 3 3 3	CIS 251 CIS 253 ELECTIVE ^d PERSPECTIVE (P5) ^c SCIENCE (C5) ^a CIS 335	3 3 3 3 3 3
2ND FALL SEMESTER AT WCU	CREDIT	2ND SPRING SEMESTER AT WCU	CREDIT
QA 305 SCIENCE (C5) ^a CIS 340 CIS 453 PERSPECTIVE (P6) ^c PERSPECTIVE (P3) ^c	3 3 3 3 3 3	CIS 455 CIS 465 MGT 404 CIS ELECTIVE CIS ELECTIVE	3 3 3 3 3

a Courses meet WCU Liberal Studies requirement

b Courses count as general electives for the WCU BSBA degree

c Must take one P3, P5, and P6 Perspective course. One Perspective course must be an upper level Perspective course taken at WCU.

d Replaces First-year Seminar that was waived with transfer of more than 30 hours.

Appendix D: Eight Semester Plan for Combined Degree Program – Computer Information Systems (WCU) Entrepreneurship Track (A25120)

1ST FALL SEMESTER AT ISOTHERMAL CC [WCU COURSE EQUIV]	CREDIT	1ST SPRING SEMESTER AT ISOTHERMAL CC [WCU COURSE EQUIV]	CREDIT
ACA 115 - COUN 140 ^b BUS 110 – BA 133 (P1) ^a BUS 153 – ELECTIVE ^b BUS 139 – ENT 201 CIS 110 – ELECTIVE ^b MKT 120 – MKT 201 ENG 111 – ENGL 101 (C1) ^a	1 3 3 3 3 3 3	BUS 125 – ELECTIVE ^b BUS 137 – ELECTIVE ^b CTS 130 – ELECTIVE ^b COM 231 – COMM 201 (C3) ^a or ENG 112 -- ENGL 202 (C1) ^a MAT 151 or MAT 152 – MATH 170 (C2) ^a	3 3 3 3 3 3
2ND FALL SEMESTER AT ISOTHERMAL CC [WCU COURSE EQUIV]	CREDIT	2ND SPRING SEMESTER AT ISOTHERMAL CC [WCU COURSE EQUIV]	CREDIT
ACC 120 – ACCT 251 BUS 115 – LAW 230 ECO 252 – ECON 232 ETR 220 – ENT 250 HUM – LIBERAL STUDIES (P4) ^a	4 3 3 3 3	ACC 121 – ACCT 252 BUS 225 – ELECTIVE ^b BUS 230 – ELECTIVE ^b BUS 260 – ELECTIVE ^b WBL 110 – No WCU Credit ECO 251 – ECON 231 (P1) ^a	4 3 3 3 0 3
1ST FALL SEMESTER AT WCU	CREDIT	1ST SPRING SEMESTER AT WCU	CREDIT
ENGL 202 (C1) ^a or COMM 201 (C3) ^a WELLNESS (C4) ^a CIS 235 CIS 240 MGT 300 FIN 305	3 3 3 3 3 3	CIS 251 CIS 253 ELECTIVE ^d PERSPECTIVE (P5) ^c SCIENCE (C5) ^a CIS 335	3 3 3 3 3 3
2ND FALL SEMESTER AT WCU	CREDIT	2ND SPRING SEMESTER AT WCU	CREDIT
QA 305 SCIENCE (C5) ^a CIS 340 CIS 453 PERSPECTIVE (P6) ^c PERSPECTIVE (P3) ^c	3 3 3 3 3	CIS 455 CIS 465 MGT 404 CIS ELECTIVE CIS ELECTIVE	3 3 3 3 3

a Courses meet WCU Liberal Studies requirement

b Courses count as general electives for the WCU BSBA degree

c Must take one P3, P5, and P6 Perspective course. One Perspective course must be an upper level Perspective course taken at WCU.

d Replaces First-year Seminar that was waived with transfer of more than 30 hours.

Appendix D: Eight Semester Plan for Combined Degree Program – Computer Information Systems (WCU) General Business Track (A25120)

1ST FALL SEMESTER AT ISOTHERMAL CC [WCU COURSE EQUIV]	CREDIT	1ST SPRING SEMESTER AT ISOTHERMAL CC [WCU COURSE EQUIV]	CREDIT
ACA 115 - COUN 140 ^b	1	BUS 125 –ELECTIVE ^b	3
BUS 110 – BA 133 (P1) ^a	3	BUS 137 – ELECTIVE ^b	3
BUS 153 – ELECTIVE ^b	3	CTS 130 – ELECTIVE ^b	3
CIS 110 – ELECTIVE ^b	3	COM 231 – COMM 201 (C3) ^a or	3
MKT 120 – MKT 201	3	ENG 112 -- ENGL 202 (C1) ^a	
ACC 129 – ELECTIVE ^b	3	MAT 151 or MAT 152 – MATH	3
ENG 111 – ENGL 101 (C1) ^a	3	170 (C2) ^a	
2ND FALL SEMESTER AT ISOTHERMAL CC [WCU COURSE EQUIV]	CREDIT	2ND SPRING SEMESTER AT ISOTHERMAL CC [WCU COURSE EQUIV]	CREDIT
ACC 120 – ACCT 251	4	ACC 121 – ACCT 252	4
BUS 115 – LAW 230	3	BUS 225 – ELECTIVE ^b	3
BUS 280 – ELECTIVE ^b	4	BUS 260 – ELECTIVE ^b	3
ECO 252 – ECON 232	3	WBL 110 – No WCU Credit	0
HUM – LIBERAL STUDIES (P4) ^a	3	ECO 251 – ECON 231 (P1) ^a	3
BUS 253 – ELECTIVE ^b	3	BUS 230 – ELECTIVE ^b	3
1ST FALL SEMESTER AT WCU	CREDIT	1ST SPRING SEMESTER AT WCU	CREDIT
ENGL 202 (C1) ^a or	3	CIS 251	3
COMM 201 (C3) ^a		CIS 253	3
WELLNESS (C4) ^a	3	ELECTIVE ^d	3
CIS 235	3	PERSPECTIVE (P5) ^c	3
CIS 240	3	SCIENCE (C5) ^a	3
MGT 300	3	CIS 335	3
FIN 305	3		
2ND FALL SEMESTER AT WCU	CREDIT	2ND SPRING SEMESTER AT WCU	CREDIT
QA 305	3	CIS 455	3
SCIENCE (C5) ^a	3	CIS 465	3
CIS 340	3	MGT 404	3
CIS 453	3	CIS ELECTIVE	3
PERSPECTIVE (P6) ^c	3	CIS ELECTIVE	3
PERSPECTIVE (P3) ^c			

a Courses meet WCU Liberal Studies requirement

b Courses count as general electives for the WCU BSBA degree

c Must take one P3, P5, and P6 Perspective course. One Perspective course must be an upper level Perspective course taken at WCU.

d Replaces First-year Seminar that was waived with transfer of more than 30 hours.

Appendix D: Eight Semester Plan for Combined Degree Program – Computer Information Systems (WCU) Marketing Track (A25120)

1ST FALL SEMESTER AT ISOTHERMAL CC [WCU COURSE EQUIV]	CREDIT	1ST SPRING SEMESTER AT ISOTHERMAL CC [WCU COURSE EQUIV]	CREDIT
ACA 115 - COUN 140 ^b BUS 110 – BA 133 (P1) ^a BUS 153 – ELECTIVE ^b CIS 110 – ELECTIVE ^b MKT 120 – MKT 201 MKT 123 – MKT 134 ENG 111 – ENGL 101 (C1) ^a	1 3 3 3 3 3 3	BUS 125 – ELECTIVE ^b BUS 137 – ELECTIVE ^b CTS 130 – ELECTIVE ^b COM 231 – COMM 201 (C3) ^a or ENG 112 -- ENGL 202 (C1) ^a MAT 151 or MAT 152 – MATH 170 (C2) ^a	3 3 3 3 3
2ND FALL SEMESTER AT ISOTHERMAL CC [WCU COURSE EQUIV]	CREDIT	2ND SPRING SEMESTER AT ISOTHERMAL CC [WCU COURSE EQUIV]	CREDIT
ACC 120 – ACCT 251 BUS 115 – LAW 230 MKT 220 – ELECTIVE ^b ECO 252 – ECON 232 HUM – LIBERAL STUDIES (P4) ^a	4 3 3 3 3	ACC 121 – ACCT 252 BUS 225 – ELECTIVE ^b BUS 260 – ELECTIVE ^b WBL 110 – No WCU Credit ECO 251 – ECON 231 (P1) ^a MKT 223 – No WCU Credit	4 3 3 0 3 0
1ST FALL SEMESTER AT WCU	CREDIT	1ST SPRING SEMESTER AT WCU	CREDIT
ENGL 202 (C1) ^a or COMM 201 (C3) ^a WELLNESS (C4) ^a CIS 235 CIS 240 MGT 300 FIN 305	3 3 3 3 3 3	CIS 251 CIS 253 ELECTIVE ^d PERSPECTIVE (P5) ^c SCIENCE (C5) ^a CIS 335	3 3 3 3 3 3
2ND FALL SEMESTER AT WCU	CREDIT	2ND SPRING SEMESTER AT WCU	CREDIT
QA 305 SCIENCE (C5) ^a CIS 340 CIS 453 PERSPECTIVE (P6) ^c PERSPECTIVE (P3) ^c	3 3 3 3 3	CIS 455 CIS 465 MGT 404 CIS ELECTIVE CIS ELECTIVE	3 3 3 3 3

- a* Courses meet WCU Liberal Studies requirement
- b* Courses count as general electives for the WCU BSBA degree
- c* Must take one P3, P5, and P6 Perspective course. One Perspective course must be an upper level Perspective course taken at WCU.
- d* Replaces First-year Seminar that was waived with transfer of more than 30 hours.

Appendix D: Eight Semester Plan for Combined Degree Program – Computer Information Systems (WCU) Technology Track (A25120)

1ST FALL SEMESTER AT ISOTHERMAL CC [WCU COURSE EQUIV]	CREDIT	1ST SPRING SEMESTER AT ISOTHERMAL CC [WCU COURSE EQUIV]	CREDIT
ACA 115 - COUN 140 ^b	1	BUS 125 – ELECTIVE ^b	3
BUS 110 – BA 133 (P1) ^a	3	BUS 137 – ELECTIVE ^b	3
BUS 153 – ELECTIVE ^b	3	CTS 130 – ELECTIVE ^b	3
CIS 110 – ELECTIVE ^b	3	COM 231 – COMM 201 (C3) ^a or	3
MKT 120 – MKT 201	3	ENG 112 -- ENGL 202 (C1) ^a	
CTS 125 – No WCU Credit	0	MAT 151 or MAT 152 – MATH	3
ENG 111 – ENGL 101 (C1) ^a	3	170 (C2) ^a	
2ND FALL SEMESTER AT ISOTHERMAL CC [WCU COURSE EQUIV]	CREDIT	2ND SPRING SEMESTER AT ISOTHERMAL CC [WCU COURSE EQUIV]	CREDIT
ACC 120 – ACCT 251	4	ACC 121 – ACCT 252	4
BUS 115 – LAW 230	3	BUS 225 – ELECTIVE ^b	3
WEB 140 – No WCU Credit	0	BUS 260 – ELECTIVE ^b	3
ECO 252 – ECON 232	3	WBL 110 – No WCU Credit	0
HUM – LIBERAL STUDIES (P4) ^a	3	ECO 251 – ECON 231 (P1) ^a	3
DBA 110 – CIS 253	3		
1ST FALL SEMESTER AT WCU	CREDIT	1ST SPRING SEMESTER AT WCU	CREDIT
ENGL 202 (C1) ^a or	3	CIS 251	3
COMM 201 (C3) ^a		CIS 240	3
WELLNESS (C4) ^a	3	ELECTIVE ^d	3
CIS 235	3	PERSPECTIVE (P5) ^c	3
MGT 300	3	SCIENCE (C5) ^a	3
FIN 305	3	CIS 335	3
2ND FALL SEMESTER AT WCU	CREDIT	2ND SPRING SEMESTER AT WCU	CREDIT
QA 305	3	CIS 455	3
SCIENCE (C5) ^a	3	CIS 465	3
CIS 340	3	MGT 404	3
CIS 453	3	CIS ELECTIVE	3
PERSPECTIVE (P6) ^c	3	CIS ELECTIVE	3
PERSPECTIVE (P3) ^c	3		

a Courses meet WCU Liberal Studies requirement

b Courses count as general electives for the WCU BSBA degree

c Must take one P3, P5, and P6 Perspective course. One Perspective course must be an upper level Perspective course taken at WCU.

d Replaces First-year Seminar that was waived with transfer of more than 30 hours.

Appendix D: Eight Semester Plan for Combined Degree Program – Computer Information Systems (WCU) Equine Business Technology Track (A25120)

1ST FALL SEMESTER AT ISOTHERMAL CC [WCU COURSE EQUIV]	CREDIT	1ST SPRING SEMESTER AT ISOTHERMAL CC [WCU COURSE EQUIV]	CREDIT
ACA 115 - COUN 140 ^b BUS 110 – BA 133 (P1) ^a BUS 153 – ELECTIVE ^b CIS 110 – ELECTIVE ^b MKT 120 – MKT 201 EQU 111 – No WCU Credit ENG 111 – ENGL 101 (C1) ^a	1 3 3 3 3 0 3	BUS 125 –ELECTIVE ^b BUS 137 – ELECTIVE ^b CTS 130 – ELECTIVE ^b COM 231 – COMM 201 (C3) ^a or ENG 112 – ENGL 202 (C1) ^a MAT 151 or MAT 152 – MATH 170 (C2) ^a	3 3 3 3 3
2ND FALL SEMESTER AT ISOTHERMAL CC [WCU COURSE EQUIV]	CREDIT	2ND SPRING SEMESTER AT ISOTHERMAL CC [WCU COURSE EQUIV]	CREDIT
ACC 120 – ACCT 251 BUS 115 – LAW 230 ECO 252 – ECON 232 HUM – LIBERAL STUDIES (P4) ^a EQU 150 – No WCU Credit	4 3 3 3 0	ACC 121 – ACCT 252 BUS 225 – ELECTIVE ^b BUS 260 – ELECTIVE ^b WBL 110 – No WCU Credit ECO 251 – ECON 231 (P1) ^a BUS 230 – ELECTIVE ^b	4 3 3 0 3 3
1ST FALL SEMESTER AT WCU	CREDIT	1ST SPRING SEMESTER AT WCU	CREDIT
ENGL 202 (C1) ^a or COMM 201 (C3) ^a WELLNESS (C4) ^a CIS 235 CIS 240 MGT 300 FIN 305	3 3 3 3 3 3	CIS 251 CIS 253 ELECTIVE ^d PERSPECTIVE (P5) ^c SCIENCE (C5) ^a CIS 335	3 3 3 3 3 3
2ND FALL SEMESTER AT WCU	CREDIT	2ND SPRING SEMESTER AT WCU	CREDIT
QA 305 SCIENCE (C5) ^a CIS 340 CIS 453 PERSPECTIVE (P6) ^c PERSPECTIVE (P3) ^c	3 3 3 3 3	CIS 455 CIS 465 MGT 404 CIS ELECTIVE CIS ELECTIVE	3 3 3 3 3

a Courses meet WCU Liberal Studies requirement

b Courses count as general electives for the WCU BSBA degree

c Must take one P3, P5, and P6 Perspective course. One Perspective course must be an upper level Perspective course taken at WCU.

d Replaces First-year Seminar that was waived with transfer of more than 30 hours.

Appendix D: Eight Semester Plan for Combined Degree Program – Computer Information Systems (WCU) Hospitality Track (A25120)

1ST FALL SEMESTER AT ISOTHERMAL CC [WCU COURSE EQUIV]	CREDIT	1ST SPRING SEMESTER AT ISOTHERMAL CC [WCU COURSE EQUIV]	CREDIT
ACA 115 - COUN 140 ^b	1	BUS 125 –ELECTIVE ^b	3
BUS 110 – BA 133 (P1) ^a	3	BUS 137 – ELECTIVE ^b	3
BUS 153 – ELECTIVE ^b	3	CTS 130 – ELECTIVE ^b	3
CIS 110 – ELECTIVE ^b	3	COM 231 – COMM 201 (C3) ^a	3
MKT 120 – MKT 201	3	or ENG 112 – ENGL 202 (C1) ^a	
HRM 110 – HT 130	0	MAT 151 or MAT 152 – MATH	3
ENG 111 – ENGL 101 (C1) ^a	3	170 (C2) ^a	
2ND FALL SEMESTER AT ISOTHERMAL CC [WCU COURSE EQUIV]	CREDIT	2ND SPRING SEMESTER AT ISOTHERMAL CC [WCU COURSE EQUIV]	CREDIT
ACC 120 – ACCT 251	4	ACC 121 – ACCT 252	4
BUS 115 – LAW 230	3	BUS 225 – ELECTIVE ^b	3
ECO 252 – ECON 232	3	BUS 260 – ELECTIVE ^b	3
HUM – LIBERAL STUDIES (P4) ^a	3	WBL 110 – No WCU Credit	0
MKT 223 – No WCU Credit	0	ECO 251 – ECON 231 (P1) ^a	3
		HRM 140 or 150 – ELECTIVE ^b	3
1ST FALL SEMESTER AT WCU	CREDIT	1ST SPRING SEMESTER AT WCU	CREDIT
ENGL 202 (C1) ^a or COMM 201 (C3) ^a	3	CIS 251	3
WELLNESS (C4) ^a	3	CIS 253	3
CIS 235	3	ELECTIVE ^d	3
CIS 240	3	PERSPECTIVE (P5) ^c	3
MGT 300	3	SCIENCE (C5) ^a	3
FIN 305	3	CIS 335	3
2ND FALL SEMESTER AT WCU	CREDIT	2ND SPRING SEMESTER AT WCU	CREDIT
QA 305	3	CIS 455	3
SCIENCE (C5) ^a	3	CIS 465	3
CIS 340	3	MGT 404	3
CIS 453	3	CIS ELECTIVE	3
PERSPECTIVE (P6) ^c	3	CIS ELECTIVE	3
PERSPECTIVE (P3) ^c			

a Courses meet WCU Liberal Studies requirement

b Courses count as general electives for the WCU BSBA degree

c Must take one P3, P5, and P6 Perspective course. One Perspective course must be an upper level Perspective course taken at WCU.

d Replaces First-year Seminar that was waived with transfer of more than 30 hours.

**Appendix D: Eight Semester Plan for Combined Degree Program – Entrepreneurship (WCU)
Accounting Track (A25120)**

1ST FALL SEMESTER AT ISOTHERMAL CC [WCU COURSE EQUIV]	CREDIT	1ST SPRING SEMESTER AT ISOTHERMAL CC [WCU COURSE EQUIV]	CREDIT
ACA 115 - COUN 140 ^b BUS 110 – BA 133 (P1) ^a BUS 153 – ELECTIVE ^b CIS 110 – ELECTIVE ^b MKT 120 – MKT 201 ACC 129 – ELECTIVE ^b ENG 111 – ENGL 101 (C1) ^a	1 3 3 3 3 3 3	BUS 125 – ELECTIVE ^b BUS 137 – ELECTIVE ^b CTS 130 – ELECTIVE ^b COM 231 – COMM 201 (C3) ^a or ENG 112 -- ENGL 202 (C1) ^a MAT 151 or MAT 152 – MATH 170 (C2) ^a	3 3 3 3 3
2ND FALL SEMESTER AT ISOTHERMAL CC [WCU COURSE EQUIV]	CREDIT	2ND SPRING SEMESTER AT ISOTHERMAL CC [WCU COURSE EQUIV]	CREDIT
ACC 120 – ACCT 251 BUS 115 – LAW 230 ECO 252 – ECON 232 HUM – LIBERAL STUDIES (P4) ^a ACC 180 – ELECTIVE ^b	4 3 3 3 3	ACC 121 – ACCT 252 BUS 225 – ELECTIVE ^b BUS 260 – ELECTIVE ^b WBL 110 – No WCU Credit ECO 251 – ECON 231 (P1) ^a ACC 220 – ACCT 275	4 3 3 0 3 3
1ST FALL SEMESTER AT WCU	CREDIT	1ST SPRING SEMESTER AT WCU	CREDIT
ENGL 202 (C1) ^a or COMM 201 (C3) ^a WELLNESS (C4) ^a MGT 300 FIN 305 SCIENCE (C5) ^a	3 3 3 3 3	CIS 251 ENT 201 ENT 250 ELECTIVE ^d PERSPECTIVE (P5) ^c	3 3 3 3 3
2ND FALL SEMESTER AT WCU	CREDIT	2ND SPRING SEMESTER AT WCU	CREDIT
QA 305 SCIENCE (C5) ^a ENT 301 ENT 325 PERSPECTIVE (P3) ^c	3 3 3 3 3	ENT 350 ENT 401 MGT 404 ENT 450 PERSPECTIVE (P6) ^c	3 3 3 3 3

a Courses meet WCU Liberal Studies requirement

b Courses count as general electives for the WCU BSBA degree

c Must take one P3, P5, and P6 Perspective course. One Perspective course must be an upper level Perspective course taken at WCU.

d Replaces First-year Seminar that was waived with transfer of more than 30 hours.

**Appendix D: Eight Semester Plan for Combined Degree Program – Entrepreneurship (WCU)
Entrepreneurship Track (A25120)**

1ST FALL SEMESTER AT ISOTHERMAL CC [WCU COURSE EQUIV]	CREDIT	1ST SPRING SEMESTER AT ISOTHERMAL CC [WCU COURSE EQUIV]	CREDIT
ACA 115 - COUN 140 ^b	1	BUS 125 – ELECTIVE ^b	3
BUS 110 – BA 133 (P1) ^a	3	BUS 137 – ELECTIVE ^b	3
BUS 153 – ELECTIVE ^b	3	CTS 130 – ELECTIVE ^b	3
BUS 139 – ENT 201	3	COM 231 – COMM 201 (C3) ^a or	3
CIS 110 – ELECTIVE ^b	3	ENG 112 -- ENGL 202 (C1) ^a	
MKT 120 – MKT 201	3	MAT 151 or MAT 152 – MATH	3
ENG 111 – ENGL 101 (C1) ^a	3	170 (C2) ^a	
2ND FALL SEMESTER AT ISOTHERMAL CC [WCU COURSE EQUIV]	CREDIT	2ND SPRING SEMESTER AT ISOTHERMAL CC [WCU COURSE EQUIV]	CREDIT
ACC 120 – ACCT 251	4	ACC 121 – ACCT 252	4
BUS 115 – LAW 230	3	BUS 225 – ELECTIVE ^b	3
ECO 252 – ECON 232	3	BUS 230 – ELECTIVE ^b	3
ETR 220 – ENT 250	3	BUS 260 – ELECTIVE ^b	3
HUM – LIBERAL STUDIES (P4) ^a	3	WBL 110 – No WCU Credit	0
		ECO 251 – ECON 231 (P1) ^a	3
1ST FALL SEMESTER AT WCU	CREDIT	1ST SPRING SEMESTER AT WCU	CREDIT
ENGL 202 (C1) ^a or	3	CIS 251	3
COMM 201 (C3) ^a		ENT 301	3
WELLNESS (C4) ^a	3	ENT 325	3
MGT 300	3	ELECTIVE ^d	3
FIN 305	3	PERSPECTIVE (P5) ^c	3
SCIENCE (C5) ^a	3		
2ND FALL SEMESTER AT WCU	CREDIT	2ND SPRING SEMESTER AT WCU	CREDIT
QA 305	3	ENT 401	3
SCIENCE (C5) ^a	3	ENT 450	3
ENT 350	3	MGT 404	3
PERSPECTIVE (P3) ^c	3	PERSPECTIVE (P6) ^c	3

- a* Courses meet WCU Liberal Studies requirement
b Courses count as general electives for the WCU BSBA degree
c Must take one P3, P5, and P6 Perspective course. One Perspective course must be an upper level Perspective course taken at WCU.
d Replaces First-year Seminar that was waived with transfer of more than 30 hours.

**Appendix D: Eight Semester Plan for Combined Degree Program – Entrepreneurship (WCU)
General Business Track (A25120)**

1ST FALL SEMESTER AT ISOTHERMAL CC [WCU COURSE EQUIV]	CREDIT	1ST SPRING SEMESTER AT ISOTHERMAL CC [WCU COURSE EQUIV]	CREDIT
ACA 115 - COUN 140 ^b BUS 110 – BA 133 (P1) ^a BUS 153 – ELECTIVE ^b CIS 110 – ELECTIVE ^b MKT 120 – MKT 201 ACC 129 – ELECTIVE ^b ENG 111 – ENGL 101 (C1) ^a	1 3 3 3 3 3 3	BUS 125 –ELECTIVE ^b BUS 137 – ELECTIVE ^b CTS 130 – ELECTIVE ^b COM 231 – COMM 201 (C3) ^a or ENG 112 -- ENGL 202 (C1) ^a MAT 151 or MAT 152 – MATH 170 (C2) ^a	3 3 3 3 3 3
2ND FALL SEMESTER AT ISOTHERMAL CC [WCU COURSE EQUIV]	CREDIT	2ND SPRING SEMESTER AT ISOTHERMAL CC [WCU COURSE EQUIV]	CREDIT
ACC 120 – ACCT 251 BUS 115 – LAW 230 BUS 280 – ELECTIVE ^b ECO 252 – ECON 232 HUM – LIBERAL STUDIES (P4) ^a BUS 253 – ELECTIVE ^b	4 3 4 3 3 3	ACC 121 – ACCT 252 BUS 225 – ELECTIVE ^b BUS 260 – ELECTIVE ^b WBL 110 – No WCU Credit ECO 251 – ECON 231 (P1) ^a BUS 230 – ELECTIVE ^b	4 3 3 0 3 3
1ST FALL SEMESTER AT WCU	CREDIT	1ST SPRING SEMESTER AT WCU	CREDIT
ENGL 202 (C1) ^a or COMM 201 (C3) ^a WELLNESS (C4) ^a MGT 300 FIN 305 SCIENCE (C5) ^a	3 3 3 3 3 3	CIS 251 ENT 201 ENT 250 ELECTIVE ^d PERSPECTIVE (P5) ^c	3 3 3 3 3
2ND FALL SEMESTER AT WCU	CREDIT	2ND SPRING SEMESTER AT WCU	CREDIT
QA 305 SCIENCE (C5) ^a ENT 301 ENT 325 PERSPECTIVE (P3) ^c	3 3 3 3 3	ENT 350 ENT 401 MGT 404 ENT 450 PERSPECTIVE (P6) ^c	3 3 3 3 3

- a* Courses meet WCU Liberal Studies requirement
- b* Courses count as general electives for the WCU BSBA degree
- c* Must take one P3, P5, and P6 Perspective course. One Perspective course must be an upper level Perspective course taken at WCU.
- d* Replaces First-year Seminar that was waived with transfer of more than 30 hours.

**Appendix D: Eight Semester Plan for Combined Degree Program – Entrepreneurship (WCU)
Marketing Track (A25120)**

1ST FALL SEMESTER AT ISOTHERMAL CC [WCU COURSE EQUIV]	CREDIT	1ST SPRING SEMESTER AT ISOTHERMAL CC [WCU COURSE EQUIV]	CREDIT
ACA 115 - COUN 140 ^b	1	BUS 125 – ELECTIVE ^b	3
BUS 110 – BA 133 (P1) ^a	3	BUS 137 – ELECTIVE ^b	3
BUS 153 – ELECTIVE ^b	3	CTS 130 – ELECTIVE ^b	3
CIS 110 – ELECTIVE ^b	3	COM 231 – COMM 201 (C3) ^a or	3
MKT 120 – MKT 201	3	ENG 112 -- ENGL 202 (C1) ^a	
MKT 123 – MKT 134	3	MAT 151 or MAT 152 – MATH	3
ENG 111 – ENGL 101 (C1) ^a	3	170 (C2) ^a	
2ND FALL SEMESTER AT ISOTHERMAL CC [WCU COURSE EQUIV]	CREDIT	2ND SPRING SEMESTER AT ISOTHERMAL CC [WCU COURSE EQUIV]	CREDIT
ACC 120 – ACCT 251	4	ACC 121 – ACCT 252	4
BUS 115 – LAW 230	3	BUS 225 – ELECTIVE ^b	3
MKT 220 – ELECTIVE ^b	3	BUS 260 – ELECTIVE ^b	3
ECO 252 – ECON 232	3	WBL 110 – No WCU Credit	0
HUM – LIBERAL STUDIES (P4) ^a	3	ECO 251 – ECON 231 (P1) ^a	3
		MKT 223 – No WCU Credit	0
1ST FALL SEMESTER AT WCU	CREDIT	1ST SPRING SEMESTER AT WCU	CREDIT
ENGL 202 (C1) ^a or	3	CIS 251	3
COMM 201 (C3) ^a		ENT 201	3
WELLNESS (C4) ^a	3	ENT 250	3
MGT 300	3	ELECTIVE ^d	3
FIN 305	3	PERSPECTIVE (P5) ^c	3
SCIENCE (C5) ^a	3		
2ND FALL SEMESTER AT WCU	CREDIT	2ND SPRING SEMESTER AT WCU	CREDIT
QA 305	3	ENT 350	3
SCIENCE (C5) ^a	3	ENT 401	3
ENT 301	3	MGT 404	3
ENT 325	3	ENT 450	3
PERSPECTIVE (P3) ^c	3	PERSPECTIVE (P6) ^c	3

a Courses meet WCU Liberal Studies requirement

b Courses count as general electives for the WCU BSBA degree

c Must take one P3, P5, and P6 Perspective course. One Perspective course must be an upper level Perspective course taken at WCU.

d Replaces First-year Seminar that was waived with transfer of more than 30 hours.

Appendix D: Eight Semester Plan for Combined Degree Program – Entrepreneurship (WCU) Technology Track (A25120)

1ST FALL SEMESTER AT ISOTHERMAL CC [WCU COURSE EQUIV]	CREDIT	1ST SPRING SEMESTER AT ISOTHERMAL CC [WCU COURSE EQUIV]	CREDIT
ACA 115 - COUN 140 ^b BUS 110 – BA 133 (P1) ^a BUS 153 – ELECTIVE ^b CIS 110 – ELECTIVE ^b MKT 120 – MKT 201 CTS 125 – No WCU Credit ENG 111 – ENGL 101 (C1) ^a	1 3 3 3 3 0 3	BUS 125 – ELECTIVE ^b BUS 137 – ELECTIVE ^b CTS 130 – ELECTIVE ^b COM 231 – COMM 201 (C3) ^a or ENG 112 -- ENGL 202 (C1) ^a MAT 151 or MAT 152 – MATH 170 (C2) ^a	3 3 3 3 3
2ND FALL SEMESTER AT ISOTHERMAL CC [WCU COURSE EQUIV]	CREDIT	2ND SPRING SEMESTER AT ISOTHERMAL CC [WCU COURSE EQUIV]	CREDIT
ACC 120 – ACCT 251 BUS 115 – LAW 230 WEB 140 – No WCU Credit ECO 252 – ECON 232 HUM – LIBERAL STUDIES (P4) ^a DBA 110 – CIS 253	4 3 0 3 3 3	ACC 121 – ACCT 252 BUS 225 – ELECTIVE ^b BUS 260 – ELECTIVE ^b WBL 110 – No WCU Credit ECO 251 – ECON 231 (P1) ^a	4 3 3 0 3
1ST FALL SEMESTER AT WCU	CREDIT	1ST SPRING SEMESTER AT WCU	CREDIT
ENGL 202 (C1) ^a or COMM 201 (C3) ^a WELLNESS (C4) ^a MGT 300 FIN 305 SCIENCE (C5) ^a	3 3 3 3 3 3	CIS 251 ENT 201 ENT 250 ELECTIVE ^d PERSPECTIVE (P5) ^c	3 3 3 3 3
2ND FALL SEMESTER AT WCU	CREDIT	2ND SPRING SEMESTER AT WCU	CREDIT
QA 305 SCIENCE (C5) ^a ENT 301 ENT 325 PERSPECTIVE (P3) ^c	3 3 3 3 3	ENT 350 ENT 401 MGT 404 ENT 450 PERSPECTIVE (P6) ^c	3 3 3 3 3

- a* Courses meet WCU Liberal Studies requirement
- b* Courses count as general electives for the WCU BSBA degree
- c* Must take one P3, P5, and P6 Perspective course. One Perspective course must be an upper level Perspective course taken at WCU.
- d* Replaces First-year Seminar that was waived with transfer of more than 30 hours.

**Appendix D: Eight Semester Plan for Combined Degree Program – Entrepreneurship (WCU)
Equine Business Technology Track (A25120)**

1ST FALL SEMESTER AT ISOTHERMAL CC [WCU COURSE EQUIV]	CREDIT	1ST SPRING SEMESTER AT ISOTHERMAL CC [WCU COURSE EQUIV]	CREDIT
ACA 115 - COUN 140 ^b	1	BUS 125 –ELECTIVE ^b	3
BUS 110 – BA 133 (P1) ^a	3	BUS 137 – ELECTIVE ^b	3
BUS 153 – ELECTIVE ^b	3	CTS 130 – ELECTIVE ^b	3
CIS 110 – ELECTIVE ^b	3	COM 231 – COMM 201 (C3) ^a	3
MKT 120 – MKT 201	3	or ENG 112 – ENGL 202 (C1) ^a	
EQU 111 – No WCU Credit	0	MAT 151 or MAT 152 – MATH	3
ENG 111 – ENGL 101 (C1) ^a	3	170 (C2) ^a	
2ND FALL SEMESTER AT ISOTHERMAL CC [WCU COURSE EQUIV]	CREDIT	2ND SPRING SEMESTER AT ISOTHERMAL CC [WCU COURSE EQUIV]	CREDIT
ACC 120 – ACCT 251	4	ACC 121 – ACCT 252	4
BUS 115 – LAW 230	3	BUS 225 – ELECTIVE ^b	3
ECO 252 – ECON 232	3	BUS 260 – ELECTIVE ^b	3
HUM – LIBERAL STUDIES (P4) ^a	3	WBL 110 – No WCU Credit	0
EQU 150 – No WCU Credit	0	ECO 251 – ECON 231 (P1) ^a	3
		BUS 230 – ELECTIVE ^b	3
1ST FALL SEMESTER AT WCU	CREDIT	1ST SPRING SEMESTER AT WCU	CREDIT
ENGL 202 (C1) ^a or COMM 201 (C3) ^a	3	CIS 251	3
WELLNESS (C4) ^a	3	ENT 201	3
MGT 300	3	ENT 250	3
FIN 305	3	ELECTIVE ^d	3
SCIENCE (C5) ^a	3	PERSPECTIVE (P5) ^c	3
2ND FALL SEMESTER AT WCU	CREDIT	2ND SPRING SEMESTER AT WCU	CREDIT
QA 305	3	ENT 350	3
SCIENCE (C5) ^a	3	ENT 401	3
ENT 301	3	MGT 404	3
ENT 325	3	ENT 450	3
PERSPECTIVE (P3) ^c	3	PERSPECTIVE (P6) ^c	3

a Courses meet WCU Liberal Studies requirement

b Courses count as general electives for the WCU BSBA degree

c Must take one P3, P5, and P6 Perspective course. One Perspective course must be an upper level Perspective course taken at WCU.

d Replaces First-year Seminar that was waived with transfer of more than 30 hours.

**Appendix D: Eight Semester Plan for Combined Degree Program – Entrepreneurship (WCU)
Hospitality Track (A25120)**

1ST FALL SEMESTER AT ISOTHERMAL CC [WCU COURSE EQUIV]	CREDIT	1ST SPRING SEMESTER AT ISOTHERMAL CC [WCU COURSE EQUIV]	CREDIT
ACA 115 - COUN 140 ^b BUS 110 – BA 133 (P1) ^a BUS 153 – ELECTIVE ^b CIS 110 – ELECTIVE ^b MKT 120 – MKT 201 HRM 110 – HT 130 ENG 111 – ENGL 101 (C1) ^a	1 3 3 3 3 0 3	BUS 125 –ELECTIVE ^b BUS 137 – ELECTIVE ^b CTS 130 – ELECTIVE ^b COM 231 – COMM 201 (C3) ^a or ENG 112 – ENGL 202 (C1) ^a MAT 151 or MAT 152 – MATH 170 (C2) ^a	3 3 3 3 3
2ND FALL SEMESTER AT ISOTHERMAL CC [WCU COURSE EQUIV]	CREDIT	2ND SPRING SEMESTER AT ISOTHERMAL CC [WCU COURSE EQUIV]	CREDIT
ACC 120 – ACCT 251 BUS 115 – LAW 230 ECO 252 – ECON 232 HUM – LIBERAL STUDIES (P4) ^a MKT 223 – No WCU Credit	4 3 3 3 0	ACC 121 – ACCT 252 BUS 225 – ELECTIVE ^b BUS 260 – ELECTIVE ^b WBL 110 – No WCU Credit ECO 251 – ECON 231 (P1) ^a HRM 140 or 150 – ELECTIVE ^b	4 3 3 0 3 3
1ST FALL SEMESTER AT WCU	CREDIT	1ST SPRING SEMESTER AT WCU	CREDIT
ENGL 202 (C1) ^a or COMM 201 (C3) ^a WELLNESS (C4) ^a MGT 300 FIN 305 SCIENCE (C5) ^a	3 3 3 3 3 3	CIS 251 ENT 201 ENT 250 ELECTIVE ^d PERSPECTIVE (P5) ^c	3 3 3 3 3
2ND FALL SEMESTER AT WCU	CREDIT	2ND SPRING SEMESTER AT WCU	CREDIT
QA 305 SCIENCE (C5) ^a ENT 301 ENT 325 PERSPECTIVE (P3) ^c	3 3 3 3 3	ENT 350 ENT 401 MGT 404 ENT 450 PERSPECTIVE (P6) ^c	3 3 3 3 3

a Courses meet WCU Liberal Studies requirement

b Courses count as general electives for the WCU BSBA degree

c Must take one P3, P5, and P6 Perspective course. One Perspective course must be an upper level Perspective course taken at WCU.

d Replaces First-year Seminar that was waived with transfer of more than 30 hours.

**Appendix D: Eight Semester Plan for Combined Degree Program – Finance (WCU)
Accounting Track (A25120)**

1ST FALL SEMESTER AT ISOTHERMAL CC [WCU COURSE EQUIV]	CREDIT	1ST SPRING SEMESTER AT ISOTHERMAL CC [WCU COURSE EQUIV]	CREDIT
ACA 115 - COUN 140 ^b BUS 110 – BA 133 (P1) ^a BUS 153 – ELECTIVE ^b CIS 110 – ELECTIVE ^b MKT 120 – MKT 201 ACC 129 – ELECTIVE ^b ENG 111 – ENGL 101 (C1) ^a	1 3 3 3 3 3 3	BUS 125 – ELECTIVE ^b BUS 137 – ELECTIVE ^b CTS 130 – ELECTIVE ^b COM 231 – COMM 201 (C3) ^a or ENG 112 -- ENGL 202 (C1) ^a MAT 151 or MAT 152 – MATH 170 (C2) ^a	3 3 3 3 3 3
2ND FALL SEMESTER AT ISOTHERMAL CC [WCU COURSE EQUIV]	CREDIT	2ND SPRING SEMESTER AT ISOTHERMAL CC [WCU COURSE EQUIV]	CREDIT
ACC 120 – ACCT 251 BUS 115 – LAW 230 ECO 252 – ECON 232 HUM – LIBERAL STUDIES (P4) ^a ACC 180 – ELECTIVE ^b	4 3 3 3 3	ACC 121 – ACCT 252 BUS 225 – ELECTIVE ^b BUS 260 – ELECTIVE ^b WBL 110 – No WCU Credit ECO 251 – ECON 231 (P1) ^a ACC 220 – ACCT 275	4 3 3 0 3 3
1ST FALL SEMESTER AT WCU	CREDIT	1ST SPRING SEMESTER AT WCU	CREDIT
ENGL 202 (C1) ^a or COMM 201 (C3) ^a WELLNESS (C4) ^a MGT 300 FIN 305 SCIENCE (C5) ^a	3 3 3 3 3 3	CIS 251 FIN 335 FIN 406 ELECTIVE ^d PERSPECTIVE (P5) ^c	3 3 3 3 3
2ND FALL SEMESTER AT WCU	CREDIT	2ND SPRING SEMESTER AT WCU	CREDIT
QA 305 SCIENCE (C5) ^a FIN ELECTIVE PERSPECTIVE (P6) ^c PERSPECTIVE (P3) ^c	3 3 3 3 3	FIN ELECTIVE FIN ELECTIVE MGT 404 FIN ELECTIVE	3 3 3 3

a Courses meet WCU Liberal Studies requirement

b Courses count as general electives for the WCU BSBA degree

c Must take one P3, P5, and P6 Perspective course. One Perspective course must be an upper level Perspective course taken at WCU.

d Replaces First-year Seminar that was waived with transfer of more than 30 hours.

**Appendix D: Eight Semester Plan for Combined Degree Program – Finance (WCU)
Entrepreneurship Track (A25120)**

1ST FALL SEMESTER AT ISOTHERMAL CC [WCU COURSE EQUIV]	CREDIT	1ST SPRING SEMESTER AT ISOTHERMAL CC [WCU COURSE EQUIV]	CREDIT
ACA 115 - COUN 140 ^b BUS 110 – BA 133 (P1) ^a BUS 153 – ELECTIVE ^b BUS 139 – ENT 201 CIS 110 – ELECTIVE ^b MKT 120 – MKT 201 ENG 111 – ENGL 101 (C1) ^a	1 3 3 3 3 3 3	BUS 125 – ELECTIVE ^b BUS 137 – ELECTIVE ^b CTS 130 – ELECTIVE ^b COM 231 – COMM 201 (C3) ^a or ENG 112 -- ENGL 202 (C1) ^a MAT 151 or MAT 152 – MATH 170 (C2) ^a	3 3 3 3 3 3
2ND FALL SEMESTER AT ISOTHERMAL CC [WCU COURSE EQUIV]	CREDIT	2ND SPRING SEMESTER AT ISOTHERMAL CC [WCU COURSE EQUIV]	CREDIT
ACC 120 – ACCT 251 BUS 115 – LAW 230 ECO 252 – ECON 232 ETR 220 – ENT 250 HUM – LIBERAL STUDIES (P4) ^a	4 3 3 3 3	ACC 121 – ACCT 252 BUS 225 – ELECTIVE ^b BUS 230 – ELECTIVE ^b BUS 260 – ELECTIVE ^b WBL 110 – No WCU Credit ECO 251 – ECON 231 (P1) ^a	4 3 3 3 0 3
1ST FALL SEMESTER AT WCU	CREDIT	1ST SPRING SEMESTER AT WCU	CREDIT
ENGL 202 (C1) ^a or COMM 201 (C3) ^a WELLNESS (C4) ^a MGT 300 FIN 305 SCIENCE (C5) ^a	3 3 3 3 3	CIS 251 FIN 335 FIN 406 ELECTIVE ^d PERSPECTIVE (P5) ^c	3 3 3 3 3
2ND FALL SEMESTER AT WCU	CREDIT	2ND SPRING SEMESTER AT WCU	CREDIT
QA 305 SCIENCE (C5) ^a FIN ELECTIVE PERSPECTIVE (P6) ^c PERSPECTIVE (P3) ^c	3 3 3 3 3	FIN ELECTIVE FIN ELECTIVE MGT 404 FIN ELECTIVE FIN ELECTIVE	3 3 3 3 3

a Courses meet WCU Liberal Studies requirement

b Courses count as general electives for the WCU BSBA degree

c Must take one P3, P5, and P6 Perspective course. One Perspective course must be an upper level Perspective course taken at WCU.

d Replaces First-year Seminar that was waived with transfer of more than 30 hours.

Appendix D: Eight Semester Plan for Combined Degree Program – Finance (WCU) General Business Track (A25120)

1ST FALL SEMESTER AT ISOTHERMAL CC [WCU COURSE EQUIV]	CREDIT	1ST SPRING SEMESTER AT ISOTHERMAL CC [WCU COURSE EQUIV]	CREDIT
ACA 115 - COUN 140 ^b	1	BUS 125 –ELECTIVE ^b	3
BUS 110 – BA 133 (P1) ^a	3	BUS 137 – ELECTIVE ^b	3
BUS 153 – ELECTIVE ^b	3	CTS 130 – ELECTIVE ^b	3
CIS 110 – ELECTIVE ^b	3	COM 231 – COMM 201 (C3) ^a or	3
MKT 120 – MKT 201	3	ENG 112 -- ENGL 202 (C1) ^a	
ACC 129 – ELECTIVE ^b	3	MAT 151 or MAT 152 – MATH	3
ENG 111 – ENGL 101 (C1) ^a	3	170 (C2) ^a	
2ND FALL SEMESTER AT ISOTHERMAL CC [WCU COURSE EQUIV]	CREDIT	2ND SPRING SEMESTER AT ISOTHERMAL CC [WCU COURSE EQUIV]	CREDIT
ACC 120 – ACCT 251	4	ACC 121 – ACCT 252	4
BUS 115 – LAW 230	3	BUS 225 – ELECTIVE ^b	3
BUS 280 – ELECTIVE ^b	4	BUS 260 – ELECTIVE ^b	3
ECO 252 – ECON 232	3	WBL 110 – No WCU Credit	0
HUM – LIBERAL STUDIES (P4) ^a	3	ECO 251 – ECON 231 (P1) ^a	3
BUS 253 – ELECTIVE ^b	3	BUS 230 – ELECTIVE ^b	3
1ST FALL SEMESTER AT WCU	CREDIT	1ST SPRING SEMESTER AT WCU	CREDIT
ENGL 202 (C1) ^a or	3	CIS 251	3
COMM 201 (C3) ^a		FIN 335	3
WELLNESS (C4) ^a	3	FIN 406	3
MGT 300	3	ELECTIVE ^d	3
FIN 305	3	PERSPECTIVE (P5) ^c	3
SCIENCE (C5) ^a	3		
2ND FALL SEMESTER AT WCU	CREDIT	2ND SPRING SEMESTER AT WCU	CREDIT
QA 305	3	FIN ELECTIVE	3
SCIENCE (C5) ^a	3	FIN ELECTIVE	3
FIN ELECTIVE	3	MGT 404	3
PERSPECTIVE (P6) ^c	3	FIN ELECTIVE	3
PERSPECTIVE (P3) ^c	3	FIN ELECTIVE	3

a Courses meet WCU Liberal Studies requirement

b Courses count as general electives for the WCU BSBA degree

c Must take one P3, P5, and P6 Perspective course. One Perspective course must be an upper level Perspective course taken at WCU.

d Replaces First-year Seminar that was waived with transfer of more than 30 hours.

**Appendix D: Eight Semester Plan for Combined Degree Program – Finance (WCU)
Marketing Track (A25120)**

1ST FALL SEMESTER AT ISOTHERMAL CC [WCU COURSE EQUIV]	CREDIT	1ST SPRING SEMESTER AT ISOTHERMAL CC [WCU COURSE EQUIV]	CREDIT
ACA 115 - COUN 140 ^b	1	BUS 125 – ELECTIVE ^b	3
BUS 110 – BA 133 (P1) ^a	3	BUS 137 – ELECTIVE ^b	3
BUS 153 – ELECTIVE ^b	3	CTS 130 – ELECTIVE ^b	3
CIS 110 – ELECTIVE ^b	3	COM 231 – COMM 201 (C3) ^a or	3
MKT 120 – MKT 201	3	ENG 112 -- ENGL 202 (C1) ^a	
MKT 123 – MKT 134	3	MAT 151 or MAT 152 – MATH	3
ENG 111 – ENGL 101 (C1) ^a	3	170 (C2) ^a	
2ND FALL SEMESTER AT ISOTHERMAL CC [WCU COURSE EQUIV]	CREDIT	2ND SPRING SEMESTER AT ISOTHERMAL CC [WCU COURSE EQUIV]	CREDIT
ACC 120 – ACCT 251	4	ACC 121 – ACCT 252	4
BUS 115 – LAW 230	3	BUS 225 – ELECTIVE ^b	3
MKT 220 – ELECTIVE ^b	3	BUS 260 – ELECTIVE ^b	3
ECO 252 – ECON 232	3	WBL 110 – No WCU Credit	0
HUM – LIBERAL STUDIES (P4) ^a	3	ECO 251 – ECON 231 (P1) ^a	3
		MKT 223 – No WCU Credit	0
1ST FALL SEMESTER AT WCU	CREDIT	1ST SPRING SEMESTER AT WCU	CREDIT
ENGL 202 (C1) ^a or	3	CIS 251	3
COMM 201 (C3) ^a		FIN 335	3
WELLNESS (C4) ^a	3	FIN 406	3
MGT 300	3	ELECTIVE ^d	3
FIN 305	3	PERSPECTIVE (P5) ^c	3
SCIENCE (C5) ^a	3		
2ND FALL SEMESTER AT WCU	CREDIT	2ND SPRING SEMESTER AT WCU	CREDIT
QA 305	3	FIN ELECTIVE	3
SCIENCE (C5) ^a	3	FIN ELECTIVE	3
FIN ELECTIVE	3	MGT 404	3
PERSPECTIVE (P6) ^c	3	FIN ELECTIVE	3
PERSPECTIVE (P3) ^c	3	FIN ELECTIVE	3

a Courses meet WCU Liberal Studies requirement

b Courses count as general electives for the WCU BSBA degree

c Must take one P3, P5, and P6 Perspective course. One Perspective course must be an upper level Perspective course taken at WCU.

d Replaces First-year Seminar that was waived with transfer of more than 30 hours.

**Appendix D: Eight Semester Plan for Combined Degree Program – Finance (WCU)
Technology Track (A25120)**

1ST FALL SEMESTER AT ISOTHERMAL CC [WCU COURSE EQUIV]	CREDIT	1ST SPRING SEMESTER AT ISOTHERMAL CC [WCU COURSE EQUIV]	CREDIT
ACA 115 - COUN 140 ^b	1	BUS 125 – ELECTIVE ^b	3
BUS 110 – BA 133 (P1) ^a	3	BUS 137 – ELECTIVE ^b	3
BUS 153 – ELECTIVE ^b	3	CTS 130 – ELECTIVE ^b	3
CIS 110 – ELECTIVE ^b	3	COM 231 – COMM 201 (C3) ^a or	3
MKT 120 – MKT 201	3	ENG 112 -- ENGL 202 (C1) ^a	
CTS 125 – No WCU Credit	0	MAT 151 or MAT 152 – MATH	3
ENG 111 – ENGL 101 (C1) ^a	3	170 (C2) ^a	
2ND FALL SEMESTER AT ISOTHERMAL CC [WCU COURSE EQUIV]	CREDIT	2ND SPRING SEMESTER AT ISOTHERMAL CC [WCU COURSE EQUIV]	CREDIT
ACC 120 – ACCT 251	4	ACC 121 – ACCT 252	4
BUS 115 – LAW 230	3	BUS 225 – ELECTIVE ^b	3
WEB 140 – No WCU Credit	0	BUS 260 – ELECTIVE ^b	3
ECO 252 – ECON 232	3	WBL 110 – No WCU Credit	0
HUM – LIBERAL STUDIES (P4) ^a	3	ECO 251 – ECON 231 (P1) ^a	3
DBA 110 – CIS 253	3		
1ST FALL SEMESTER AT WCU	CREDIT	1ST SPRING SEMESTER AT WCU	CREDIT
ENGL 202 (C1) ^a or	3	CIS 251	3
COMM 201 (C3) ^a		FIN 335	3
WELLNESS (C4) ^a	3	FIN 406	3
MGT 300	3	ELECTIVE ^d	3
FIN 305	3	PERSPECTIVE (P5) ^c	3
SCIENCE (C5) ^a	3		
2ND FALL SEMESTER AT WCU	CREDIT	2ND SPRING SEMESTER AT WCU	CREDIT
QA 305	3	FIN ELECTIVE	3
SCIENCE (C5) ^a	3	FIN ELECTIVE	3
FIN ELECTIVE	3	MGT 404	3
PERSPECTIVE (P6) ^c	3	FIN ELECTIVE	3
PERSPECTIVE (P3) ^c	3	FIN ELECTIVE	3

a Courses meet WCU Liberal Studies requirement

b Courses count as general electives for the WCU BSBA degree

c Must take one P3, P5, and P6 Perspective course. One Perspective course must be an upper level Perspective course taken at WCU.

d Replaces First-year Seminar that was waived with transfer of more than 30 hours.

Appendix D: Eight Semester Plan for Combined Degree Program – Finance (WCU) Equine Business Technology Track (A25120)

1ST FALL SEMESTER AT ISOTHERMAL CC [WCU COURSE EQUIV]	CREDIT	1ST SPRING SEMESTER AT ISOTHERMAL CC [WCU COURSE EQUIV]	CREDIT
ACA 115 - COUN 140 ^b BUS 110 – BA 133 (P1) ^a BUS 153 – ELECTIVE ^b CIS 110 – ELECTIVE ^b MKT 120 – MKT 201 EQU 111 – No WCU Credit ENG 111 – ENGL 101 (C1) ^a	1 3 3 3 3 0 3	BUS 125 –ELECTIVE ^b BUS 137 – ELECTIVE ^b CTS 130 – ELECTIVE ^b COM 231 – COMM 201 (C3) ^a or ENG 112 – ENGL 202 (C1) ^a MAT 151 or MAT 152 – MATH 170 (C2) ^a	3 3 3 3 3
2ND FALL SEMESTER AT ISOTHERMAL CC [WCU COURSE EQUIV]	CREDIT	2ND SPRING SEMESTER AT ISOTHERMAL CC [WCU COURSE EQUIV]	CREDIT
ACC 120 – ACCT 251 BUS 115 – LAW 230 ECO 252 – ECON 232 HUM – LIBERAL STUDIES (P4) ^a EQU 150 – No WCU Credit	4 3 3 3 0	ACC 121 – ACCT 252 BUS 225 – ELECTIVE ^b BUS 260 – ELECTIVE ^b WBL 110 – No WCU Credit ECO 251 – ECON 231 (P1) ^a BUS 230 – ELECTIVE ^b	4 3 3 0 3 3
1ST FALL SEMESTER AT WCU	CREDIT	1ST SPRING SEMESTER AT WCU	CREDIT
ENGL 202 (C1) ^a or COMM 201 (C3) ^a WELLNESS (C4) ^a MGT 300 FIN 305 SCIENCE (C5) ^a	3 3 3 3 3	CIS 251 FIN 335 FIN 406 ELECTIVE ^d PERSPECTIVE (P5) ^c	3 3 3 3 3
2ND FALL SEMESTER AT WCU	CREDIT	2ND SPRING SEMESTER AT WCU	CREDIT
QA 305 SCIENCE (C5) ^a FIN ELECTIVE PERSPECTIVE (P6) ^c PERSPECTIVE (P3) ^c	3 3 3 3 3	FIN ELECTIVE FIN ELECTIVE MGT 404 FIN ELECTIVE FIN ELECTIVE	3 3 3 3 3

- a* Courses meet WCU Liberal Studies requirement
- b* Courses count as general electives for the WCU BSBA degree
- c* Must take one P3, P5, and P6 Perspective course. One Perspective course must be an upper level Perspective course taken at WCU.
- d* Replaces First-year Seminar that was waived with transfer of more than 30 hours.

**Appendix D: Eight Semester Plan for Combined Degree Program – Finance (WCU)
Hospitality Track (A25120)**

1ST FALL SEMESTER AT ISOTHERMAL CC [WCU COURSE EQUIV]	CREDIT	1ST SPRING SEMESTER AT ISOTHERMAL CC [WCU COURSE EQUIV]	CREDIT
ACA 115 - COUN 140 ^b BUS 110 – BA 133 (P1) ^a BUS 153 – ELECTIVE ^b CIS 110 – ELECTIVE ^b MKT 120 – MKT 201 HRM 110 – HT 130 ENG 111 – ENGL 101 (C1) ^a	1 3 3 3 3 0 3	BUS 125 –ELECTIVE ^b BUS 137 – ELECTIVE ^b CTS 130 – ELECTIVE ^b COM 231 – COMM 201 (C3) ^a or ENG 112 – ENGL 202 (C1) ^a MAT 151 or MAT 152 – MATH 170 (C2) ^a	3 3 3 3 3
2ND FALL SEMESTER AT ISOTHERMAL CC [WCU COURSE EQUIV]	CREDIT	2ND SPRING SEMESTER AT ISOTHERMAL CC [WCU COURSE EQUIV]	CREDIT
ACC 120 – ACCT 251 BUS 115 – LAW 230 ECO 252 – ECON 232 HUM – LIBERAL STUDIES (P4) ^a MKT 223 – No WCU Credit	4 3 3 3 0	ACC 121 – ACCT 252 BUS 225 – ELECTIVE ^b BUS 260 – ELECTIVE ^b WBL 110 – No WCU Credit ECO 251 – ECON 231 (P1) ^a HRM 140 or 150 – ELECTIVE ^b	4 3 3 0 3 3
1ST FALL SEMESTER AT WCU	CREDIT	1ST SPRING SEMESTER AT WCU	CREDIT
ENGL 202 (C1) ^a or COMM 201 (C3) ^a WELLNESS (C4) ^a MGT 300 FIN 305 SCIENCE (C5) ^a	3 3 3 3 3 3	CIS 251 FIN 335 FIN 406 ELECTIVE ^d PERSPECTIVE (P5) ^c	3 3 3 3 3
2ND FALL SEMESTER AT WCU	CREDIT	2ND SPRING SEMESTER AT WCU	CREDIT
QA 305 SCIENCE (C5) ^a FIN ELECTIVE PERSPECTIVE (P6) ^c PERSPECTIVE (P3) ^c	3 3 3 3 3	FIN ELECTIVE FIN ELECTIVE MGT 404 FIN ELECTIVE FIN ELECTIVE	3 3 3 3 3

a Courses meet WCU Liberal Studies requirement

b Courses count as general electives for the WCU BSBA degree

c Must take one P3, P5, and P6 Perspective course. One Perspective course must be an upper level Perspective course taken at WCU.

d Replaces First-year Seminar that was waived with transfer of more than 30 hours.

**Appendix D: Eight Semester Plan for Combined Degree Program – Management (WCU)
Accounting Track (A25120)**

1ST FALL SEMESTER AT ISOTHERMAL CC [WCU COURSE EQUIV]	CREDIT	1ST SPRING SEMESTER AT ISOTHERMAL CC [WCU COURSE EQUIV]	CREDIT
ACA 115 - COUN 140 ^b	1	BUS 125 – ELECTIVE ^b	3
BUS 110 – BA 133 (P1) ^a	3	BUS 137 –ELECTIVE ^b	3
BUS 153 – ELECTIVE ^b	3	CTS 130 – ELECTIVE ^b	3
CIS 110 – ELECTIVE ^b	3	COM 231 – COMM 201 (C3) ^a or	3
MKT 120 – MKT 201	3	ENG 112 -- ENGL 202 (C1) ^a	
ACC 129 – ELECTIVE ^b	3	MAT 151 or MAT 152 – MATH	3
ENG 111 – ENGL 101 (C1) ^a	3	170 (C2) ^a	
2ND FALL SEMESTER AT ISOTHERMAL CC [WCU COURSE EQUIV]	CREDIT	2ND SPRING SEMESTER AT ISOTHERMAL CC [WCU COURSE EQUIV]	CREDIT
ACC 120 – ACCT 251	4	ACC 121 – ACCT 252	4
BUS 115 – LAW 230	3	BUS 225 – ELECTIVE ^b	3
ECO 252 – ECON 232	3	BUS 260 – ELECTIVE ^b	3
HUM – LIBERAL STUDIES (P4) ^a	3	WBL 110 – No WCU Credit	0
ACC 180 – ELECTIVE ^b	3	ECO 251 – ECON 231 (P1) ^a	3
		ACC 220 – ACCT 275	3
1ST FALL SEMESTER AT WCU	CREDIT	1ST SPRING SEMESTER AT WCU	CREDIT
ENGL 202 (C1) ^a or	3	CIS 251	3
COMM 201 (C3) ^a		MGT 304	3
WELLNESS (C4) ^a	3	MGT 306	3
MGT 300	3	ELECTIVE ^d	3
FIN 305	3	PERSPECTIVE (P5) ^c	3
SCIENCE (C5) ^a	3	MGT 366	3
2ND FALL SEMESTER AT WCU	CREDIT	2ND SPRING SEMESTER AT WCU	CREDIT
QA 305	3	MGT 495	3
SCIENCE (C5) ^a	3	MGT ELECTIVE	3
MGT 367	3	MGT 404	3
MGT 402	3	MGT ELECTIVE	3
PERSPECTIVE (P6) ^c	3	MGT ELECTIVE	3
PERSPECTIVE (P3) ^c	3		

a Courses meet WCU Liberal Studies requirement

b Courses count as general electives for the WCU BSBA degree

c Must take one P3, P5, and P6 Perspective course. One Perspective course must be an upper level Perspective course taken at WCU.

d Replaces First-year Seminar that was waived with transfer of more than 30 hours.

**Appendix D: Eight Semester Plan for Combined Degree Program – Management (WCU)
Entrepreneurship Track (A25120)**

1ST FALL SEMESTER AT ISOTHERMAL CC [WCU COURSE EQUIV]	CREDIT	1ST SPRING SEMESTER AT ISOTHERMAL CC [WCU COURSE EQUIV]	CREDIT
ACA 115 - COUN 140 ^b	1	BUS 125 – ELECTIVE ^b	3
BUS 110 – BA 133 (P1) ^a	3	BUS 137 – ELECTIVE ^b	3
BUS 153 – ELECTIVE ^b	3	CTS 130 – ELECTIVE ^b	3
BUS 139 – ENT 201	3	COM 231 – COMM 201 (C3) ^a or	3
CIS 110 – ELECTIVE ^b	3	ENG 112 -- ENGL 202 (C1) ^a	
MKT 120 – MKT 201	3	MAT 151 or MAT 152 – MATH	3
ENG 111 – ENGL 101 (C1) ^a	3	170 (C2) ^a	
2ND FALL SEMESTER AT ISOTHERMAL CC [WCU COURSE EQUIV]	CREDIT	2ND SPRING SEMESTER AT ISOTHERMAL CC [WCU COURSE EQUIV]	CREDIT
ACC 120 – ACCT 251	4	ACC 121 – ACCT 252	4
BUS 115 – LAW 230	3	BUS 225 – ELECTIVE ^b	3
ECO 252 – ECON 232	3	BUS 230 – ELECTIVE ^b	3
ETR 220 – ENT 250	3	BUS 260 – ELECTIVE ^b	3
HUM – LIBERAL STUDIES (P4) ^a	3	WBL 110 – No WCU Credit	0
		ECO 251 – ECON 231 (P1) ^a	3
1ST FALL SEMESTER AT WCU	CREDIT	1ST SPRING SEMESTER AT WCU	CREDIT
ENGL 202 (C1) ^a or	3	CIS 251	3
COMM 201 (C3) ^a		MGT 304	3
WELLNESS (C4) ^a	3	MGT 306	3
MGT 300	3	ELECTIVE ^d	3
FIN 305	3	PERSPECTIVE (P5) ^c	3
SCIENCE (C5) ^a	3	MGT 366	3
2ND FALL SEMESTER AT WCU	CREDIT	2ND SPRING SEMESTER AT WCU	CREDIT
QA 305	3	MGT 495	3
SCIENCE (C5) ^a	3	MGT ELECTIVE	3
MGT 367	3	MGT 404	3
MGT 402	3	MGT ELECTIVE	3
PERSPECTIVE (P6) ^c	3	MGT ELECTIVE	3
PERSPECTIVE (P3) ^c	3		

a Courses meet WCU Liberal Studies requirement

b Courses count as general electives for the WCU BSBA degree

c Must take one P3, P5, and P6 Perspective course. One Perspective course must be an upper level Perspective course taken at WCU.

d Replaces First-year Seminar that was waived with transfer of more than 30 hours.

**Appendix D: Eight Semester Plan for Combined Degree Program – Management (WCU)
General Business Track (A25120)**

1ST FALL SEMESTER AT ISOTHERMAL CC [WCU COURSE EQUIV]	CREDIT	1ST SPRING SEMESTER AT ISOTHERMAL CC [WCU COURSE EQUIV]	CREDIT
ACA 115 - COUN 140 ^b BUS 110 – BA 133 (P1) ^a BUS 153 – ELECTIVE ^b CIS 110 – ELECTIVE ^b MKT 120 – MKT 201 ACC 129 – ELECTIVE ^b ENG 111 – ENGL 101 (C1) ^a	1 3 3 3 3 3 3	BUS 125 –ELECTIVE ^b BUS 137 – ELECTIVE ^b CTS 130 – ELECTIVE ^b COM 231 – COMM 201 (C3) ^a or ENG 112 -- ENGL 202 (C1) ^a MAT 151 or MAT 152 – MATH 170 (C2) ^a	3 3 3 3 3
2ND FALL SEMESTER AT ISOTHERMAL CC [WCU COURSE EQUIV]	CREDIT	2ND SPRING SEMESTER AT ISOTHERMAL CC [WCU COURSE EQUIV]	CREDIT
ACC 120 – ACCT 251 BUS 115 – LAW 230 BUS 280 – ELECTIVE ^b ECO 252 – ECON 232 HUM – LIBERAL STUDIES (P4) ^a BUS 253 – ELECTIVE ^b	4 3 4 3 3 3	ACC 121 – ACCT 252 BUS 225 – ELECTIVE ^b BUS 260 – ELECTIVE ^b WBL 110 – No WCU Credit ECO 251 – ECON 231 (P1) ^a BUS 230 – ELECTIVE ^b	4 3 3 0 3 3
1ST FALL SEMESTER AT WCU	CREDIT	1ST SPRING SEMESTER AT WCU	CREDIT
ENGL 202 (C1) ^a or COMM 201 (C3) ^a WELLNESS (C4) ^a MGT 300 FIN 305 SCIENCE (C5) ^a	3 3 3 3 3	CIS 251 MGT 304 MGT 306 ELECTIVE ^d PERSPECTIVE (P5) ^c MGT 366	3 3 3 3 3 3
2ND FALL SEMESTER AT WCU	CREDIT	2ND SPRING SEMESTER AT WCU	CREDIT
QA 305 SCIENCE (C5) ^a MGT 367 MGT 402 PERSPECTIVE (P6) ^c PERSPECTIVE (P3) ^c	3 3 3 3 3 3	MGT 495 MGT ELECTIVE MGT 404 MGT ELECTIVE MGT ELECTIVE	3 3 3 3 3

a Courses meet WCU Liberal Studies requirement

b Courses count as general electives for the WCU BSBA degree

c Must take one P3, P5, and P6 Perspective course. One Perspective course must be an upper level Perspective course taken at WCU.

d Replaces First-year Seminar that was waived with transfer of more than 30 hours.

**Appendix D: Eight Semester Plan for Combined Degree Program – Management (WCU)
Marketing Track (A25120)**

1ST FALL SEMESTER AT ISOTHERMAL CC [WCU COURSE EQUIV]	CREDIT	1ST SPRING SEMESTER AT ISOTHERMAL CC [WCU COURSE EQUIV]	CREDIT
ACA 115 - COUN 140 ^b	1	BUS 125 – ELECTIVE ^b	3
BUS 110 – BA 133 (P1) ^a	3	BUS 137 – ELECTIVE ^b	3
BUS 153 – ELECTIVE ^b	3	CTS 130 – ELECTIVE ^b	3
CIS 110 – ELECTIVE ^b	3	COM 231 – COMM 201 (C3) ^a or	3
MKT 120 – MKT 201	3	ENG 112 -- ENGL 202 (C1) ^a	
MKT 123 – MKT 134	3	MAT 151 or MAT 152 – MATH	3
ENG 111 – ENGL 101 (C1) ^a	3	170 (C2) ^a	
2ND FALL SEMESTER AT ISOTHERMAL CC [WCU COURSE EQUIV]	CREDIT	2ND SPRING SEMESTER AT ISOTHERMAL CC [WCU COURSE EQUIV]	CREDIT
ACC 120 – ACCT 251	4	ACC 121 – ACCT 252	4
BUS 115 – LAW 230	3	BUS 225 – ELECTIVE ^b	3
MKT 220 – ELECTIVE ^b	3	BUS 260 – ELECTIVE ^b	3
ECO 252 – ECON 232	3	WBL 110 – No WCU Credit	0
HUM – LIBERAL STUDIES (P4) ^a	3	ECO 251 – ECON 231 (P1) ^a	3
		MKT 223 – No WCU Credit	0
1ST FALL SEMESTER AT WCU	CREDIT	1ST SPRING SEMESTER AT WCU	CREDIT
ENGL 202 (C1) ^a or	3	CIS 251	3
COMM 201 (C3) ^a		MGT 304	3
WELLNESS (C4) ^a	3	MGT 306	3
MGT 300	3	ELECTIVE ^d	3
FIN 305	3	PERSPECTIVE (P5) ^c	3
SCIENCE (C5) ^a	3	MGT 366	3
2ND FALL SEMESTER AT WCU	CREDIT	2ND SPRING SEMESTER AT WCU	CREDIT
QA 305	3	MGT 495	3
SCIENCE (C5) ^a	3	MGT ELECTIVE	3
MGT 367	3	MGT 404	3
MGT 402	3	MGT ELECTIVE	3
PERSPECTIVE (P6) ^c	3	MGT ELECTIVE	3
PERSPECTIVE (P3) ^c	3		

a Courses meet WCU Liberal Studies requirement

b Courses count as general electives for the WCU BSBA degree

c Must take one P3, P5, and P6 Perspective course. One Perspective course must be an upper level Perspective course taken at WCU.

d Replaces First-year Seminar that was waived with transfer of more than 30 hours.

**Appendix D: Eight Semester Plan for Combined Degree Program – Management (WCU)
Technology Track (A25120)**

1ST FALL SEMESTER AT ISOTHERMAL CC [WCU COURSE EQUIV]	CREDIT	1ST SPRING SEMESTER AT ISOTHERMAL CC [WCU COURSE EQUIV]	CREDIT
ACA 115 - COUN 140 ^b BUS 110 – BA 133 (P1) ^a BUS 153 – ELECTIVE ^b CIS 110 – ELECTIVE ^b MKT 120 – MKT 201 CTS 125 – No WCU Credit ENG 111 – ENGL 101 (C1) ^a	1 3 3 3 3 0 3	BUS 125 – ELECTIVE ^b BUS 137 – ELECTIVE ^b CTS 130 – ELECTIVE ^b COM 231 – COMM 201 (C3) ^a or ENG 112 -- ENGL 202 (C1) ^a MAT 151 or MAT 152 – MATH 170 (C2) ^a	3 3 3 3 3
2ND FALL SEMESTER AT ISOTHERMAL CC [WCU COURSE EQUIV]	CREDIT	2ND SPRING SEMESTER AT ISOTHERMAL CC [WCU COURSE EQUIV]	CREDIT
ACC 120 – ACCT 251 BUS 115 – LAW 230 WEB 140 – No WCU Credit ECO 252 – ECON 232 HUM – LIBERAL STUDIES (P4) ^a DBA 110 – CIS 253	4 3 0 3 3 3	ACC 121 – ACCT 252 BUS 225 – ELECTIVE ^b BUS 260 – ELECTIVE ^b WBL 110 – No WCU Credit ECO 251 – ECON 231 (P1) ^a	4 3 3 0 3
1ST FALL SEMESTER AT WCU	CREDIT	1ST SPRING SEMESTER AT WCU	CREDIT
ENGL 202 (C1) ^a or COMM 201 (C3) ^a WELLNESS (C4) ^a MGT 300 FIN 305 SCIENCE (C5) ^a	3 3 3 3 3 3	CIS 251 MGT 304 MGT 306 ELECTIVE ^d PERSPECTIVE (P5) ^c MGT 366	3 3 3 3 3 3
2ND FALL SEMESTER AT WCU	CREDIT	2ND SPRING SEMESTER AT WCU	CREDIT
QA 305 SCIENCE (C5) ^a MGT 367 MGT 402 PERSPECTIVE (P6) ^c PERSPECTIVE (P3) ^c	3 3 3 3 3 3	MGT 495 MGT ELECTIVE MGT 404 MGT ELECTIVE MGT ELECTIVE	3 3 3 3 3

a Courses meet WCU Liberal Studies requirement

b Courses count as general electives for the WCU BSBA degree

c Must take one P3, P5, and P6 Perspective course. One Perspective course must be an upper level Perspective course taken at WCU.

d Replaces First-year Seminar that was waived with transfer of more than 30 hours.

**Appendix D: Eight Semester Plan for Combined Degree Program – Management (WCU)
Equine Business Technology Track (A25120)**

1ST FALL SEMESTER AT ISOTHERMAL CC [WCU COURSE EQUIV]	CREDIT	1ST SPRING SEMESTER AT ISOTHERMAL CC [WCU COURSE EQUIV]	CREDIT
ACA 115 - COUN 140 ^b BUS 110 – BA 133 (P1) ^a BUS 153 – ELECTIVE ^b CIS 110 – ELECTIVE ^b MKT 120 – MKT 201 EQU 111 – No WCU Credit ENG 111 – ENGL 101 (C1) ^a	1 3 3 3 3 0 3	BUS 125 –ELECTIVE ^b BUS 137 – ELECTIVE ^b CTS 130 – ELECTIVE ^b COM 231 – COMM 201 (C3) ^a or ENG 112 – ENGL 202 (C1) ^a MAT 151 or MAT 152 – MATH 170 (C2) ^a	3 3 3 3 3
2ND FALL SEMESTER AT ISOTHERMAL CC [WCU COURSE EQUIV]	CREDIT	2ND SPRING SEMESTER AT ISOTHERMAL CC [WCU COURSE EQUIV]	CREDIT
ACC 120 – ACCT 251 BUS 115 – LAW 230 ECO 252 – ECON 232 HUM – LIBERAL STUDIES (P4) ^a EQU 150 – No WCU Credit	4 3 3 3 0	ACC 121 – ACCT 252 BUS 225 – ELECTIVE ^b BUS 260 – ELECTIVE ^b WBL 110 – No WCU Credit ECO 251 – ECON 231 (P1) ^a BUS 230 – ELECTIVE ^b	4 3 3 0 3 3
1ST FALL SEMESTER AT WCU	CREDIT	1ST SPRING SEMESTER AT WCU	CREDIT
ENGL 202 (C1) ^a or COMM 201 (C3) ^a WELLNESS (C4) ^a MGT 300 FIN 305 SCIENCE (C5) ^a	3 3 3 3 3 3	CIS 251 MGT 304 MGT 306 ELECTIVE ^d PERSPECTIVE (P5) ^c MGT 366	3 3 3 3 3 3
2ND FALL SEMESTER AT WCU	CREDIT	2ND SPRING SEMESTER AT WCU	CREDIT
QA 305 SCIENCE (C5) ^a MGT 367 MGT 402 PERSPECTIVE (P6) ^c PERSPECTIVE (P3) ^c	3 3 3 3 3 3	MGT 495 MGT ELECTIVE MGT 404 MGT ELECTIVE MGT ELECTIVE	3 3 3 3 3

a Courses meet WCU Liberal Studies requirement

b Courses count as general electives for the WCU BSBA degree

c Must take one P3, P5, and P6 Perspective course. One Perspective course must be an upper level Perspective course taken at WCU.

d Replaces First-year Seminar that was waived with transfer of more than 30 hours.

**Appendix D: Eight Semester Plan for Combined Degree Program – Management (WCU)
Hospitality Track (A25120)**

1ST FALL SEMESTER AT ISOTHERMAL CC [WCU COURSE EQUIV]	CREDIT	1ST SPRING SEMESTER AT ISOTHERMAL CC [WCU COURSE EQUIV]	CREDIT
ACA 115 - COUN 140 ^b BUS 110 – BA 133 (P1) ^a BUS 153 – ELECTIVE ^b CIS 110 – ELECTIVE ^b MKT 120 – MKT 201 HRM 110 – HT 130 ENG 111 – ENGL 101 (C1) ^a	1 3 3 3 3 0 3	BUS 125 – ELECTIVE ^b BUS 137 – ELECTIVE ^b CTS 130 – ELECTIVE ^b COM 231 – COMM 201 (C3) ^a or ENG 112 – ENGL 202 (C1) ^a MAT 151 or MAT 152 – MATH 170 (C2) ^a	3 3 3 3 3
2ND FALL SEMESTER AT ISOTHERMAL CC [WCU COURSE EQUIV]	CREDIT	2ND SPRING SEMESTER AT ISOTHERMAL CC [WCU COURSE EQUIV]	CREDIT
ACC 120 – ACCT 251 BUS 115 – LAW 230 ECO 252 – ECON 232 HUM – LIBERAL STUDIES (P4) ^a MKT 223 – No WCU Credit	4 3 3 3 0	ACC 121 – ACCT 252 BUS 225 – ELECTIVE ^b BUS 260 – ELECTIVE ^b WBL 110 – No WCU Credit ECO 251 – ECON 231 (P1) ^a HRM 140 or 150 – ELECTIVE ^b	4 3 3 0 3 3
1ST FALL SEMESTER AT WCU	CREDIT	1ST SPRING SEMESTER AT WCU	CREDIT
ENGL 202 (C1) ^a or COMM 201 (C3) ^a WELLNESS (C4) ^a MGT 300 FIN 305 SCIENCE (C5) ^a	3 3 3 3 3 3	CIS 251 MGT 304 MGT 306 ELECTIVE ^d PERSPECTIVE (P5) ^c MGT 366	3 3 3 3 3 3
2ND FALL SEMESTER AT WCU	CREDIT	2ND SPRING SEMESTER AT WCU	CREDIT
QA 305 SCIENCE (C5) ^a MGT 367 MGT 402 PERSPECTIVE (P6) ^c PERSPECTIVE (P3) ^c	3 3 3 3 3 3	MGT 495 MGT ELECTIVE MGT 404 MGT ELECTIVE MGT ELECTIVE	3 3 3 3 3

a Courses meet WCU Liberal Studies requirement

b Courses count as general electives for the WCU BSBA degree

c Must take one P3, P5, and P6 Perspective course. One Perspective course must be an upper level Perspective course taken at WCU.

d Replaces First-year Seminar that was waived with transfer of more than 30 hours.

**Appendix D: Eight Semester Plan for Combined Degree Program – Marketing (WCU)
Accounting Track (A25120)**

1ST FALL SEMESTER AT ISOTHERMAL CC [WCU COURSE EQUIV]	CREDIT	1ST SPRING SEMESTER AT ISOTHERMAL CC [WCU COURSE EQUIV]	CREDIT
ACA 115 - COUN 140 ^b BUS 110 – BA 133 (P1) ^a BUS 153 – ELECTIVE ^b CIS 110 – ELECTIVE ^b MKT 120 – MKT 201 ACC 129 – ELECTIVE ^b ENG 111 – ENGL 101 (C1) ^a	1 3 3 3 3 3 3	BUS 125 – ELECTIVE ^b BUS 137 – ELECTIVE ^b CTS 130 – ELECTIVE ^b COM 231 – COMM 201 (C3) ^a or ENG 112 -- ENGL 202 (C1) ^a MAT 151 or MAT 152 – MATH 170 (C2) ^a	3 3 3 3 3 3
2ND FALL SEMESTER AT ISOTHERMAL CC [WCU COURSE EQUIV]	CREDIT	2ND SPRING SEMESTER AT ISOTHERMAL CC [WCU COURSE EQUIV]	CREDIT
ACC 120 – ACCT 251 BUS 115 – LAW 230 ECO 252 – ECON 232 HUM – LIBERAL STUDIES (P4) ^a ACC 180 – ELECTIVE ^b	4 3 3 3 3	ACC 121 – ACCT 252 BUS 225 – ELECTIVE ^b BUS 260 – ELECTIVE ^b WBL 110 – No WCU Credit ECO 251 – ECON 231 (P1) ^a ACC 220 – ACCT 275	4 3 3 0 3 3
1ST FALL SEMESTER AT WCU	CREDIT	1ST SPRING SEMESTER AT WCU	CREDIT
ENGL 202 (C1) ^a or COMM 201 (C3) ^a WELLNESS (C4) ^a MGT 300 FIN 305 SCIENCE (C5) ^a	3 3 3 3 3 3	CIS 251 MKT 206 MKT 303 ELECTIVE ^d PERSPECTIVE (P5) ^c	3 3 3 3 3
2ND FALL SEMESTER AT WCU	CREDIT	2ND SPRING SEMESTER AT WCU	CREDIT
QA 305 SCIENCE (C5) ^a MKT 475 PERSPECTIVE (P6) ^c PERSPECTIVE (P3) ^c	3 3 3 3 3	MKT ELECTIVE MKT ELECTIVE MGT 404 MKT ELECTIVE MKT ELECTIVE	3 3 3 3 3

a Courses meet WCU Liberal Studies requirement

b Courses count as general electives for the WCU BSBA degree

c Must take one P3, P5, and P6 Perspective course. One Perspective course must be an upper level Perspective course taken at WCU.

d Replaces First-year Seminar that was waived with transfer of more than 30 hours.

**Appendix D: Eight Semester Plan for Combined Degree Program – Marketing (WCU)
Entrepreneurship Track (A25120)**

1ST FALL SEMESTER AT ISOTHERMAL CC [WCU COURSE EQUIV]	CREDIT	1ST SPRING SEMESTER AT ISOTHERMAL CC [WCU COURSE EQUIV]	CREDIT
ACA 115 - COUN 140 ^b BUS 110 – BA 133 (P1) ^a BUS 153 – ELECTIVE ^b BUS 139 – ENT 201 CIS 110 – ELECTIVE ^b MKT 120 – MKT 201 ENG 111 – ENGL 101 (C1) ^a	1 3 3 3 3 3 3	BUS 125 – ELECTIVE ^b BUS 137 – ELECTIVE ^b CTS 130 – ELECTIVE ^b COM 231 – COMM 201 (C3) ^a or ENG 112 -- ENGL 202 (C1) ^a MAT 151 or MAT 152 – MATH 170 (C2) ^a	3 3 3 3 3 3
2ND FALL SEMESTER AT ISOTHERMAL CC [WCU COURSE EQUIV]	CREDIT	2ND SPRING SEMESTER AT ISOTHERMAL CC [WCU COURSE EQUIV]	CREDIT
ACC 120 – ACCT 251 BUS 115 – LAW 230 ECO 252 – ECON 232 ETR 220 – ENT 250 HUM – LIBERAL STUDIES (P4) ^a	4 3 3 3 3	ACC 121 – ACCT 252 BUS 225 – ELECTIVE ^b BUS 230 – ELECTIVE ^b BUS 260 – ELECTIVE ^b WBL 110 – No WCU Credit ECO 251 – ECON 231 (P1) ^a	4 3 3 3 0 3
1ST FALL SEMESTER AT WCU	CREDIT	1ST SPRING SEMESTER AT WCU	CREDIT
ENGL 202 (C1) ^a or COMM 201 (C3) ^a WELLNESS (C4) ^a MGT 300 FIN 305 SCIENCE (C5) ^a	3 3 3 3 3	CIS 251 MKT 206 MKT 303 ELECTIVE ^d PERSPECTIVE (P5) ^c	3 3 3 3 3
2ND FALL SEMESTER AT WCU	CREDIT	2ND SPRING SEMESTER AT WCU	CREDIT
QA 305 SCIENCE (C5) ^a MKT 475 PERSPECTIVE (P6) ^c PERSPECTIVE (P3) ^c	3 3 3 3 3	MKT ELECTIVE MKT ELECTIVE MGT 404 MKT ELECTIVE MKT ELECTIVE	3 3 3 3 3

a Courses meet WCU Liberal Studies requirement

b Courses count as general electives for the WCU BSBA degree

c Must take one P3, P5, and P6 Perspective course. One Perspective course must be an upper level Perspective course taken at WCU.

d Replaces First-year Seminar that was waived with transfer of more than 30 hours.

**Appendix D: Eight Semester Plan for Combined Degree Program – Marketing (WCU)
General Business Track (A25120)**

1ST FALL SEMESTER AT ISOTHERMAL CC [WCU COURSE EQUIV]	CREDIT	1ST SPRING SEMESTER AT ISOTHERMAL CC [WCU COURSE EQUIV]	CREDIT
ACA 115 - COUN 140 ^b	1	BUS 125 –ELECTIVE ^b	3
BUS 110 – BA 133 (P1) ^a	3	BUS 137 – ELECTIVE ^b	3
BUS 153 – ELECTIVE ^b	3	CTS 130 – ELECTIVE ^b	3
CIS 110 – ELECTIVE ^b	3	COM 231 – COMM 201 (C3) ^a or	3
MKT 120 – MKT 201	3	ENG 112 -- ENGL 202 (C1) ^a	
ACC 129 – ELECTIVE ^b	3	MAT 151 or MAT 152 – MATH	3
ENG 111 – ENGL 101 (C1) ^a	3	170 (C2) ^a	
2ND FALL SEMESTER AT ISOTHERMAL CC [WCU COURSE EQUIV]	CREDIT	2ND SPRING SEMESTER AT ISOTHERMAL CC [WCU COURSE EQUIV]	CREDIT
ACC 120 – ACCT 251	4	ACC 121 – ACCT 252	4
BUS 115 – LAW 230	3	BUS 225 – ELECTIVE ^b	3
BUS 280 – ELECTIVE ^b	4	BUS 260 – ELECTIVE ^b	3
ECO 252 – ECON 232	3	WBL 110 – No WCU Credit	0
HUM – LIBERAL STUDIES (P4) ^a	3	ECO 251 – ECON 231 (P1) ^a	3
BUS 253 – ELECTIVE ^b	3	BUS 230 – ELECTIVE ^b	3
1ST FALL SEMESTER AT WCU	CREDIT	1ST SPRING SEMESTER AT WCU	CREDIT
ENGL 202 (C1) ^a or	3	CIS 251	3
COMM 201 (C3) ^a		MKT 206	3
WELLNESS (C4) ^a	3	MKT 303	3
MGT 300	3	ELECTIVE ^d	3
FIN 305	3	PERSPECTIVE (P5) ^c	3
SCIENCE (C5) ^a	3		
2ND FALL SEMESTER AT WCU	CREDIT	2ND SPRING SEMESTER AT WCU	CREDIT
QA 305	3	MKT ELECTIVE	3
SCIENCE (C5) ^a	3	MKT ELECTIVE	3
MKT 475	3	MGT 404	3
PERSPECTIVE (P6) ^c	3	MKT ELECTIVE	3
PERSPECTIVE (P3) ^c	3	MKT ELECTIVE	3

a Courses meet WCU Liberal Studies requirement

b Courses count as general electives for the WCU BSBA degree

c Must take one P3, P5, and P6 Perspective course. One Perspective course must be an upper level Perspective course taken at WCU.

d Replaces First-year Seminar that was waived with transfer of more than 30 hours.

**Appendix D: Eight Semester Plan for Combined Degree Program – Marketing (WCU)
Marketing Track (A25120)**

1ST FALL SEMESTER AT ISOTHERMAL CC [WCU COURSE EQUIV]	CREDIT	1ST SPRING SEMESTER AT ISOTHERMAL CC [WCU COURSE EQUIV]	CREDIT
ACA 115 - COUN 140 ^b BUS 110 – BA 133 (P1) ^a BUS 153 – ELECTIVE ^b CIS 110 – ELECTIVE ^b MKT 120 – MKT 201 MKT 123 – MKT 134 ENG 111 – ENGL 101 (C1) ^a	1 3 3 3 3 3 3	BUS 125 – ELECTIVE ^b BUS 137 – ELECTIVE ^b CTS 130 – ELECTIVE ^b COM 231 – COMM 201 (C3) ^a or ENG 112 -- ENGL 202 (C1) ^a MAT 151 or MAT 152 – MATH 170 (C2) ^a	3 3 3 3 3
2ND FALL SEMESTER AT ISOTHERMAL CC [WCU COURSE EQUIV]	CREDIT	2ND SPRING SEMESTER AT ISOTHERMAL CC [WCU COURSE EQUIV]	CREDIT
ACC 120 – ACCT 251 BUS 115 – LAW 230 MKT 220 – ELECTIVE ^b ECO 252 – ECON 232 HUM – LIBERAL STUDIES (P4) ^a	4 3 3 3 3	ACC 121 – ACCT 252 BUS 225 – ELECTIVE ^b BUS 260 – ELECTIVE ^b WBL 110 – No WCU Credit ECO 251 – ECON 231 (P1) ^a MKT 223 – No WCU Credit	4 3 3 0 3 0
1ST FALL SEMESTER AT WCU	CREDIT	1ST SPRING SEMESTER AT WCU	CREDIT
ENGL 202 (C1) ^a or COMM 201 (C3) ^a WELLNESS (C4) ^a MGT 300 FIN 305 SCIENCE (C5) ^a	3 3 3 3 3 3	CIS 251 MKT 206 MKT 303 ELECTIVE ^d PERSPECTIVE (P5) ^c	3 3 3 3 3
2ND FALL SEMESTER AT WCU	CREDIT	2ND SPRING SEMESTER AT WCU	CREDIT
QA 305 SCIENCE (C5) ^a MKT 475 PERSPECTIVE (P6) ^c PERSPECTIVE (P3) ^c	3 3 3 3 3	MKT ELECTIVE MKT ELECTIVE MGT 404 MKT ELECTIVE MKT ELECTIVE	3 3 3 3 3

- a* Courses meet WCU Liberal Studies requirement
- b* Courses count as general electives for the WCU BSBA degree
- c* Must take one P3, P5, and P6 Perspective course. One Perspective course must be an upper level Perspective course taken at WCU.
- d* Replaces First-year Seminar that was waived with transfer of more than 30 hours.

**Appendix D: Eight Semester Plan for Combined Degree Program – Marketing (WCU)
Technology Track (A25120)**

1ST FALL SEMESTER AT ISOTHERMAL CC [WCU COURSE EQUIV]	CREDIT	1ST SPRING SEMESTER AT ISOTHERMAL CC [WCU COURSE EQUIV]	CREDIT
ACA 115 - COUN 140 ^b BUS 110 – BA 133 (P1) ^a BUS 153 – ELECTIVE ^b CIS 110 – ELECTIVE ^b MKT 120 – MKT 201 CTS 125 – No WCU Credit ENG 111 – ENGL 101 (C1) ^a	1 3 3 3 3 0 3	BUS 125 – ELECTIVE ^b BUS 137 – ELECTIVE ^b CTS 130 – ELECTIVE ^b COM 231 – COMM 201 (C3) ^a or ENG 112 -- ENGL 202 (C1) ^a MAT 151 or MAT 152 – MATH 170 (C2) ^a	3 3 3 3 3
2ND FALL SEMESTER AT ISOTHERMAL CC [WCU COURSE EQUIV]	CREDIT	2ND SPRING SEMESTER AT ISOTHERMAL CC [WCU COURSE EQUIV]	CREDIT
ACC 120 – ACCT 251 BUS 115 – LAW 230 WEB 140 – No WCU Credit ECO 252 – ECON 232 HUM – LIBERAL STUDIES (P4) ^a DBA 110 – CIS 253	4 3 0 3 3 3	ACC 121 – ACCT 252 BUS 225 – ELECTIVE ^b BUS 260 – ELECTIVE ^b WBL 110 – No WCU Credit ECO 251 – ECON 231 (P1) ^a	4 3 3 0 3
1ST FALL SEMESTER AT WCU	CREDIT	1ST SPRING SEMESTER AT WCU	CREDIT
ENGL 202 (C1) ^a or COMM 201 (C3) ^a WELLNESS (C4) ^a MGT 300 FIN 305 SCIENCE (C5) ^a	3 3 3 3 3 3	CIS 251 MKT 206 MKT 303 ELECTIVE ^d PERSPECTIVE (P5) ^c	3 3 3 3 3
2ND FALL SEMESTER AT WCU	CREDIT	2ND SPRING SEMESTER AT WCU	CREDIT
QA 305 SCIENCE (C5) ^a MKT 475 PERSPECTIVE (P6) ^c PERSPECTIVE (P3) ^c	3 3 3 3 3	MKT ELECTIVE MKT ELECTIVE MGT 404 MKT ELECTIVE MKT ELECTIVE	3 3 3 3 3

a Courses meet WCU Liberal Studies requirement

b Courses count as general electives for the WCU BSBA degree

c Must take one P3, P5, and P6 Perspective course. One Perspective course must be an upper level Perspective course taken at WCU.

d Replaces First-year Seminar that was waived with transfer of more than 30 hours.

**Appendix D: Eight Semester Plan for Combined Degree Program – Marketing (WCU)
Equine Business Technology Track (A25120)**

1ST FALL SEMESTER AT ISOTHERMAL CC [WCU COURSE EQUIV]	CREDIT	1ST SPRING SEMESTER AT ISOTHERMAL CC [WCU COURSE EQUIV]	CREDIT
ACA 115 - COUN 140 ^b BUS 110 – BA 133 (P1) ^a BUS 153 – ELECTIVE ^b CIS 110 – ELECTIVE ^b MKT 120 – MKT 201 EQU 111 – No WCU Credit ENG 111 – ENGL 101 (C1) ^a	1 3 3 3 3 0 3	BUS 125 –ELECTIVE ^b BUS 137 – ELECTIVE ^b CTS 130 – ELECTIVE ^b COM 231 – COMM 201 (C3) ^a or ENG 112 – ENGL 202 (C1) ^a MAT 151 or MAT 152 – MATH 170 (C2) ^a	3 3 3 3 3
2ND FALL SEMESTER AT ISOTHERMAL CC [WCU COURSE EQUIV]	CREDIT	2ND SPRING SEMESTER AT ISOTHERMAL CC [WCU COURSE EQUIV]	CREDIT
ACC 120 – ACCT 251 BUS 115 – LAW 230 ECO 252 – ECON 232 HUM – LIBERAL STUDIES (P4) ^a EQU 150 – No WCU Credit	4 3 3 3 0	ACC 121 – ACCT 252 BUS 225 – ELECTIVE ^b BUS 260 – ELECTIVE ^b WBL 110 – No WCU Credit ECO 251 – ECON 231 (P1) ^a BUS 230 – ELECTIVE ^b	4 3 3 0 3 3
1ST FALL SEMESTER AT WCU	CREDIT	1ST SPRING SEMESTER AT WCU	CREDIT
ENGL 202 (C1) ^a or COMM 201 (C3) ^a WELLNESS (C4) ^a MGT 300 FIN 305 SCIENCE (C5) ^a	3 3 3 3 3 3	CIS 251 MKT 206 MKT 303 ELECTIVE ^d PERSPECTIVE (P5) ^c	3 3 3 3 3
2ND FALL SEMESTER AT WCU	CREDIT	2ND SPRING SEMESTER AT WCU	CREDIT
QA 305 SCIENCE (C5) ^a MKT 475 PERSPECTIVE (P6) ^c PERSPECTIVE (P3) ^c	3 3 3 3 3	MKT ELECTIVE MKT ELECTIVE MGT 404 MKT ELECTIVE MKT ELECTIVE	3 3 3 3 3

- a* Courses meet WCU Liberal Studies requirement
- b* Courses count as general electives for the WCU BSBA degree
- c* Must take one P3, P5, and P6 Perspective course. One Perspective course must be an upper level Perspective course taken at WCU.
- d* Replaces First-year Seminar that was waived with transfer of more than 30 hours.

**Appendix D: Eight Semester Plan for Combined Degree Program – Marketing (WCU)
Hospitality Track (A25120)**

1ST FALL SEMESTER AT ISOTHERMAL CC [WCU COURSE EQUIV]	CREDIT	1ST SPRING SEMESTER AT ISOTHERMAL CC [WCU COURSE EQUIV]	CREDIT
ACA 115 - COUN 140 ^b BUS 110 – BA 133 (P1) ^a BUS 153 – ELECTIVE ^b CIS 110 – ELECTIVE ^b MKT 120 – MKT 201 HRM 110 – HT 130 ENG 111 – ENGL 101 (C1) ^a	1 3 3 3 3 0 3	BUS 125 –ELECTIVE ^b BUS 137 – ELECTIVE ^b CTS 130 – ELECTIVE ^b COM 231 – COMM 201 (C3) ^a or ENG 112 – ENGL 202 (C1) ^a MAT 151 or MAT 152 – MATH 170 (C2) ^a	3 3 3 3 3
2ND FALL SEMESTER AT ISOTHERMAL CC [WCU COURSE EQUIV]	CREDIT	2ND SPRING SEMESTER AT ISOTHERMAL CC [WCU COURSE EQUIV]	CREDIT
ACC 120 – ACCT 251 BUS 115 – LAW 230 ECO 252 – ECON 232 HUM – LIBERAL STUDIES (P4) ^a MKT 223 – No WCU Credit	4 3 3 3 0	ACC 121 – ACCT 252 BUS 225 – ELECTIVE ^b BUS 260 – ELECTIVE ^b WBL 110 – No WCU Credit ECO 251 – ECON 231 (P1) ^a HRM 140 or 150 – ELECTIVE ^b	4 3 3 0 3 3
1ST FALL SEMESTER AT WCU	CREDIT	1ST SPRING SEMESTER AT WCU	CREDIT
ENGL 202 (C1) ^a or COMM 201 (C3) ^a WELLNESS (C4) ^a MGT 300 FIN 305 SCIENCE (C5) ^a	3 3 3 3 3 3	CIS 251 MKT 206 MKT 303 ELECTIVE ^d PERSPECTIVE (P5) ^c	3 3 3 3 3
2ND FALL SEMESTER AT WCU	CREDIT	2ND SPRING SEMESTER AT WCU	CREDIT
QA 305 SCIENCE (C5) ^a MKT 475 PERSPECTIVE (P6) ^c PERSPECTIVE (P3) ^c	3 3 3 3 3	MKT ELECTIVE MKT ELECTIVE MGT 404 MKT ELECTIVE MKT ELECTIVE	3 3 3 3 3

a Courses meet WCU Liberal Studies requirement

b Courses count as general electives for the WCU BSBA degree

c Must take one P3, P5, and P6 Perspective course. One Perspective course must be an upper level Perspective course taken at WCU.

d Replaces First-year Seminar that was waived with transfer of more than 30 hours.

**Appendix D: Eight Semester Plan for Combined Degree Program – Sport Management (WCU)
Accounting Track (A25120)**

1ST FALL SEMESTER AT ISOTHERMAL CC [WCU COURSE EQUIV]	CREDIT	1ST SPRING SEMESTER AT ISOTHERMAL CC [WCU COURSE EQUIV]	CREDIT
ACA 115 - COUN 140 ^b BUS 110 – BA 133 (P1) ^a BUS 153 – ELECTIVE ^b CIS 110 – ELECTIVE ^b MKT 120 – MKT 201 ACC 129 – ELECTIVE ^b ENG 111 – ENGL 101 (C1) ^a	1 3 3 3 3 3 3	BUS 125 – ELECTIVE ^b BUS 137 – ELECTIVE ^b CTS 130 – ELECTIVE ^b COM 231 – COMM 201 (C3) ^a or ENG 112 -- ENGL 202 (C1) ^a MAT 151 or MAT 152 – MATH 170 (C2) ^a	3 3 3 3 3 3
2ND FALL SEMESTER AT ISOTHERMAL CC [WCU COURSE EQUIV]	CREDIT	2ND SPRING SEMESTER AT ISOTHERMAL CC [WCU COURSE EQUIV]	CREDIT
ACC 120 – ACCT 251 BUS 115 – LAW 230 ECO 252 – ECON 232 HUM – LIBERAL STUDIES (P4) ^a ACC 180 – ELECTIVE ^b	4 3 3 3 3	ACC 121 – ACCT 252 BUS 225 – ELECTIVE ^b BUS 260 – ELECTIVE ^b WBL 110 – No WCU Credit ECO 251 – ECON 231 (P1) ^a ACC 220 – ACCT 275	4 3 3 0 3 3
1ST FALL SEMESTER AT WCU	CREDIT	1ST SPRING SEMESTER AT WCU	CREDIT
ENGL 202 (C1) ^a or COMM 201 (C3) ^a WELLNESS (C4) ^a MGT 300 FIN 305 SCIENCE (C5) ^a SM 260	3 3 3 3 3 3 3	CIS 251 SM 340 SM 361 SM 420 ELECTIVE ^d PERSPECTIVE (P5) ^c	3 3 3 3 3 3
2ND FALL SEMESTER AT WCU	CREDIT	2ND SPRING SEMESTER AT WCU	CREDIT
QA 305 SCIENCE (C5) ^a SM 423 SM 435 SM 460 PERSPECTIVE (P3) ^c	3 3 3 3 3 3	SM 445 SM 484 MGT 404 SM 485 SM 495 PERSPECTIVE (P6) ^c	3 3 3 3 3 3

a Courses meet WCU Liberal Studies requirement

b Courses count as general electives for the WCU BSBA degree

c Must take one P3, P5, and P6 Perspective course. One Perspective course must be an upper level Perspective course taken at WCU.

d Replaces First-year Seminar that was waived with transfer of more than 30 hours.

Appendix D: Eight Semester Plan for Combined Degree Program – Sport Management (WCU) Entrepreneurship Track (A25120)

1ST FALL SEMESTER AT ISOTHERMAL CC [WCU COURSE EQUIV]	CREDIT	1ST SPRING SEMESTER AT ISOTHERMAL CC [WCU COURSE EQUIV]	CREDIT
ACA 115 - COUN 140 ^b	1	BUS 125 – ELECTIVE ^b	3
BUS 110 – BA 133 (P1) ^a	3	BUS 137 – ELECTIVE ^b	3
BUS 153 – ELECTIVE ^b	3	CTS 130 – ELECTIVE ^b	3
BUS 139 – ENT 201	3	COM 231 – COMM 201 (C3) ^a or	3
CIS 110 – ELECTIVE ^b	3	ENG 112 -- ENGL 202 (C1) ^a	
MKT 120 – MKT 201	3	MAT 151 or MAT 152 – MATH	3
ENG 111 – ENGL 101 (C1) ^a	3	170 (C2) ^a	
2ND FALL SEMESTER AT ISOTHERMAL CC [WCU COURSE EQUIV]	CREDIT	2ND SPRING SEMESTER AT ISOTHERMAL CC [WCU COURSE EQUIV]	CREDIT
ACC 120 – ACCT 251	4	ACC 121 – ACCT 252	4
BUS 115 – LAW 230	3	BUS 225 – ELECTIVE ^b	3
ECO 252 – ECON 232	3	BUS 230 – ELECTIVE ^b	3
ETR 220 – ENT 250	3	BUS 260 – ELECTIVE ^b	3
HUM – LIBERAL STUDIES (P4) ^a	3	WBL 110 – No WCU Credit	0
		ECO 251 – ECON 231 (P1) ^a	3
1ST FALL SEMESTER AT WCU	CREDIT	1ST SPRING SEMESTER AT WCU	CREDIT
ENGL 202 (C1) ^a or	3	CIS 251	3
COMM 201 (C3) ^a		SM 340	3
WELLNESS (C4) ^a	3	SM 361	3
MGT 300	3	SM 420	3
FIN 305	3	ELECTIVE ^d	3
SCIENCE (C5) ^a	3	PERSPECTIVE (P5) ^c	3
SM 260	3		
2ND FALL SEMESTER AT WCU	CREDIT	2ND SPRING SEMESTER AT WCU	CREDIT
QA 305	3	SM 445	3
SCIENCE (C5) ^a	3	SM 484	3
SM 423	3	MGT 404	3
SM 435	3	SM 485	3
SM 460	3	SM 495	3
PERSPECTIVE (P3) ^c	3	PERSPECTIVE (P6) ^c	3

a Courses meet WCU Liberal Studies requirement

b Courses count as general electives for the WCU BSBA degree

c Must take one P3, P5, and P6 Perspective course. One Perspective course must be an upper level Perspective course taken at WCU.

d Replaces First-year Seminar that was waived with transfer of more than 30 hours.

**Appendix D: Eight Semester Plan for Combined Degree Program – Sport Management (WCU)
General Business Track (A25120)**

1ST FALL SEMESTER AT ISOTHERMAL CC [WCU COURSE EQUIV]	CREDIT	1ST SPRING SEMESTER AT ISOTHERMAL CC [WCU COURSE EQUIV]	CREDIT
ACA 115 - COUN 140 ^b BUS 110 – BA 133 (P1) ^a BUS 153 – ELECTIVE ^b CIS 110 – ELECTIVE ^b MKT 120 – MKT 201 ACC 129 – ELECTIVE ^b ENG 111 – ENGL 101 (C1) ^a	1 3 3 3 3 3 3	BUS 125 –ELECTIVE ^b BUS 137 – ELECTIVE ^b CTS 130 – ELECTIVE ^b COM 231 – COMM 201 (C3) ^a or ENG 112 -- ENGL 202 (C1) ^a MAT 151 or MAT 152 – MATH 170 (C2) ^a	3 3 3 3 3 3
2ND FALL SEMESTER AT ISOTHERMAL CC [WCU COURSE EQUIV]	CREDIT	2ND SPRING SEMESTER AT ISOTHERMAL CC [WCU COURSE EQUIV]	CREDIT
ACC 120 – ACCT 251 BUS 115 – LAW 230 BUS 280 – ELECTIVE ^b ECO 252 – ECON 232 HUM – LIBERAL STUDIES (P4) ^a BUS 253 – ELECTIVE ^b	4 3 4 3 3 3	ACC 121 – ACCT 252 BUS 225 – ELECTIVE ^b BUS 260 – ELECTIVE ^b WBL 110 – No WCU Credit ECO 251 – ECON 231 (P1) ^a BUS 230 – ELECTIVE ^b	4 3 3 0 3 3
1ST FALL SEMESTER AT WCU	CREDIT	1ST SPRING SEMESTER AT WCU	CREDIT
ENGL 202 (C1) ^a or COMM 201 (C3) ^a WELLNESS (C4) ^a MGT 300 FIN 305 SCIENCE (C5) ^a SM 260	3 3 3 3 3 3	CIS 251 SM 340 SM 361 SM 420 ELECTIVE ^d PERSPECTIVE (P5) ^c	3 3 3 3 3 3
2ND FALL SEMESTER AT WCU	CREDIT	2ND SPRING SEMESTER AT WCU	CREDIT
QA 305 SCIENCE (C5) ^a SM 423 SM 435 SM 460 PERSPECTIVE (P3) ^c	3 3 3 3 3 3	SM 445 SM 484 MGT 404 SM 485 SM 495 PERSPECTIVE (P6) ^c	3 3 3 3 3 3

a Courses meet WCU Liberal Studies requirement

b Courses count as general electives for the WCU BSBA degree

c Must take one P3, P5, and P6 Perspective course. One Perspective course must be an upper level Perspective course taken at WCU.

d Replaces First-year Seminar that was waived with transfer of more than 30 hours.

**Appendix D: Eight Semester Plan for Combined Degree Program – Sport Management (WCU)
Marketing Track (A25120)**

1ST FALL SEMESTER AT ISOTHERMAL CC [WCU COURSE EQUIV]	CREDIT	1ST SPRING SEMESTER AT ISOTHERMAL CC [WCU COURSE EQUIV]	CREDIT
ACA 115 - COUN 140 ^b	1	BUS 125 – ELECTIVE ^b	3
BUS 110 – BA 133 (P1) ^a	3	BUS 137 – ELECTIVE ^b	3
BUS 153 – ELECTIVE ^b	3	CTS 130 – ELECTIVE ^b	3
CIS 110 – ELECTIVE ^b	3	COM 231 – COMM 201 (C3) ^a or	3
MKT 120 – MKT 201	3	ENG 112 -- ENGL 202 (C1) ^a	
MKT 123 – MKT 134	3	MAT 151 or MAT 152 – MATH	3
ENG 111 – ENGL 101 (C1) ^a	3	170 (C2) ^a	
2ND FALL SEMESTER AT ISOTHERMAL CC [WCU COURSE EQUIV]	CREDIT	2ND SPRING SEMESTER AT ISOTHERMAL CC [WCU COURSE EQUIV]	CREDIT
ACC 120 – ACCT 251	4	ACC 121 – ACCT 252	4
BUS 115 – LAW 230	3	BUS 225 – ELECTIVE ^b	3
MKT 220 – ELECTIVE ^b	3	BUS 260 – ELECTIVE ^b	3
ECO 252 – ECON 232	3	WBL 110 – No WCU Credit	0
HUM – LIBERAL STUDIES (P4) ^a	3	ECO 251 – ECON 231 (P1) ^a	3
		MKT 223 – No WCU Credit	0
1ST FALL SEMESTER AT WCU	CREDIT	1ST SPRING SEMESTER AT WCU	CREDIT
ENGL 202 (C1) ^a or	3	CIS 251	3
COMM 201 (C3) ^a		SM 340	3
WELLNESS (C4) ^a	3	SM 361	3
MGT 300	3	SM 420	3
FIN 305	3	ELECTIVE ^d	3
SCIENCE (C5) ^a	3	PERSPECTIVE (P5) ^c	3
SM 260	3		
2ND FALL SEMESTER AT WCU	CREDIT	2ND SPRING SEMESTER AT WCU	CREDIT
QA 305	3	SM 445	3
SCIENCE (C5) ^a	3	SM 484	3
SM 423	3	MGT 404	3
SM 435	3	SM 485	3
SM 460	3	SM 495	3
PERSPECTIVE (P3) ^c	3	PERSPECTIVE (P6) ^c	3

a Courses meet WCU Liberal Studies requirement

b Courses count as general electives for the WCU BSBA degree

c Must take one P3, P5, and P6 Perspective course. One Perspective course must be an upper level Perspective course taken at WCU.

d Replaces First-year Seminar that was waived with transfer of more than 30 hours.

Appendix D: Eight Semester Plan for Combined Degree Program – Sport Management (WCU) Technology Track (A25120)

1ST FALL SEMESTER AT ISOTHERMAL CC [WCU COURSE EQUIV]	CREDIT	1ST SPRING SEMESTER AT ISOTHERMAL CC [WCU COURSE EQUIV]	CREDIT
ACA 115 - COUN 140 ^b BUS 110 – BA 133 (P1) ^a BUS 153 – ELECTIVE ^b CIS 110 – ELECTIVE ^b MKT 120 – MKT 201 CTS 125 – No WCU Credit ENG 111 – ENGL 101 (C1) ^a	1 3 3 3 3 0 3	BUS 125 – ELECTIVE ^b BUS 137 – ELECTIVE ^b CTS 130 – ELECTIVE ^b COM 231 – COMM 201 (C3) ^a or ENG 112 -- ENGL 202 (C1) ^a MAT 151 or MAT 152 – MATH 170 (C2) ^a	3 3 3 3 3
2ND FALL SEMESTER AT ISOTHERMAL CC [WCU COURSE EQUIV]	CREDIT	2ND SPRING SEMESTER AT ISOTHERMAL CC [WCU COURSE EQUIV]	CREDIT
ACC 120 – ACCT 251 BUS 115 – LAW 230 WEB 140 – No WCU Credit ECO 252 – ECON 232 HUM – LIBERAL STUDIES (P4) ^a DBA 110 – CIS 253	4 3 0 3 3 3	ACC 121 – ACCT 252 BUS 225 – ELECTIVE ^b BUS 260 – ELECTIVE ^b WBL 110 – No WCU Credit ECO 251 – ECON 231 (P1) ^a	4 3 3 0 3
1ST FALL SEMESTER AT WCU	CREDIT	1ST SPRING SEMESTER AT WCU	CREDIT
ENGL 202 (C1) ^a or COMM 201 (C3) ^a WELLNESS (C4) ^a MGT 300 FIN 305 SCIENCE (C5) ^a SM 260	3 3 3 3 3 3	CIS 251 SM 340 SM 361 SM 420 ELECTIVE ^d PERSPECTIVE (P5) ^c	3 3 3 3 3 3
2ND FALL SEMESTER AT WCU	CREDIT	2ND SPRING SEMESTER AT WCU	CREDIT
QA 305 SCIENCE (C5) ^a SM 423 SM 435 SM 460 PERSPECTIVE (P3) ^c	3 3 3 3 3 3	SM 445 SM 484 MGT 404 SM 485 SM 495 PERSPECTIVE (P6) ^c	3 3 3 3 3 3

a Courses meet WCU Liberal Studies requirement

b Courses count as general electives for the WCU BSBA degree

c Must take one P3, P5, and P6 Perspective course. One Perspective course must be an upper level Perspective course taken at WCU.

d Replaces First-year Seminar that was waived with transfer of more than 30 hours.

**Appendix D: Eight Semester Plan for Combined Degree Program – Sport Management (WCU)
Equine Business Technology Track (A25120)**

1ST FALL SEMESTER AT ISOTHERMAL CC [WCU COURSE EQUIV]	CREDIT	1ST SPRING SEMESTER AT ISOTHERMAL CC [WCU COURSE EQUIV]	CREDIT
ACA 115 - COUN 140 ^b BUS 110 – BA 133 (P1) ^a BUS 153 – ELECTIVE ^b CIS 110 – ELECTIVE ^b MKT 120 – MKT 201 EQU 111 – No WCU Credit ENG 111 – ENGL 101 (C1) ^a	1 3 3 3 3 0 3	BUS 125 –ELECTIVE ^b BUS 137 – ELECTIVE ^b CTS 130 – ELECTIVE ^b COM 231 – COMM 201 (C3) ^a or ENG 112 – ENGL 202 (C1) ^a MAT 151 or MAT 152 – MATH 170 (C2) ^a	3 3 3 3 3 3
2ND FALL SEMESTER AT ISOTHERMAL CC [WCU COURSE EQUIV]	CREDIT	2ND SPRING SEMESTER AT ISOTHERMAL CC [WCU COURSE EQUIV]	CREDIT
ACC 120 – ACCT 251 BUS 115 – LAW 230 ECO 252 – ECON 232 HUM – LIBERAL STUDIES (P4) ^a EQU 150 – No WCU Credit	4 3 3 3 0	ACC 121 – ACCT 252 BUS 225 – ELECTIVE ^b BUS 260 – ELECTIVE ^b WBL 110 – No WCU Credit ECO 251 – ECON 231 (P1) ^a BUS 230 – ELECTIVE ^b	4 3 3 0 3 3
1ST FALL SEMESTER AT WCU	CREDIT	1ST SPRING SEMESTER AT WCU	CREDIT
ENGL 202 (C1) ^a or COMM 201 (C3) ^a WELLNESS (C4) ^a MGT 300 FIN 305 SCIENCE (C5) ^a SM 260	3 3 3 3 3 3	CIS 251 SM 340 SM 361 SM 420 ELECTIVE ^d PERSPECTIVE (P5) ^c	3 3 3 3 3 3
2ND FALL SEMESTER AT WCU	CREDIT	2ND SPRING SEMESTER AT WCU	CREDIT
QA 305 SCIENCE (C5) ^a SM 423 SM 435 SM 460 PERSPECTIVE (P3) ^c	3 3 3 3 3 3	SM 445 SM 484 MGT 404 SM 485 SM 495 PERSPECTIVE (P6) ^c	3 3 3 3 3 3

a Courses meet WCU Liberal Studies requirement

b Courses count as general electives for the WCU BSBA degree

c Must take one P3, P5, and P6 Perspective course. One Perspective course must be an upper level Perspective course taken at WCU.

d Replaces First-year Seminar that was waived with transfer of more than 30 hours.

**Appendix D: Eight Semester Plan for Combined Degree Program – Sport Management (WCU)
Hospitality Track (A25120)**

1ST FALL SEMESTER AT ISOTHERMAL CC [WCU COURSE EQUIV]	CREDIT	1ST SPRING SEMESTER AT ISOTHERMAL CC [WCU COURSE EQUIV]	CREDIT
ACA 115 - COUN 140 ^b BUS 110 – BA 133 (P1) ^a BUS 153 – ELECTIVE ^b CIS 110 – ELECTIVE ^b MKT 120 – MKT 201 HRM 110 – HT 130 ENG 111 – ENGL 101 (C1) ^a	1 3 3 3 3 0 3	BUS 125 –ELECTIVE ^b BUS 137 – ELECTIVE ^b CTS 130 – ELECTIVE ^b COM 231 – COMM 201 (C3) ^a or ENG 112 – ENGL 202 (C1) ^a MAT 151 or MAT 152 – MATH 170 (C2) ^a	3 3 3 3 3
2ND FALL SEMESTER AT ISOTHERMAL CC [WCU COURSE EQUIV]	CREDIT	2ND SPRING SEMESTER AT ISOTHERMAL CC [WCU COURSE EQUIV]	CREDIT
ACC 120 – ACCT 251 BUS 115 – LAW 230 ECO 252 – ECON 232 HUM – LIBERAL STUDIES (P4) ^a MKT 223 – No WCU Credit	4 3 3 3 0	ACC 121 – ACCT 252 BUS 225 – ELECTIVE ^b BUS 260 – ELECTIVE ^b WBL 110 – No WCU Credit ECO 251 – ECON 231 (P1) ^a HRM 140 or 150 – ELECTIVE ^b	4 3 3 0 3 3
1ST FALL SEMESTER AT WCU	CREDIT	1ST SPRING SEMESTER AT WCU	CREDIT
ENGL 202 (C1) ^a or COMM 201 (C3) ^a WELLNESS (C4) ^a MGT 300 FIN 305 SCIENCE (C5) ^a SM 260	3 3 3 3 3 3 3	CIS 251 SM 340 SM 361 SM 420 ELECTIVE ^d PERSPECTIVE (P5) ^c	3 3 3 3 3 3
2ND FALL SEMESTER AT WCU	CREDIT	2ND SPRING SEMESTER AT WCU	CREDIT
QA 305 SCIENCE (C5) ^a SM 423 SM 435 SM 460 PERSPECTIVE (P3) ^c	3 3 3 3 3 3	SM 445 SM 484 MGT 404 SM 485 SM 495 PERSPECTIVE (P6) ^c	3 3 3 3 3 3

a Courses meet WCU Liberal Studies requirement

b Courses count as general electives for the WCU BSBA degree


c Must take one P3, P5, and P6 Perspective course. One Perspective course must be an upper level Perspective course taken at WCU.

d Replaces First-year Seminar that was waived with transfer of more than 30 hours.

Articulation Agreement between Isothermal Community College (Isothermal) and Western Carolina University for transfer of credit from the A.A.S. in Business Administration degree at Isothermal toward a B.S.B.A. in Accounting, Business Administration and Law, Computer Information Systems, Entrepreneurship, Finance, Management, Marketing, or Sport Management degree program at Western Carolina University.

- A. Isothermal students will be admitted as candidates for the articulation program at WCU upon the completion of the A.A.S. in Business Administration at Isothermal.
- B. To graduate from Western with The Bachelor of Science Business Administration degree all students must complete the degree requirements per academic regulations listed in *The Record*, the WCU Undergraduate Catalog.
- C. Students wishing to graduate with a Bachelor of Science Business Administration must meet all residency requirements for graduation from WCU, which includes completion of the last 25% of course work to be taken at WCU.
- D. This agreement will run continually without need for renewal. Updates to the agreement will be initiated and processed every two years. The update process will be completed as follows: copies of this agreement will be distributed to deans and department heads by February 1 of each update year. Updates or “no change” approvals to this agreement should be returned by March 15. If curriculum changes are identified by either institution during the review process, parties from both institutions will review and approve the proposed changes and make necessary updates to the course equivalency outline.
- E. Either party upon written notice can terminate this agreement. If the agreement is terminated, Isothermal students who have matriculated at WCU can continue until completion of the baccalaureate degree if they are continuously enrolled at Western. Also, students who are enrolled at Isothermal at the time may continue under the terms of the agreement as long as they are continuously enrolled. If the student ceases enrollment for two regular academic semesters, he/she must re-enroll under the most recently adopted agreement.

Western Carolina University



 Dr. David Belcher Date


Chancellor



 Dr. Alison Morrison-Shetlar Date

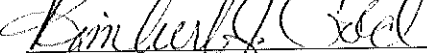
Provost

Isothermal Community College



 Mr. Walter Dalton Date

President



 Dr. Kimberly Gold Date

Vice President of Academic and Student Services
 and Institutional Assessment

